

Potassium phosphate catalyzed synthesis of substituted o-propargylsalicylaldehydes

Tarulata N. Chowala

Department of Chemistry, Veer Narmad South Gujarat University, Surat -395007, India.

Email: tnchhowala@vnsqu.ac.in

Received 11-18-2024

Accepted 01-03-2025

Published on line 01-08-2025

Abstract

The catalytic efficiency of anhydrous K_3PO_4 have been explored for the synthesis of o-propargylsalicylaldehydes by the reaction of substituted salicylaldehydes with propargyl bromide in S_N2 manner in DMF at room temperature. Operational simplicity, atom economy, easy work-up with high purity of products, and commercially available reagents are key features of the present method which adopts most of the principles of green chemistry.



Keywords: Salicylaldehyde, o-propargylation, potassium phosphate, propargyl bromide

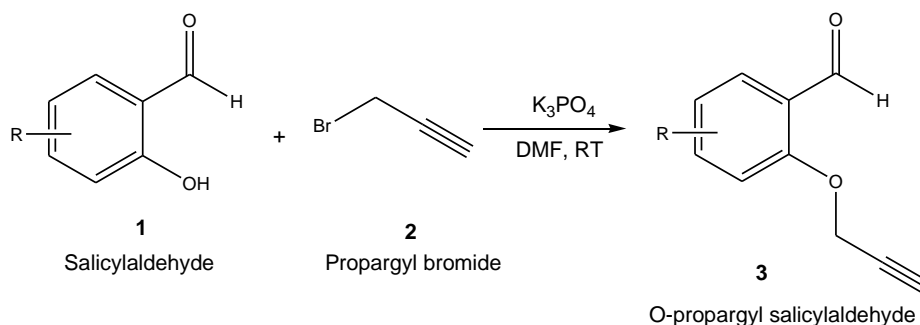
Introduction

One of the prime objectives of organic synthesis is the development of highly efficient synthetic protocols for complex molecules used as precursor in useful organic transformations. Propargylation is one of the most important fundamental reactions in organic synthesis. It features mild reaction conditions, a tolerance of a diverse range of functional groups, and easy construction of carbon-carbon and carbon-heteroatom bonds.¹ The high density of functional groups of the resulting products renders them exceptionally versatile complex synthetic intermediates. This involves the propargyl as an equivalent for either a nucleophile or an electrophile.

o-Propargylsalicylaldehydes represent structural complex as precursors for important organic transformations namely synthesis of allylic amide functionalized 2*H*-chromenes and coumarins², click approach for the synthesis of 1,4-disubstituted 1,2,3-triazoles³, benzopyran-fused tetra and pentacyclic framework synthesis by the domino Knoevenagel hetero Diels–Alder (DKHDA)⁴ and 1-methyl-2-(2-(prop-2-yn-1-yloxy)benzylidene)hydrazine analogues⁵, etc. They have commonly been prepared by a reaction of salicylaldehydes using propargyl bromide⁶⁻¹² /chloride¹³/ tosylate¹⁴ employing K₂CO₃⁶⁻¹¹,¹³⁻¹⁴ or NaH¹² as a base in DMF solvent.

Anhydrous K₃PO₄ as a base has attracted the attention of scientists working in organic transformations due to its plethora of applications.¹⁵⁻²¹ Catalytic efficiency of K₃PO₄ has been explored in Knoevenagel condensation resulting in alkylated Meldrum's acid¹⁵, thia-Michael addition¹⁷, tetrahydrobenzo[*b*]pyran¹⁸, phosphonic acid diethyl esters¹⁹, nitroaldol condensation²⁰, synthesis of 3-carboxycoumarins²¹ and chalcones²² encouraged us to explore its efficiency in the synthesis of *o*-propargyl salicylaldehyde. K₃PO₄ is low-cost, non-toxic, and could be an effective catalyst in the *O*-propargylation reaction. This is due to potassium phosphate possessing a potent electron-withdrawing counter anion, specifically PO₄³⁻, which enhances the oxophilicity of the K⁺ ion enough to establish a strong coordinate bond with the oxygen atom of OH in salicylaldehyde, facilitating the reaction efficiently. This manuscript reports anhydrous potassium phosphate-mediated synthesis of *o*-propargyl salicylaldehyde from salicylaldehyde and propargyl bromide in DMF at room temperature. (Scheme 1)

Results and Discussion



Scheme 1. Synthesis of *o*-propargyl salicylaldehydes.

In an initial study, catalyst optimization was carried out for a model reaction of salicylaldehyde and propargyl bromide in dimethyl formamide (DMF) at room temperature. A model reaction was performed

under catalyst-free conditions in DMF to explore the role of the catalyst. However, the reaction failed to give the desired product even after a prolonged time. (Table 1, Entry 1) Therefore, screening of catalyst was carried out by employing various organic and inorganic bases viz. K_2CO_3 , K_3PO_4 , Et_3N , Et_2NH , and L-proline for model reaction. (Table 1, Entries 2-6) The best result was obtained in the presence of K_3PO_4 in terms of yield and reaction time. (Table 1, Entry 3) Conversely, poor yield was observed with Et_3N , Et_2NH , and L-proline. (Table 1, Entries 4-6).

Table 1. Screening of catalysts

| Entry | Catalyst | Time (h) | Yield ^b (%) |
|-------|-----------|----------|------------------------|
| 1 | - | 48 | - |
| 2 | K_2CO_3 | 24 | 90 |
| 3 | K_3PO_4 | 22 | 94 |
| 4 | Et_3N | 30 | 58 |
| 5 | Et_2NH | 30 | 40 |
| 6 | L-Proline | 30 | 45 |

^aReaction conditions: Salicylaldehyde (1 mmol), Propargyl bromide (1.2mmol), Base (1.1mmol), DMF (5 mL), RT; ^bIsolated yield

Optimization of solvent was carried out by performing model reaction in various solvents such as, acetone, ethanol (EtOH), dimethyl formamide (DMF), and acetonitrile (ACN). (Table 2, Entries 1-4). Screening study revealed that, DMF was the best solvent for present transformation in terms of time and yield.

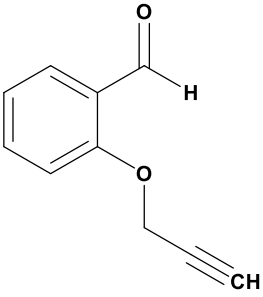
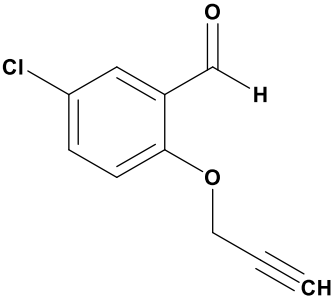
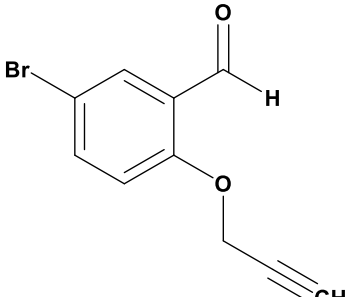
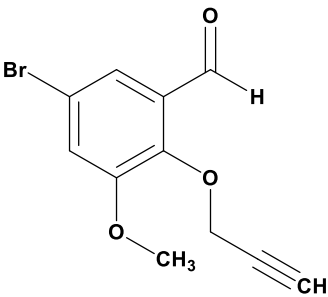
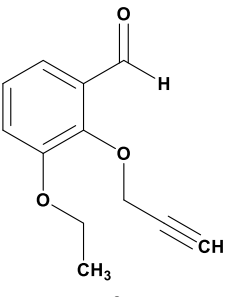
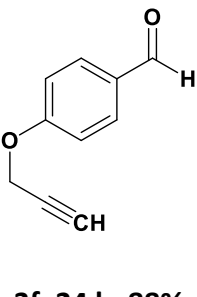
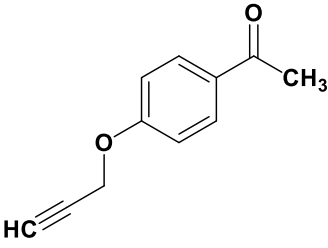
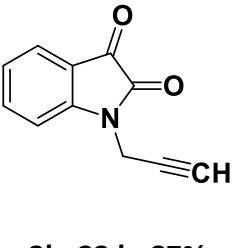
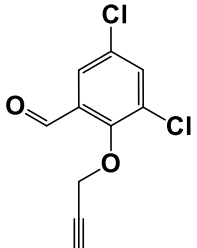
Table 2. Screening of solvents

| Entry | Solvents | Time (h) | Yield (%) |
|-------|--------------|----------|-----------|
| 1 | DMF | 22 | 94 |
| 2 | Acetone | 24 | 80 |
| 3 | EtOH | 24 | 60 |
| 4 | Acetonitrile | 24 | 89 |

^aReaction conditions: Salicylaldehyde (1 mmol), Propargyl bromide (1.2mmol), Potassium phosphate (1.1mmol), Solvent (5 mL), RT; ^bIsolated yield

After optimization of reaction conditions, we turned our attention towards assessing generality of the protocol by reaction of variety of substituted salicylaldehydes and propargyl bromide in the presence of K_3PO_4 in DMF as solvent. (Table 3) All the reaction proceeded smoothly affording the corresponding o-propargylated salicylaldehydes with good yields. The method was found to be suitable for both electron donating and withdrawing substituents present on the salicylaldehydes (Table 3, entries 1-5). It is noteworthy to mention that isatin also undergo smooth propargylation under optimized reaction conditions affording desired product in good yield. (Table 3, entries 6-8).

Table 3. Library of synthesized substituted *o*-propargylsalicylaldehydes, acetophenone, benzaldehyde and *N*-propargyl isatin

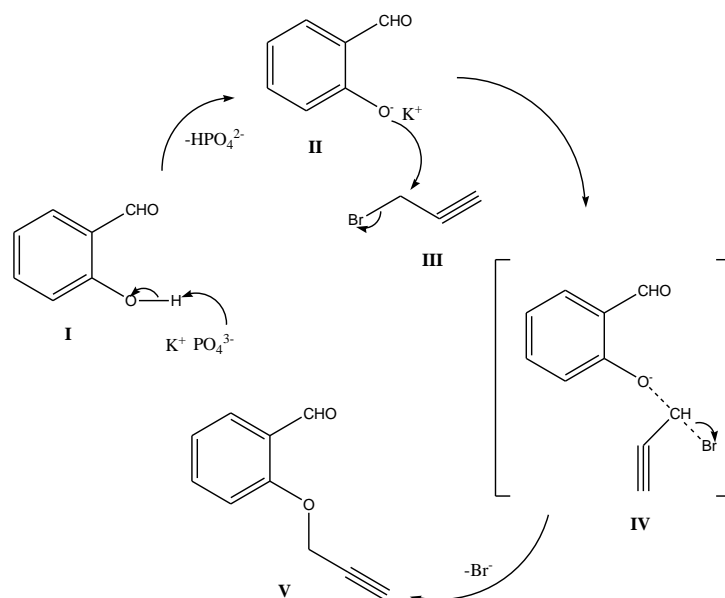
| | | |
|---|---|---|
|  |  |  |
| <p>3a, 20 h, 96% 70-71°C [69-72 °C(CAS No. 29978-83-4)]</p> | <p>3b, 22 h, 92% 74-75 [75-76 °C (CAS No. 224317-64-0)]</p> | <p>3c, 21 h, 94% 93-95 [94-96 °C(CAS No. 122835-14-7)]</p> |
|  |  |  |
| <p>3d, 24 h, 90% 151-152°C [153-154 °C(CAS No. 1432437-11-0)]</p> | <p>3e, 23 h, 90% 113-115 °C [112-114 °C(CAS No. 1099639-68-5)]</p> | <p>3f, 24 h, 88% 83-85 [80-84 °C (CAS No. 5651-86-5)]</p> |
|  |  |  |
| <p>3g, 24 h, 89% 78-80 °C [81-83 °C (CAS No. 34264-14-7)]</p> | <p>3h, 23 h, 87% 154-156 °C [156-158 °C(CAS No. 4290-87-3)]</p> | <p>3i, 23 h, 87% 83-84 °C [84-86 °C (CAS No. 1126527-53-4)]</p> |

^aReaction conditions: Aldehyde/ Isatin/Acetophenone (1 mmol), Propargyl bromide (1.2 mmol), Potassium phosphate (1.1 mmol), DMF (5 mL), RT; ^bIsolated yield

The formation of the desired product was confirmed by various spectroscopic techniques such as IR, ¹H, and ¹³C NMR which are in good agreement with the structure of synthesized derivatives. IR spectrum (Figure 1) of *o*-propargylsalicylaldehyde (Entry 1, Table 3) shows the absorption band of carbonyl of aldehyde at 1678 cm⁻¹, whereas sharp absorption band observed around 2108 cm⁻¹ due to terminal alkyne group by vanishing broad -OH stretching band around 3190 cm⁻¹ confirms the *o*-propargylation of salicylaldehyde. ¹H NMR spectrum (Figure 2) of the same moiety exhibits two sharp singlets and one doublet at δ 2.57, 10.48 and 4.83 ppm corresponding to alkynyl -CH, -CHO, and -OCH₂ protons, respectively. Three multiplets observed in

the range of 7.07-7.87 display aromatic protons. In ^{13}C NMR (Figure 3) the signal detected at δ 56.36 due to the presence of methylene carbon of $\text{O}-\text{CH}_2-$ was confirmed by the inverted signal observed in DEPT 135 at same δ value. Characteristic signal for $-\text{C}=\text{O}$ of aldehyde functionality observed at 189.57 ppm. Aromatic carbons were observed in the range of δ 113.16-159.74 ppm.

o-Propargylsalicylaldehydes were prepared from the corresponding substituted salicylaldehyde by applying Williamson's ether synthesis via $\text{S}_{\text{N}}2$ pathway. The proposed mechanism is depicted in Scheme 2. Initially, the reaction of salicylaldehyde (I) with base potassium phosphate produces phenoxide ion (II) i.e. conjugate base, potassium phenoxide which attacks the propargyl bromide (III) at more electrophilic methylene site resulting in the displacement of bromine atom by the formation of a new carbon-oxygen bond furnished *o*-propargyl salicylaldehyde (V) *via* intermediate IV.



Scheme 2. Proposed mechanism for *o*-propargylation of salicylaldehydes.

Conclusions

In the present manuscript, we have synthesized substituted *o*-propargylsalicylaldehydes by propargylation reaction of substituted salicylaldehydes and propargyl bromide in $\text{S}_{\text{N}}2$ manner using anhydrous K_3PO_4 as a base in DMF solvent. Ambient temperature, simple procedure, high yield and easy workup, high purity of products, and wide substrate scope are the green aspects of the present transformation. These *o*-propargylsalicylaldehydes can be used as precursors for many heterocycles and hence the present method will open the window of variety of heterocycles.

Experimental Section

General. All the reagents were commercially available (Sigma Aldrich) and used without further purification. Melting points were determined by open capillary method and are uncorrected. IR spectra were recorded on

FTIR-7600 spectrometer. ^1H and ^{13}C NMR spectra were measured on a Bruker400 spectrometer operating at 400 and 100 MHz, respectively, using CDCl_3 as a solvent and TMS as the internal standard.

General procedure for synthesis of o-propargylsalicylaldehydes. In 25 mL round bottom flask, salicylaldehyde (1mmol), propargyl bromide (1.2 mmol) in DMF (5mL) was added anhydrous K_3PO_4 (1.1 mmol), and stirring was carried out till completion of reaction. Progress of reaction was monitored by TLC. Then ice was added to reaction mixture. Precipitated product formed was filtered and washed with water and dried.

Spectral data of representative o-propargylsalicylaldehyde derivatives

Entry 3a (Table 3). 2-(prop-2-ynyloxy)benzaldehyde. Brownish solid; Obs. mp 70 °C, Lit. mp 69.0-72.0 °C (CAS No.- 29978-83-4), IR (Figure 1): 3269, 2928, 2871, 2108, 1678, 1597, 1458, 1296, 1215, 1003, 744, 679 cm^{-1} ; ^1H NMR (400 MHz, CDCl_3) (Figure 2): δ 10.48 (s, 1H, -CHO), 2.57 (s, 1H, Propargyl-CH), 4.83 (d, 2H, -OCH₂), 7.07-7.13 (m, Ar-2H), 7.54-7.59 (m, Ar-1H), 7.84-7.87 (dd, Ar-1H, J 8 Hz, 1.6 Hz) ppm [25]; ^{13}C NMR (400 MHz, CDCl_3) (Figure 3, 4): δ 56.36, 113.16, 121.68, 125.46, 128.58, 135.72, 159.74, 189.57 ppm

Entry 3i (Table 3). 3,5-dichloro-2-(prop-2-ynyloxy)benzaldehyde. White solid; Obs. m.p. 82-84 °C, Lit. m.p. 84-86 °C (CAS No.-1126527-53-4); IR (Figure 5): 3268, 2975, 2869, 2113, 1683, 1598, 1479, 1457, 1400, 1286, 1218, 1193, 1103, 1043, 1012, 923, 831, 757, 698 cm^{-1} ; ^1H NMR (400 MHz, CDCl_3) (Figure 6): δ 10.39 (s, 1H, -CHO), 2.55 (s, 1H, Propargyl-CH), 4.90 (d, 2H, -OCH₂), 7.64-7.65 (d, Ar-1H, J 2.4 Hz), 7.77-7.78 (d, Ar-1H, J 2.4 Hz) ppm [25]; ^{13}C NMR (400 MHz, CDCl_3) (Figure 7, 8): δ 61.84, 70.25, 77.21, 126.41, 129.75, 131.33, 132.79, 135.58, 188.18 ppm

Supplementary Material

Supplementary data associated with this article is available in the Supplementary Material.

References

- Roy, R.; Saha, S. *RSC Advances* **2018**, *8*, 31129.
<https://doi.org/10.1039/C8RA04481C>
- Sharif, S. A.; Calder, E. D.; Harkiss, A. H.; Maduro, M.; Sutherland, A. *J. Org. Chem.* **2016**, *81*, 9810-9819.
<https://doi.org/10.1021/acs.joc.6b01881>
- Sasikala, R.; Rani, S. K.; Easwaramoorthy, D.; Karthikeyan, K. *RSC Advances* **2015**, *5*, 56507.
<https://doi.org/10.1039/C5RA05468K>
- Bakthadoss, M.; Sivakumar, G. *Tetrahedron Lett.* **2014**, *55*, 1765.
<https://doi.org/10.1016/j.tetlet.2014.01.126>
- Kivrak, A. R. İ. F.; Yilmaz, C.; Konuş, M.; Koca, H.; Aydemir, S.; Oagaz, J. A. *Turkish J. Chem.* **2018**, *42*, 306.
<https://doi.org/10.3906/kim-1701-42>
- Sharif, S. A.; Calder, E. D.; Harkiss, A. H.; Maduro, M.; Sutherland, A. *J. Org. Chem.* **2016**, *81*, 9810.
<https://doi.org/10.3906/kim-1701-42>
- Martín-Acosta, P.; Feresin, G.; Tapia, A.; Estévez-Braun, A. *J. Org. Chem.* **2016**, *81*, 9738.
<https://doi.org/10.1021/acs.joc.6b01818>
- Gai, R.; Prochnow, T.; Back, D. F.; Zeni, G. *Tetrahedron* **2014**, *70*, 3751-3756.
<https://doi.org/10.1016/j.tet.2014.04.053>

9. Chen, X.; Li, R. P.; Long, P.; Tang, Y.; Li, J.; Tang, S. *Chemical Commun.* **2024**, *60*, 1285.
<https://doi.org/10.1039/D3CC05622H>
10. Annes, S. B.; Vigneshwar, K.; Nivedha, K.; Manojveer, S.; Ramesh, S. *Chemistry Select* **2019**, *4*, 6245.
<https://doi.org/10.1002/slct.201901350>
11. Maurya, R. K.; Kumar, S.; Kumar, V.; Dey, A.; Patlolla, R. R.; Burra, A. G.; Khatravath, M. *Asian J. Org. Chem.* **2023**, *12*, e202300410.
<https://doi.org/10.1002/ajoc.202300410>
12. Escobar-Peso, A.; Martínez-Alonso, E.; Hadjipavlou-Litina, D.; Alcázar, A.; Marco-Contelles, J. *Eur. J. Med. Chem.* **2024**, *266*, 116133.
<https://doi.org/10.1016/j.ejmech.2024.116133>
13. Hurst, T. E.; Miles T. J., Moody C. J. *Tetrahedron* **2008**, *64*, 874.
<https://doi.org/10.1016/j.tet.2007.09.090>
14. Kociolek, M. G.; Straub, N. G.; Schuster, J. V. *Synlett* **2005**, 259.
<https://doi.org/10.1055/s-2004-837216>
15. Desai, U. V.; Pore, D. M.; Mane, R. B.; Solabannavar, S. B.; Wadgaonkar, P. P. *Synth. Commun.* **2004**, *34*, 25.
<https://doi.org/10.1081/SCC-120027234>
16. Pore, D. M.; Soudagar, M. S.; Desai, U. V.; Thopate, T. S.; Wadagaonkar, P.P. *Tetrahedron Lett.* **2006**, *47*, 9325.
<https://doi.org/10.1016/j.tetlet.2006.10.114>
17. Pore, D. M.; Undale, K. A.; Dongare, B. B.; Desai, U. V. *Catalysis Lett.* **2009**, *132*, 104.
<https://doi.org/10.1007/s10562-009-0074-0>
18. Gaikwad, D. S.; Undale, K. A.; Shaikh, T. S.; Pore, D. M. *Comptes Rendus Chimie* **2011**, *14*, 865.
<https://doi.org/10.1016/j.crci.2011.03.001>
19. Desai, U. V.; Pore, D. M.; Mane, R. B.; Solabannavar, S. B.; Wadgaonkar, P. P. *Synth. Commun.* **2004**, *34*, 19.
<https://doi.org/10.1081/SCC-120027233>
20. Undale, K. A.; Gaikwad, D. S. Shaikh, T. S.; Desai, U. V.; Pore D. M. *Ind. J. Chem.* **2012**, Vol. 51B, July, 1039.
21. Pore, D. M.; Desai, U. V.; Thopate, T. S.; Wadgaonkar, P. P. *Russ. J. Org. Chem.*, **2007**, *43*, 1088.
<https://doi.org/10.1134/S107042800707024X>
22. Chaudhary, C.L., Ko, S., Lee, C., Kim, Y., Jung, C., Hyun, S., Kwon, Y., Kang, J.S., Jung, J.K., Lee, H., *Pharm.* **2022**, *15*, 399.
<https://doi.org/10.3390/ph15040399>

This paper is an open access article distributed under the terms of the Creative Commons Attribution (CC BY) license (<http://creativecommons.org/licenses/by/4.0/>)