

Palladium-catalyzed intramolecular arylation for the synthesis of tetrahydro-5H-benzo[6,7]azocino[5,4-b]indol-5-ones

Y. Jian , R. Ding, K-Z. Han, L. Duan, F. Li and M. Xu*

State Key Laboratory of Functions and Applications of Medicinal Plants, Guizhou Medical University, Guiyang 550014, PR China

Email: 774885024@qq.com

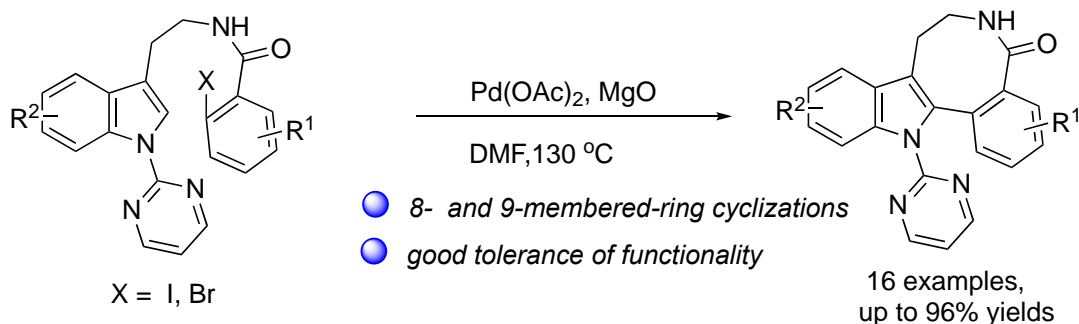
Received 05-02-2023

Accepted Manuscript 05-21-2023

Published on line 05-25-2023

Abstract

8- and 9-membered, nitrogen-containing heterocycles are important structural motifs of many natural and synthetic compounds. Using pyrimidyl as a directing group, a variety of functionalized tetrahydro-5H-benzo[6,7]azocino[5,4-b]indol-5-one derivatives with 8- and 9-membered rings, was efficiently prepared through palladium-catalyzed intramolecular arylation (up to 96% yield). According to the control experiments, it is proposed that the mechanism of the protocol involves a C-H activation pathway.



Keywords: Indole, Arylation, Pd catalysis, Cyclization, Eight-membered, Nine-membered

Introduction

Indole compounds containing a five-, six- or seven-membered *N*-heterocycle are common, however, those with an eight-membered azocine or azocane ring are comparatively rare.¹ Indole-annulated eight-membered lactam frameworks existed in the structures of nature products such as balasubramide², decursivine³, and drug candidate, 5,6,7,9-tetrahydro-8*H*-benzo[5,6]azocino[3,4-*b*]indol-8-one⁴ (Figure 1).

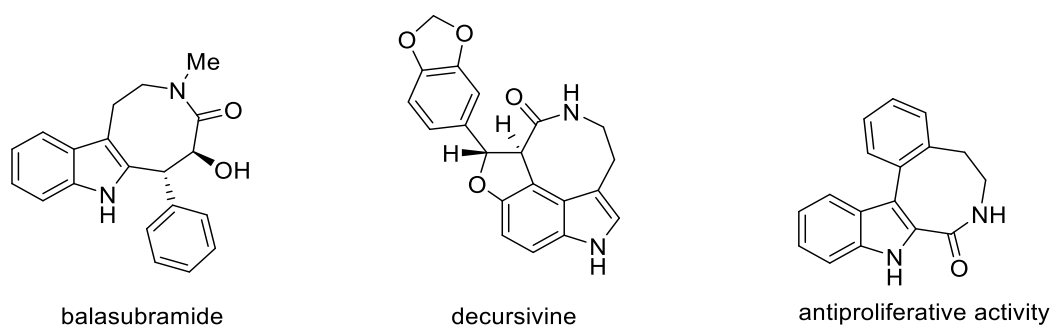
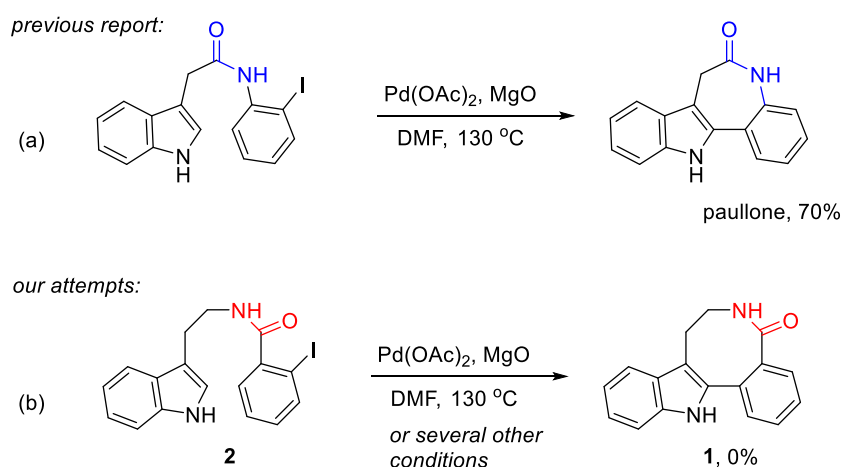


Figure1. Indole-annulated eight-membered lactams: natural products and a drug candidate.

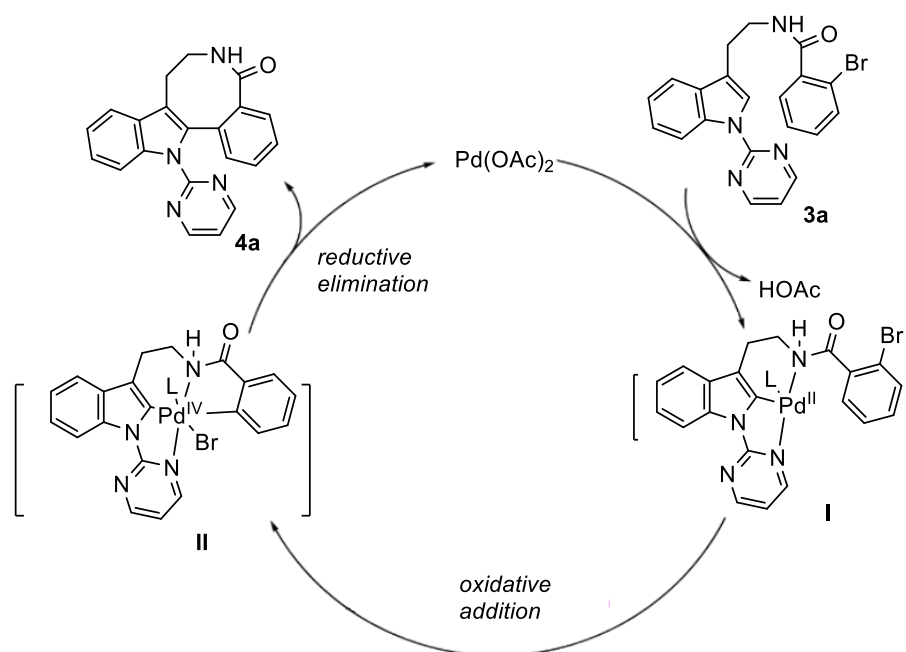
The construction of medium-sized 8- to 11-membered rings is a longstanding challenge in organic synthesis, since the kinetic and thermodynamic barriers associated with their synthesis are typically higher than for other rings sizes.^{5,6} To date, no general approaches have been developed for tetrahydro-5*H*-benzo[6,7]azocino[5,4-*b*]indol-5-one **1** (Scheme 1), although some examples have been prepared through alkylative and allylative ring-opening of spiroindolines.^{7,8} A Heck intramolecular coupling strategy was successfully realized to deliver paullone with a strained seven-membered ring, in 70% yield (Scheme 1a).⁹ It seemed that using the above conditions or other improved conditions for Heck cyclization would possibly afford compound **1** from aryl iodide **2**, however, after identifying several Heck conditions, attempts failed to yield the desired product (Scheme 1b).



Scheme 1. Initial attempts.

These negative results led us to explore other ways to achieve the challenging intramolecular C-arylation. Pyrimidine has been used as an effective directing group in various C-2 arylations of indoles with aryl halides,¹⁰

boronic acids,¹¹⁻¹³ arylsilanes¹⁴⁻¹⁶ and aryl carboxylic acids.¹⁷ We considered whether pyrimidine could serve as the directing group for palladium-catalyzed C-2-selective intramolecular arylation to produce tetrahydro-5*H*-benzo[6,7]azocino [5,4-*b*]indol-5-one derivatives, and a catalytic cycle of this Pd-catalyzed C–H arylation is proposed in Scheme 2. The transformation occurs probably involving (1) the formation of palladacycle intermediate **I** by directing group assisted *ortho*-selective cyclometalation on the indole ring of the substrate with Pd(OAc)₂; (2) intramolecular oxidative addition of aromatic bromide to Pd(II) fragment provides Pd(IV) intermediate **II**; (3) C–C bond formation through reductive elimination affords the corresponding products along with the regeneration of the Pd(II) species.

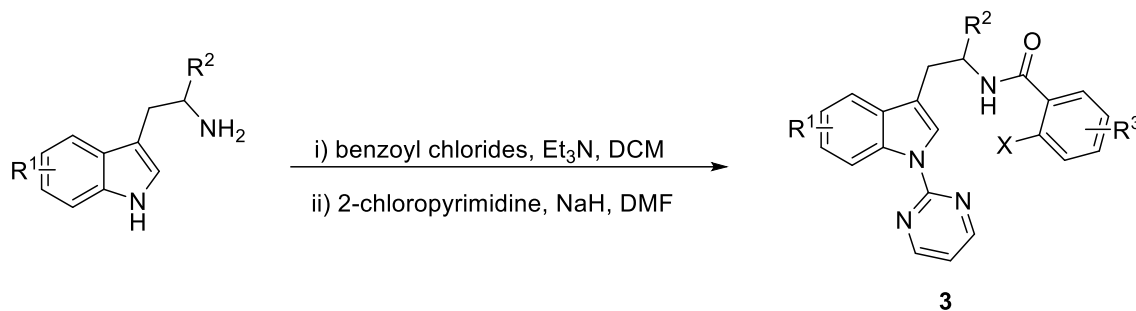


Scheme 2. Plausible mechanism for the intramolecular arylation.

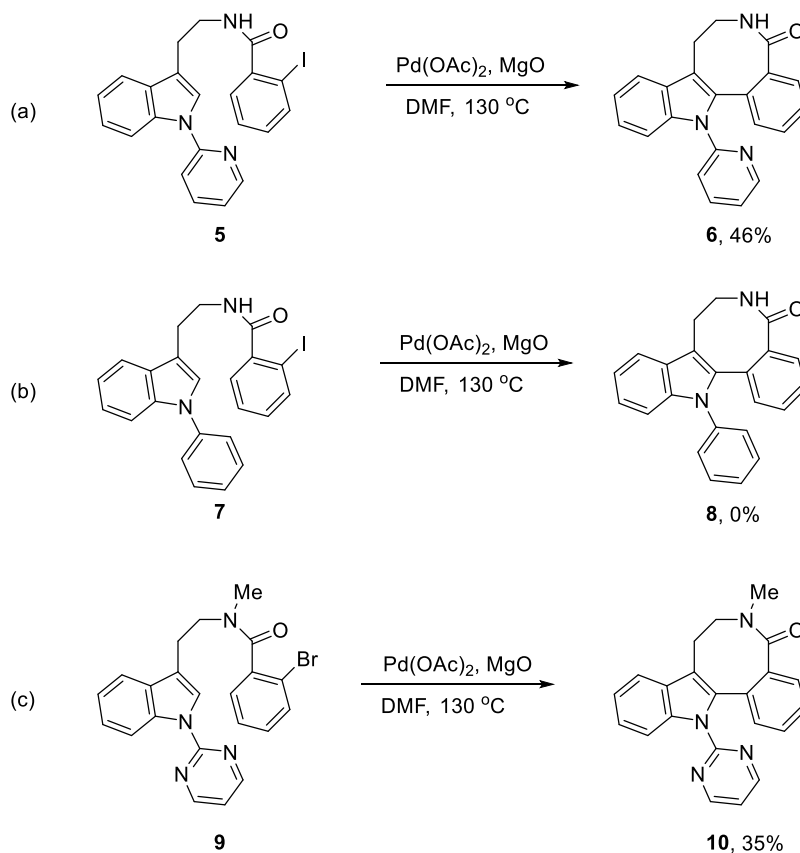
Results and Discussion

With above proposal in mind, our investigation started with the preparation of precursors **3** for cyclization. Tryptamine and its derivatives were acylated with corresponding benzoyl chlorides, followed by reaction with 2-chloropyrimidine to afford a series of *N*-pyrimidyl indole derivatives (Scheme 3), amino derivative **3c** was prepared from its nitro precursor **3h** (see the Experimental Section). We chose compound **3a** as standard substrate to investigate suitable reaction conditions (Table 1). Initial screenings were performed using Pd(OAc)₂ with alkaline additives including NaHCO₃, EtONa, Et₃N, KOAc, Na₂CO₃ and MgO in DMF at 120 °C (Table 1, entries 1-6). We found that most bases could be employed in the desired transformation, among these screenings, MgO produce the best yield: compound **4a** was isolated in 92% yield. The structure of **4a** was unambiguously confirmed by NMR techniques, HRMS and single-crystal X-ray diffraction (CCDC: 2004614 contains the supplementary crystallographic data for compound **4a**. The data can be obtained free of charge from the Cambridge crystallographic data centre via www.ccdc.cam.ac.uk/structures). By contrast, when base was absent (Table 1, entry 7), **4a** was produced in decreased yield (39%). We assessed different amounts of MgO, and 3.0 equivalents was found to be optimal (Table 1, entries 8, 9). Further improvement in the yield of

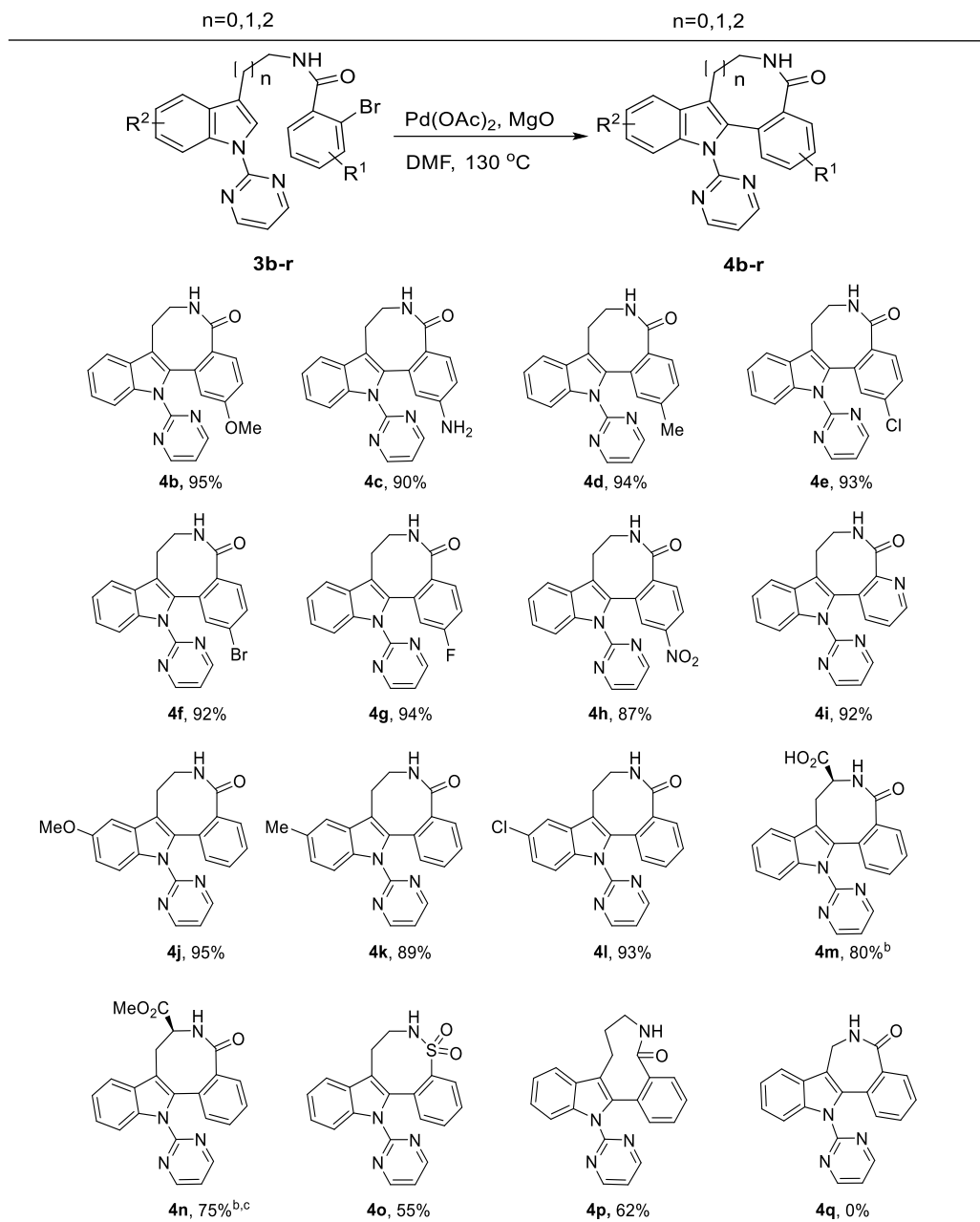
4a was achieved by enhancing the reaction temperature to 130 °C (Table 1, entry 10), however, the efficiency was reduced when it was carried out at 140 °C (Table 1, entry 11). When Pd(OAc)₂ was replaced by PdCl₂, the yield was only 32% (Table 1, entry 12). The demanding transformation also take place smoothly in other solvents such as DMA and DMSO (Table 1, entries 13, 14). Using 5 mol % of palladium led to incomplete conversion of **3a** within 16 h (Table 1, entry 15). To examine whether the desired transformation was suitable for scale-up, a gram-scale synthesis of **4a** was also achieved with good efficiency (Table 1, entry 16). Moreover, iodide **3a'** and chloride **3a''** were both subjected to the optimal condition: **3a'** could be converted to **4a** uneventfully, however, **3a''** was did not react in this protocol (Table 1, entries 17, 18).



Scheme 3. Synthesis of precursors **3** for cyclization.



Scheme 4. Control experiments.

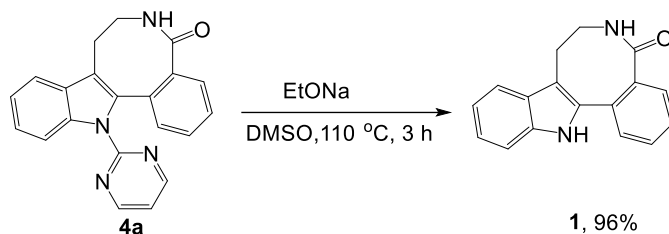
Table 2. Substrates scope^a

^a Reactions were performed using compound **3** (1 mmol), MgO (3 mmol), with Pd(OAc)₂ (0.1 mmol) in 5.0 mL DMF at 130 °C for 16–24 h, isolated yield. ^b from methyl *N*-benzoyl-1-(pyrimidin-2-yl)-*L*-tryptophanate **3m**. ^c MgO was replaced by NaHCO₃ (3 mmol).

The generality of this transformation was briefly investigated (Table 2). Tetrahydro-5*H*-benzo[6,7]azocino [5,4-*b*]indol-5-one derivatives **4b–h** and **4j–l** bearing electron-donating groups (OMe, NH₂ and Me) or an electron-withdrawing substituent (Cl, Br, F and NO₂) could be produced by our protocol in good to excellent yields (75–95%). Notably, when the benzene ring was replaced by a pyridine fragment, it did not influence the efficiency, thus **4i** was obtained in 92% yield. Further, we found that using MgO led to hydrolysis of methyl ester group of methyl *N*-benzoyl-1-(pyrimidin-2-yl)-*L*-tryptophanate **3m**, but still the cyclization also proceeded to afford acid **4m** in 80% yield. The ester **4n** could also be obtained in 75% yield by changing the basic additive

from MgO to NaHCO₃. Moreover, a sulfamide product **4o** could be prepared by this protocol in 55% yield. Compound **4p** with 9-membered ring was obtained in 62% yield, while 7-membered ring product **4q** could not be produced in these conditions, possibly it is not possible to form the requisite palladacycle intermediate.

Finally, to extend the synthetic practicability of this protocol, removal of the 2-pyrimidyl group from the product **4a** demonstrated. As exemplified in Scheme 5, the directing group could be readily removed in the presence of NaOEt in DMSO,^{18,19} giving **1** in 96% yield.



Scheme 5. N-deprotection of **4a**.

Conclusions

In summary, a novel and efficient strategy to construct specific 8- or 9-membered indole-lactam skeletons has been developed, palladium-catalyzed intramolecular arylation being the core of the strategy. The reaction can proceed well with wide functional group tolerance. This work has represented a new perspective for the study of C-H bond activation. Further investigation of the extension of this method is in progress.

Experimental Section

General. All reagents used were of analytical purity. Column chromatography was carried out on silica gel. ¹H NMR spectra were recorded at 600 MHz and ¹³C NMR spectra were recorded at 150 MHz and ¹⁹F NMR spectra were recorded at 565 MHz. All new products were further characterized by HRMS; copies of their ¹H NMR and ¹³C NMR and ¹⁹F NMR spectra are provided in the Supporting Information. Unless otherwise stated, all reagents and solvents were purchased from commercial suppliers and used without further purification.

Synthesis of compound **2**

Triethylamine (1.26 g, 1.4 mL, 1.73 mmol) and tryptamine (1.0 g, 6.25 mmol) was dissolved in DCM (30 mL), 2-iodobenzoyl chloride (1.83 g, 946 μL, 6.875 mmol) was added dropwise to above solution at 0 °C. After 2 h, the mixture was concentrated under reduced pressure, and diluted with EtOAc (100 mL). The organic fraction was washed with 5% NaHCO₃ solution (50 mL), 1N HCl solution (50 mL), brine, dried over Na₂SO₄, filtered and concentrated under reduced pressure. Purification of crude product by flash column chromatography (DCM/MeOH=200:1 ~100:1) provided product **2** (2.39 g, 98%).

N-(2-(1H-indol-3-yl)ethyl)-2-iodobenzamide (2). 2.39 g (98%); Gray solid; m.p.119.7 ~122.3°C ; ¹H NMR (600 MHz, CDCl₃) δ 2.54 (t, *J* 7.72 Hz, 2 H), 3.33 (q, *J* 7.45 Hz, 2 H), 5.67 (s, 1 H), 7.00 - 7.05 (m, 1 H), 7.08 - 7.14 (m, 2 H), 7.20 (t, *J* 8.63 Hz, 1 H), 7.27 - 7.30 (m, 1 H), 7.30 - 7.34 (m, 1 H), 7.39 (d, *J* 9.26 Hz, 1 H), 7.71 (d, *J* 9.08 Hz, 1 H), 7.91 (d, *J* 9.08 Hz, 1 H), 8.34 (s, 1 H). ¹³C NMR (151 MHz, CDCl₃) δ 31.4, 44.5, 90.6, 107.1, 108.3, 113.7,

114.3, 116.7, 116.8, 121.1, 121.8, 121.9, 124.4, 129.2, 132.2, 134.3, 158.2. HRMS (ESI) m/z calcd for $C_{17}H_{15}IN_2O$ $[M+Na]^+$: 413.0116; found: 413.0121.

Synthesis of compounds **3a**, **3a'**, **3a''**, **3b**, **3d-m**, **3o-q** and **9**.

Triethylamine (830 μ L, 6 mmol) and amine (3 mmol) was dissolved in DCM (30 mL), benzoyl chloride (3.3 mmol) was added dropwise to above solution at 0 °C. After 2 h, the mixture was concentrated under reduced pressure, and diluted with EtOAc (50 mL). The organic fractions were washed with 5% $NaHCO_3$ solution (50 mL) and 1N HCl solution (50 mL). Then the organic layer was washed with brine, dried over Na_2SO_4 , filtered and concentrated to give a crude product which was used directly in the next step.

To a stirred solution of sodium hydride (180 mg, 4.5 mmol, 60%) in DMF at 0 °C, the above crude product was added. 2-chloropyrimidine (376 mg, 3.3 mmol), the reaction mixture was raised to 130 °C and stirred for 2 h. The solution was diluted with EtOAc, the organic layer was washed with H_2O , dried over Na_2SO_4 and concentrated. Purification of crude product by flash column chromatography (PE/DCM/acetone =5:1:1~2:1:1) provided the compounds **3a**, **3a'**, **3a''**, **3b**, **3d-**, **3-q** and **9**.

2-Bromo-N-(2-(1-(pyrimidin-2-yl)-1H-indol-3-yl)ethyl)benzamide (3a). 756 mg (60%); White solid; m.p.92.5~93.7 °C; 1H NMR (600 MHz, $CDCl_3$) δ 3.14 - 3.17 (m, 2 H), 3.87 (q, J 6.72 Hz, 2 H), 5.98 (br. s., 1 H), 7.00 - 7.06 (m, 2 H), 7.25 - 7.28 (m, 1 H), 7.29 - 7.34 (m, 2 H), 7.35 - 7.39 (m, 1 H), 7.66 (d, J 7.81 Hz, 1 H), 7.81 (dd, J 7.99, 0.55 Hz, 1 H), 8.21 (s, 1 H), 8.68 (d, J 4.72 Hz, 2 H), 8.80 (d, J 8.36 Hz, 1 H). ^{13}C NMR (151 MHz, $CDCl_3$) δ 26.9, 39.8, 112.6, 114.0, 116.7, 118.2, 121.7, 124.2, 127.6, 127.7, 128.8, 129.5, 130.1, 131.6, 132.2, 134.3, 137.2, 157.6, 157.7, 173.7. HRMS (ESI) m/z calcd for $C_{21}H_{17}BrN_4O$ $[M+Na]^+$: 443.0479; found: 443.0478.

2-Iodo-N-(2-(1-(pyrimidin-2-yl)-1H-indol-3-yl)ethyl)benzamide (3a'). 870 mg (62%); White solid; m.p.153.1~155.2 °C; 1H NMR (600 MHz, $CDCl_3$) δ 2.59 (t, J 7.81 Hz, 2 H), 3.42 (q, J 7.33 Hz, 2 H), 5.69 (s, 1 H), 6.97 - 7.04 (m, 2 H), 7.28 (s, 1 H), 7.30 - 7.34 (m, 1 H), 7.35 - 7.41 (m, 2 H), 7.72 (d, J 8.90 Hz, 1 H), 7.90 (d, J 9.08 Hz, 1 H), 8.36 (s, 1 H), 8.89 (d, J 5.27 Hz, 2 H), 9.02 (d, J 9.63 Hz, 1 H). ^{13}C NMR (151 MHz, $CDCl_3$) δ 31.5, 44.3, 90.5, 111.2, 111.7, 112.3, 113.8, 116.6, 118.0, 118.4, 121.9, 122.2, 124.4, 124.5, 132.3, 134.5, 147.9, 148.3, 158.1. HRMS (ESI) m/z calcd for $C_{21}H_{17}IN_4O$ $[M+Na]^+$: 491.0324; found: 491.0339.

2-Chloro-N-(2-(1-(pyrimidin-2-yl)-1H-indol-3-yl)ethyl)benzamide (3a''). 654 mg (58%); White solid; m.p. 89.7~91.5 °C; 1H NMR (600 MHz, $CDCl_3$) δ 3.06 - 3.14 (m, 2 H), 3.81 - 3.87 (m, 2 H), 6.47 (s, 1 H), 6.98 (t, J 4.77 Hz, 1 H), 7.21 - 7.27 (m, 3 H), 7.28 - 7.32 (m, 1 H), 7.35 (td, J 7.75, 1.03 Hz, 1 H), 7.56 (dd, J 7.55, 1.67 Hz, 1 H), 7.63 (d, J 7.79 Hz, 1 H), 8.15 (s, 1 H), 8.63 (d, J 4.77 Hz, 2 H), 8.78 (d, J 8.42 Hz, 1 H). ^{13}C NMR (151 MHz, $CDCl_3$) δ 30.4, 44.3, 111.2, 111.6, 112.1, 113.7, 114.1, 116.6, 117.9, 118.3, 121.3, 123.2, 124.3, 124.5, 126.4, 128.7, 130.5, 147.8, 148.2, 156.6. HRMS (ESI) m/z calcd for $C_{21}H_{17}ClN_4O$ $[M+Na]^+$: 399.0979; found: 399.0983.

3-Bromo-4-methoxy-N-(2-(1-(pyrimidin-2-yl)-1H-indol-3-yl)ethyl)benzamide (3b). 850 mg (63%); White solid; m.p.133.5~135.2 °C; 1H NMR (600 MHz, $CDCl_3$) δ 3.16 (t, J 6.72 Hz, 2 H), 3.75 (s, 3 H), 3.89 (q, J 6.72 Hz, 2 H), 6.18 (br. s., 1 H), 6.78 (dd, J 8.90, 3.09 Hz, 1 H), 7.03 - 7.06 (m, 2 H), 7.27 - 7.30 (m, 1 H) 7.35 - 7.41 (m, 2 H) 7.66 (d, J 7.63 Hz, 1 H), 8.21 (s, 1 H), 8.69, (d, J 4.72 Hz, 2 H), 8.81 (d, J 8.36 Hz, 1 H). ^{13}C NMR (151 MHz, $CDCl_3$) δ 25.1, 39.8, 55.6, 109.4, 114.5, 115.9, 116.4, 117.0, 117.9, 118.8, 122.0, 123.6, 124.0, 130.9, 134.1, 135.8, 138.4, 157.9, 158.9, 167.4. HRMS (ESI) m/z calcd for $C_{22}H_{19}BrN_4O_2$ $[M+Na]^+$: 473.0582; found: 473.0583.

2-Bromo-4-methyl-N-(2-(1-(pyrimidin-2-yl)-1H-indol-3-yl)ethyl)benzamide (3d). 833 mg (64%); White solid; m.p. 133.5~134.7 °C; 1H NMR (600 MHz, $CDCl_3$) δ 2.32 (s, 3 H), 3.15 (t, J 6.73 Hz, 2 H), 3.85 - 3.93 (m, 2 H), 6.17 (br. s., 1 H), 7.04 (t, J 4.71 Hz, 1 H), 7.11 (d, J 7.85 Hz, 1 H), 7.28 (d, J 0.90 Hz, 1 H), 7.34 - 7.39 (m, 2 H), 7.43 (d, J 7.85 Hz, 1 H), 7.66 (d, J 7.63 Hz, 1 H), 8.20 (s, 1 H), 8.70 (d, J 4.71 Hz, 2 H), 8.81 (d, J 8.30 Hz, 1 H). ^{13}C NMR (151 MHz, $CDCl_3$) δ 20.9, 25.1, 39.8, 115.9, 116.4, 117.1, 118.8, 119.1, 122.0, 123.6, 124.0, 128.2, 129.7, 130.9, 133.7, 134.7, 135.8, 141.8, 157.6, 158.1, 167.6. HRMS (ESI) m/z calcd for $C_{22}H_{19}BrN_4O$ $[M+Na]^+$: 457.0632; found: 457.0634.

2-Bromo-4-chloro-N-(2-(1-(pyrimidin-2-yl)-1H-indol-3-yl)ethyl)benzamide (3e). 750 mg (55%); White solid; m.p.153.5~155.1 °C; ¹H NMR (600 MHz, CDCl₃) δ 3.15 (t, *J* 6.72 Hz, 2 H), 3.88 (q, *J* 6.54 Hz, 2 H), 6.16 (br. s., 1 H), 7.04 (t, *J* 4.81 Hz, 1 H), 7.26 - 7.29 (m, 2 H), 7.37 (t, *J* 7.72 Hz, 1 H), 7.43 (d, *J* 8.17 Hz, 1 H), 7.54 (d, *J* 1.82 Hz, 1 H), 7.64 (d, *J* 7.81 Hz, 1 H), 8.19 (s, 1 H), 8.69 (d, *J* 4.72 Hz, 2 H), 8.81 (d, *J* 8.36 Hz, 1 H). ¹³C NMR (151 MHz, CDCl₃) δ 25.0, 39.8, 116.0, 116.5, 116.9, 118.7, 119.8, 122.1, 123.6, 124.1, 127.8, 130.6, 130.9, 133.0, 135.8, 136.2, 136.4, 157.6, 158.1, 166.6. HRMS (ESI) *m/z* calcd for C₂₁H₁₆BrClN₄O [M+Na]⁺: 477.0087; found: 477.0088.

2,4-Dibromo-N-(2-(1-(pyrimidin-2-yl)-1H-indol-3-yl)ethyl)benzamide (3f). 895 mg (60%); White solid; m.p. 160.3~162.2 °C; ¹H NMR (600 MHz, CDCl₃) δ 3.16 (t, *J* 6.72 Hz, 2 H), 3.89 (q, *J* 6.42 Hz, 2 H), 6.15 (br. s., 1 H), 7.06 (t, *J* 4.81 Hz, 1 H), 7.29 (s, 1 H), 7.36 - 7.41 (m, 2 H), 7.45 (dd, *J* 8.27, 1.73 Hz, 1 H), 7.65 (d, *J* 7.81 Hz, 1 H), 7.71 (d, *J* 1.82 Hz, 1 H), 8.20 (s, 1 H), 8.71 (d, *J* 4.72 Hz, 2 H), 8.82 (d, *J* 8.36 Hz, 1 H). ¹³C NMR (151 MHz, CDCl₃) δ 25.0, 39.8, 116.0, 116.5, 116.9, 118.7, 120.0, 122.1, 123.6, 124.1, 124.4, 130.7, 130.8, 130.9, 135.7, 135.8, 136.6, 157.6, 158.1, 166.7. HRMS (ESI) *m/z* calcd for C₂₁H₁₆Br₂N₄O [M+Na]⁺: 520.9580; found: 520.9583.

2-Bromo-4-fluoro-N-(2-(1-(pyrimidin-2-yl)-1H-indol-3-yl)ethyl)benzamide (3g). 762 mg (58%); White solid; m.p.145.5~147.1 °C; ¹H NMR (600 MHz, CDCl₃) δ 3.16 (t, *J* 6.63 Hz, 2 H), 3.89 (q, *J* 6.54 Hz, 2 H), 6.18 (br. s., 1 H), 7.02 (td, *J* 8.22, 2.45 Hz, 1 H), 7.05 (t, *J* 4.72 Hz, 1 H), 7.25 - 7.30 (m, 2 H), 7.35 - 7.41 (m, 1 H), 7.52 (dd, *J* 8.54, 5.99 Hz, 1 H), 7.66 (d, *J* 7.63 Hz, 1 H), 8.20 (s, 1 H), 8.70 (d, *J* 4.72 Hz, 2 H), 8.82 (d, *J* 8.36 Hz, 1 H). ¹³C NMR (151 MHz, CDCl₃) δ 25.0, 39.8, 114.7, 114.9, 116.0, 116.5, 116.9, 118.8, 119.9, 120.4, 122.1, 123.6, 124.1, 130.9, 131.2, 134.0, 135.8, 157.6, 158.1, 161.7, 166.7. ¹⁹F NMR (565 MHz, CDCl₃) δ -108.4 (s, 1 F). HRMS (ESI) *m/z* calcd for C₂₁H₁₆BrFN₄O [M+Na]⁺: 461.0381; found: 461.0384.

2-Bromo-4-nitro-N-(2-(1-(pyrimidin-2-yl)-1H-indol-3-yl)ethyl)benzamide (3h). 906 mg (65%); Yellow solid; m.p.184.8~186.2 °C; ¹H NMR (600 MHz, CDCl₃) δ 3.18 (t, *J* 6.45 Hz, 2 H), 3.92 (q, *J* 6.48 Hz, 2 H), 6.10 (br. s., 1 H), 7.06 (t, *J* 4.81 Hz, 1 H), 7.27 - 7.30 (m, 1 H), 7.36 - 7.40 (m, 1 H), 7.60 (d, *J* 8.36 Hz, 1 H), 7.64 (d, *J* 7.63 Hz, 1 H), 8.13 (dd, *J* 8.36, 2.18 Hz, 1 H), 8.20 (s, 1 H), 8.39 (d, *J* 2.18 Hz, 1 H), 8.70 (d, *J* 4.72 Hz, 2 H), 8.81 (d, *J* 8.36 Hz, 1 H). ¹³C NMR (151 MHz, CDCl₃) δ 24.9, 39.8, 116.1, 116.5, 116.6, 118.7, 120.0, 122.1, 122.4, 123.7, 124.2, 128.4, 130.2, 130.7, 135.8, 143.5, 148.5, 157.5, 158.2, 165.8. HRMS (ESI) *m/z* calcd for C₂₁H₁₆BrN₅O₃ [M+Na]⁺: 488.0326; found: 488.0328.

3-Bromo-N-(2-(1-(pyrimidin-2-yl)-1H-indol-3-yl)ethyl)picolinamide (3i). 670 mg (53%); White solid; m.p. 171.8~173.5 °C; ¹H NMR (600 MHz, CDCl₃) δ 3.17 (t, *J* 6.54 Hz, 2 H), 3.91 (q, *J* 6.54 Hz, 2 H), 6.24 (br. s., 1 H), 7.06 (t, *J* 4.81 Hz, 1 H), 7.27 - 7.30 (m, 1 H), 7.36 - 7.41 (m, 2 H), 7.64 (d, *J* 7.81 Hz, 1 H), 8.21 (s, 1 H), 8.52 (d, *J* 4.90 Hz, 1 H), 8.64 - 8.74 (m, 3 H), 8.81 (d, *J* 8.54 Hz, 1 H). ¹³C NMR (151 MHz, CDCl₃) δ 25.0, 39.8, 116.1, 116.5, 116.6, 117.1, 118.7, 122.1, 123.5, 123.7, 124.2, 130.7, 135.8, 144.2, 148.6, 152.7, 157.5, 158.2, 165.2. HRMS (ESI) *m/z* calcd for C₂₀H₁₆BrN₅O [M+Na]⁺: 444.0428; found: 444.0430.

2-Bromo-N-(2-(5-methoxy-1-(pyrimidin-2-yl)-1H-indol-3-yl)ethyl)benzamide (3j). 823 mg (61%); White solid; m.p.160.1~161.7 °C; ¹H NMR (600 MHz, CDCl₃) δ 3.15 (t, *J* 6.72 Hz, 2 H), 3.74 (s, 3 H), 3.88 (q, *J* 6.72 Hz, 2 H), 6.16 (br. s., 1 H), 6.77 (dd, *J* 8.90, 3.09 Hz, 1 H), 7.01 - 7.05 (m, 2 H), 7.27 (d, *J* 0.73 Hz, 1 H), 7.33 - 7.39 (m, 2 H), 7.65 (d, *J* 7.63 Hz, 1 H), 8.19 (s, 1 H), 8.68 (d, *J* 4.72 Hz, 2 H), 8.79 (d, *J* 8.36 Hz, 1 H). ¹³C NMR (151 MHz, CDCl₃) δ 24.9, 39.6, 55.4, 109.2, 114.3, 115.7, 116.2, 116.8, 117.7, 118.6, 121.8, 123.4, 123.8, 130.7, 133.9, 135.6, 138.2, 157.4, 157.9, 158.7, 167.2. HRMS (ESI) *m/z* calcd for C₂₂H₁₉Br₂N₄O₂ [M+Na]⁺: 473.0583; found: 473.0584.

2-Bromo-N-(2-(5-methyl-1-(pyrimidin-2-yl)-1H-indol-3-yl)ethyl)benzamide (3k). 781 mg (60%); White solid; m.p.179.5~181.6 °C; ¹H NMR (600 MHz, CDCl₃) δ 2.50 (s, 3 H), 3.14 (t, *J* 6.72 Hz, 2 H), 3.90 (q, *J* 6.72 Hz, 2 H), 6.16 (br. s., 1 H), 7.02 (t, *J* 4.81 Hz, 1 H), 7.19 (dd, *J* 8.45, 1.00 Hz, 1 H), 7.24 (td, *J* 7.72, 1.64 Hz, 1 H), 7.32 (td, *J* 7.49, 1.00 Hz, 1 H), 7.44 (s, 1 H), 7.50 (dd, *J* 7.63, 1.63 Hz, 1 H), 7.55 (dd, *J* 7.99, 0.73 Hz, 1 H), 8.16 (s, 1 H), 8.62 - 8.71 (m, 3 H). ¹³C NMR (151 MHz, CDCl₃) δ 22.6, 29.1, 39.9, 115.7, 116.4, 118.7, 119.2, 119.7, 121.9, 122.7,

123.8, 127.5, 129.5, 131.0, 133.3, 135.8, 138.0, 157.6, 158.1, 167.6. HRMS (ESI) m/z calcd for $C_{22}H_{19}BrN_4O$ $[M+Na]^+$: 457.0633; found: 457.0635.

2-Bromo-N-(2-(5-chloro-1-(pyrimidin-2-yl)-1H-indol-3-yl)ethyl)benzamide (3l). 776 mg (57%); White solid; m.p. 181.2~182.7 °C; 1H NMR (600 MHz, $CDCl_3$) δ 3.16 (t, J 6.72 Hz, 2 H), 3.89 (q, J 6.54 Hz, 2 H), 6.17 (br. s., 1 H), 7.05 (t, J 4.81 Hz, 1 H), 7.28 - 7.31 (m, 2 H), 7.39 (t, J 7.72 Hz, 1 H), 7.45 (d, J 8.17 Hz, 1 H), 7.56 (d, J 1.82 Hz, 1 H), 7.65 (d, J 7.81 Hz, 1 H), 8.21 (s, 1 H), 8.70 (d, J 4.72 Hz, 2 H), 8.82 (d, J 8.36 Hz, 1 H). ^{13}C NMR (151 MHz, $CDCl_3$) δ 25.2, 39.7, 101.3, 112.9, 115.7, 116.8, 117.4, 119.3, 124.1, 127.5, 129.6, 130.7, 131.1, 131.7, 133.3, 137.9, 155.6, 157.5, 158.1, 167.7. HRMS (ESI) m/z calcd for $C_{21}H_{16}BrClN_4O$ $[M+Na]^+$: 477.0085; found: 477.0088.

Methyl-N-(2-bromobenzoyl)-1-(pyrimidin-2-yl)-L-tryptophanate (3m). 788 mg (55%); Gray solid; m.p. 144.7~146.4 °C; 1H NMR (600 MHz, $CDCl_3$) δ 3.45 - 3.59 (m, 2 H), 3.78 (s, 3 H), 5.21 (dt, J 7.45, 5.63 Hz, 1 H), 6.50 (d, J 7.63 Hz, 1 H), 7.02 - 7.09 (m, 2 H), 7.24 - 7.27 (m, 1 H), 7.29 - 7.38 (m, 3 H), 7.64 (d, J 7.81 Hz, 1 H), 7.85 (d, J 7.81 Hz, 1 H), 8.21 (s, 1 H), 8.68 (d, J 4.90 Hz, 2 H), 8.80 (d, J 8.36 Hz, 1 H). ^{13}C NMR (151 MHz, $CDCl_3$) δ 27.3, 52.3, 52.9, 92.2, 113.9, 115.8, 116.1, 118.5, 121.8, 123.8, 124.3, 127.8, 128.2, 130.9, 131.0, 135.3, 139.8, 141.0, 157.3, 157.8, 168.5, 171.6. HRMS (ESI) m/z calcd for $C_{23}H_{19}BrN_4O_3$ $[M+Na]^+$: 501.0530; found: 501.0533.

4-Bromo-N-(2-(1-(pyrimidin-2-yl)-1H-indol-3-yl)ethyl)benzenesulfonamide (3o). 780 mg (57%); Colorless oil; 1H NMR (600 MHz, $CDCl_3$) δ 2.99 (t, J 7.07 Hz, 2 H), 3.34 (q, J 6.58 Hz, 2 H), 5.24 (t, J 5.72 Hz, 1 H), 7.06 (t, J 4.82 Hz, 1 H), 7.16 - 7.20 (m, 1 H), 7.32 (dd, J 7.97, 1.46 Hz, 1 H), 7.35 (d, J 7.18 Hz, 1 H), 7.38 - 7.41 (m, 2 H), 7.52 (dd, J 7.97, 1.01 Hz, 1 H), 8.08 (s, 1 H), 8.10 (dd, J 7.85, 1.57 Hz, 1 H), 8.70 (d, J 4.71 Hz, 2 H), 8.78 (d, J 8.30 Hz, 1 H). ^{13}C NMR (151 MHz, $CDCl_3$) δ 25.4, 42.8, 115.7, 116.1, 116.5, 118.4, 119.6, 122.0, 123.8, 124.1, 127.6, 130.4, 131.4, 133.5, 134.9, 135.8, 138.5, 158.1. HRMS (ESI) m/z calcd for $C_{20}H_{17}BrN_4O_2S$ $[M+Na]^+$: 479.0141; found: 479.0149.

2-Bromo-N-(3-(1-(pyrimidin-2-yl)-1H-indol-3-yl)propyl)benzamide (3p). 820 mg (63%); White solid; m.p. 133.1~135.4 °C; 1H NMR (600 MHz, $CDCl_3$) δ 2.13 (q, J 7.27 Hz, 2 H), 2.92 (t, J 7.45 Hz, 2 H), 3.60 (q, J 6.90 Hz, 2 H), 6.08 (s, 1 H), 7.02 (t, J 4.72 Hz, 1 H), 7.23 - 7.27 (m, 2 H), 7.32 (td, J 7.49, 1.00 Hz, 1 H), 7.34 - 7.37 (m, 1 H), 7.47 (dd, J 7.63, 1.63 Hz, 1 H), 7.57 (dd, J 7.99, 0.73 Hz, 1 H), 7.60 (d, J 7.63 Hz, 1 H), 8.11 (s, 1 H), 8.68 (d, J 4.72 Hz, 2 H), 8.80 (d, J 8.36 Hz, 1 H). ^{13}C NMR (151 MHz, $CDCl_3$) δ 22.6, 29.1, 39.9, 115.7, 116.4, 118.7, 119.2, 119.7, 121.9, 122.7, 123.8, 127.5, 129.5, 131.0, 131.1, 133.3, 135.8, 138.0, 157.6, 158.1, 167.6. HRMS (ESI) m/z calcd for $C_{22}H_{19}BrN_4O$ $[M+Na]^+$: 457.0632; found: 457.0635.

2-Bromo-N-((1-(pyrimidin-2-yl)-1H-indol-3-yl)methyl)benzamide (3q). 718 mg (59%); White solid; m.p. 226.5~228.1 °C; 1H NMR (600 MHz, $DMSO-d_6$) δ 4.67 (d, J 5.63 Hz, 2 H), 7.11 - 7.13 (m, 1 H), 7.18 (t, J 7.45 Hz, 1 H), 7.21 - 7.28 (m, 2 H), 7.28 - 7.35 (m, 2 H), 7.53 (d, J 7.81 Hz, 1 H), 7.70 (d, J 7.63 Hz, 1 H), 8.28 (s, 1 H), 8.63 - 8.73 (m, 4 H). ^{13}C NMR (151 MHz, $DMSO-d_6$) δ 34.2, 115.8, 116.1, 116.8, 118.9, 118.9, 121.5, 123.4, 123.7, 126.8, 128.4, 129.4, 130.1, 132.3, 135.0, 138.7, 156.8, 157.9, 167.2. HRMS (ESI) m/z calcd for $C_{20}H_{15}BrN_4O$ $[M+Na]^+$: 429.0319; found: 429.0321.

5-Bromo-N-methyl-N-(2-(1-(pyrimidin-2-yl)-1H-indol-3-yl)ethyl)benzamide (9). 690 mg (53%); Colorless oil; 1H NMR (600 MHz, $CDCl_3$) δ 2.48 (s, 3 H), 3.12 (t, J 6.72 Hz, 2 H), 3.88 (q, J 6.72 Hz, 2 H), 6.15 (s, 1 H), 7.01 (t, J 4.81 Hz, 1 H), 7.18 (dd, J 8.45, 1.00 Hz, 1 H), 7.22 (td, J 7.72, 1.64 Hz, 1 H), 7.30 (td, J 7.49, 1.00 Hz, 1 H), 7.43 (s, 1 H), 7.49 (dd, J 7.63, 1.63 Hz, 1 H), 7.53 (dd, J 7.99, 0.73 Hz, 1 H), 8.15 (s, 1 H), 8.63 - 8.69 (m, 3 H). ^{13}C NMR (151 MHz, $CDCl_3$) δ 21.4, 25.1, 39.8, 115.7, 116.1, 116.8, 118.7, 119.3, 123.6, 125.4, 127.4, 129.5, 131.0, 131.1, 131.5, 133.3, 134.0, 137.9, 157.5, 158.1, 167.6. HRMS (ESI) m/z calcd for $C_{22}H_{19}BrN_4O$ $[M+Na]^+$: 457.0634; found: 457.0635.

Synthesis of compound 3c

To a stirred solution of **3h** (500 mg, 1.07 mmol) in EtOH was added stannous chloride (1.01 g, 5.35 mmol) at 0 °C and the resulting mixture was stirred at 90 °C for 2 h. After completion, the reaction mixture was allowed to cool to rt and concentrated in vacuo. 1.0 M NaOH (20 mL) and EtOAc (30 mL) was added to the residue, and the resulting mixture was filtered through Celite. The filtrate was extracted with EtOAc and the combined organic layers were dried over Na₂SO₄ and concentrated. Purification of crude product by flash column chromatography (DCM/MeOH=100:1 ~50:1) provided the product **3c** (430 mg, 92%).

4-Amino-2-bromo-N-(2-(1-(pyrimidin-2-yl)-1H-indol-3-yl)ethyl)benzamide (3c). 430 mg (92%). White solid; m.p. 164.2~165.7 °C; ¹H NMR (600 MHz, CDCl₃) δ 2.52 (br. s., 3 H), 3.11 (t, *J* 6.73 Hz, 2 H), 3.81 (t, *J* 6.73 Hz, 2 H), 6.52 (dd, *J* 8.53, 2.69 Hz, 1 H), 6.73 (d, *J* 2.69 Hz, 1 H), 7.02 (t, *J* 4.71 Hz, 1 H), 7.19 - 7.25 (m, 2 H), 7.33 (t, *J* 7.63 Hz, 1 H), 7.62 (d, *J* 7.63 Hz, 1 H), 8.14 (s, 1 H), 8.66 (d, *J* 4.71 Hz, 2 H), 8.76 (d, *J* 8.30 Hz, 1 H). ¹³C NMR (151 MHz, CDCl₃) δ 24.8, 39.5, 106.4, 115.8, 115.9, 116.3, 117.1, 117.8, 118.7, 122.0, 123.4, 123.9, 130.9, 133.7, 135.7, 137.9, 145.8, 157.2, 158.1, 168.2. HRMS (ESI) *m/z* calcd for C₂₁H₁₈BrN₅O [M+Na]⁺ : 458.0585; found: 458.0587.

Synthesis of compound 5

To a stirred solution of sodium hydride (92 mg, 2.31 mmol, 60%) in DMF at 0 °C, *N*-(2-(1H-indol-3-yl)ethyl)-2-bromobenzamide (600 mg, 1.54 mmol) was added. After 0.5 h, 2-chloropyridine (209 mg, 1.85 mmol) was added to above solution, the reaction mixture was raised to 130 °C and stirred for 10 h. The solution was diluted with EtOAc, the organic layer was washed with H₂O, dried over Na₂SO₄ and concentrated. Purification of crude product by flash column chromatography (PE/DCM/acetone=5:1:1~ 2:1:1) provided the compound **5** (540 mg, 75%).

2-Iodo-N-(2-(1-(pyridin-2-yl)-1H-indol-3-yl)ethyl)benzamide (5). 600 mg (75%) Grayish-white solid; m.p. 89.7~91.5 °C; ¹H NMR (600 MHz, CDCl₃) δ 2.60 (t, *J* 7.72 Hz, 2 H), 3.39 (q, *J* 7.57 Hz, 2 H), 5.77 (br. s., 1 H), 6.99 - 7.04 (m, 1 H), 7.14 (dd, *J* 8.27, 5.72 Hz, 1 H), 7.21 - 7.25 (m, 1 H), 7.30 - 7.35 (m, 3 H), 7.51 (d, *J* 9.45 Hz, 1 H), 7.73 - 7.77 (m, 2 H), 7.87 - 7.92 (m, 2 H), 8.37 (d, *J* 9.45 Hz, 1 H), 8.70 - 8.75 (m, 1 H). ¹³C NMR (151 MHz, CDCl₃) δ 31.4, 44.3, 90.6, 108.9, 109.8, 111.0, 114.0, 114.6, 115.8, 117.9, 118.3, 121.9, 122.0, 123.5, 124.4, 128.4, 131.0, 132.2, 134.3, 140.2, 143.2, 158.2. HRMS (ESI) *m/z* calcd for C₂₂H₁₈IN₃O [M+Na]⁺ : 490.0387; found: 490.0386.

Synthesis of compound 7

To *N*-(2-(1H-indol-3-yl)ethyl)-2-bromobenzamide (600 mg, 1.54 mmol) in toluene (10 mL), was added *N,N'*-dimethyl-1,2-ethanediamine (DMEDA, 88 mg, 33 μL, 0.31 mmol), CuI (29 mg, 0.15 mmol), K₃PO₄ (653 mg, 3.08 mmol) and iodobenzene 377 mg, 207 μL, 1.85 mmol), the reaction mixture was stirred at 110 °C for 24 h. The solution was diluted with EtOAc and filtered through Celite. The filtrate was concentrated. Purification of crude product by flash column chromatography (PE/DCM/acetone =5:1:1~2:1:1) provided compound **7** (560 mg, 78%).

2-Iodo-N-(2-(1-phenyl-1H-indol-3-yl)ethyl)benzamide (7). 560 mg (78%); white solid; m.p. 84.3~86.2 °C; ¹H NMR (600 MHz, CDCl₃) δ 2.62 (t, *J* 7.72 Hz, 2 H), 3.40 (q, *J* 7.63 Hz, 2 H), 5.73 (br. s., 1 H), 7.02 - 7.06 (m, 1 H), 7.17 - 7.21 (m, 1 H), 7.25 (t, *J* 8.81 Hz, 1 H), 7.30 - 7.39 (m, 4 H), 7.50 - 7.58 (m, 4 H), 7.62 (d, *J* 9.45 Hz, 1 H), 7.78 (d, *J* 8.90 Hz, 1 H), 7.91 (d, *J* 9.08 Hz, 1 H). ¹³C NMR (151 MHz, CDCl₃) δ 31.4, 44.5, 90.5, 106.6, 109.3, 114.0, 114.9, 117.2, 118.4, 120.1, 120.3, 121.9, 122.0, 122.4, 123.2, 124.4, 129.0, 132.0, 132.2, 134.4, 158.2. HRMS (ESI) *m/z* calcd for C₂₃H₁₉IN₂O [M+Na]⁺ : 489.0432; found: 489.0434.

Synthesis of compounds 4a-q, 6, 10

Compound **3** (or **5**, **9**) (1.00 mmol), Pd(OAc)₂ (0.10 mmol) and magnesium oxide (3.00 mmol) in DMF (5.0 mL) was heated at 130 °C. When the starting material was consumed (16-24 h), the reaction mixture was cooled to rt and diluted with H₂O. Then, the aqueous phase was extracted with EtOAc, the organic phase was washed

with H₂O, brine, dried over Na₂SO₄ and evaporated under reduced pressure. Purification of crude product by flash column chromatography (DCM/MeOH =200:1~100:1) provided the product **4a-q**, **6**, **10**.

13-(Pyrimidin-2-yl)-6,7,8,13-tetrahydro-5H-benzo[6,7]azocino[5,4-b]indol-5-one (4a). 333 mg (98%); White solid; m.p.154.8~155.4 °C; ¹H NMR (600 MHz, CDCl₃) δ 3.01 (dt, *J* 15.34, 1.87 Hz, 1 H), 3.35 (ddd, *J* 17.01, 13.83, 5.56 Hz, 1 H), 3.52 - 3.59 (m, 1 H), 3.76 (tdd, *J* 14.42, 14.42, 10.25, 3.66 Hz, 1 H), 6.88 (d, *J* 7.31 Hz, 1 H), 6.96 (t, *J* 4.77 Hz, 1 H), 7.15 (td, *J* 7.59, 1.35 Hz, 2 H), 7.23 - 7.27 (m, 1 H), 7.30 - 7.36 (m, 2 H), 7.55 (d, *J* 7.79 Hz, 1 H), 7.59 (dd, *J* 7.71, 1.03 Hz, 1 H), 8.13 (d, *J* 8.26 Hz, 1 H), 8.54 (d, *J* 4.93 Hz, 2 H). ¹³C NMR (151 MHz, CDCl₃) δ 27.1, 40.0, 112.7, 114.3, 116.9, 118.4, 121.8, 124.3, 127.8, 127.9, 129.0, 129.7, 130.3, 131.8, 132.3, 134.5, 137.4, 157.7, 157.9, 174.1. HRMS (ESI) *m/z* calcd for C₂₁H₁₆N₄O [M+H]⁺: 341.1410; found: 341.1402.

2-Methoxy-13-(pyrimidin-2-yl)-6,7,8,13-tetrahydro-5H-benzo[6,7]azocino[5,4-b] indol-5-one (4b). 351 mg (95%); Yellow solid; m.p.243.7~245.4 °C; ¹H NMR (600 MHz, CDCl₃) δ 3.00 (dd, *J* 17.08, 2.00 Hz, 1 H), 3.33 (ddd, *J* 16.98, 13.90, 5.63 Hz, 1 H), 3.56 (ddd, *J* 10.54, 9.08, 4.54 Hz, 1 H), 3.76 - 3.83 (m, 1 H), 3.84 (s, 3 H), 6.70 (dd, *J* 8.54, 2.72 Hz, 1 H), 6.78 (d, *J* 8.72 Hz, 1 H), 6.97 (t, *J* 4.81 Hz, 1 H), 7.05 - 7.10 (m, 1 H), 7.11 (d, *J* 2.73 Hz, 1 H), 7.23 - 7.26 (m, 1 H), 7.30 (td, *J* 7.72, 1.09 Hz, 1 H), 7.53 (d, *J* 7.81 Hz, 1 H), 8.10 (d, *J* 8.17 Hz, 1 H), 8.56 (d, *J* 4.90 Hz, 2 H); ¹³C NMR (151 MHz, CDCl₃) δ 27.1, 40.1, 55.4, 111.8, 112.6, 113.5, 116.1, 116.9, 118.3, 121.7, 124.0, 124.1, 129.7, 131.7, 132.3, 135.6, 137.3, 157.8, 157.9, 159.1, 173.8. HRMS (ESI) *m/z* calcd for C₂₂H₁₈N₄O₂ [M+H]⁺: 371.1518; found: 371.1508.

2-amino-13-(pyrimidin-2-yl)-6,7,8,13-tetrahydro-5H-benzo[6,7]azocino[5,4-b] indol-5-one (4c)> 319 mg (90%); Grey solid; m.p.203.7~204.6 °C; ¹H NMR (600 MHz, DMSO-*d*₆) δ 2.87 (d, *J* 16.35 Hz, 1 H), 3.09 - 3.20 (m, 1 H), 3.35 - 3.40 (m, 1 H), 3.48 - 3.57 (m, 1 H), 5.35 (s, 2 H), 6.31 - 6.36 (m, 2 H), 6.57 (d, *J* 2.00 Hz, 1 H), 7.17 - 7.24 (m, 2 H), 7.31 (t, *J* 4.81 Hz, 1 H), 7.56 (d, *J* 7.08 Hz, 1 H), 7.78 (d, *J* 7.45 Hz, 1 H), 7.91 (dd, *J* 9.35, 4.63 Hz, 1 H), 8.73 (d, *J* 4.72 Hz, 2 H); ¹³C NMR (151 MHz, DMSO-*d*₆) δ 27.1, 39.0, 111.5, 111.8, 112.6, 114.1, 117.1, 118.2, 118.3, 121.2, 123.1, 129.3, 130.8, 133.5, 136.3, 136.3, 148.2, 157.2, 158.6, 172.4. HRMS (ESI) *m/z* calcd for C₂₁H₁₇N₅O [M+H]⁺: 356.1512; found: 356.1511.

2-methyl-13-(pyrimidin-2-yl)-6,7,8,13-tetrahydro-5H-benzo[6,7]azocino[5,4-b] indol-5-one (4d): 332 mg (94%); Yellow solid; m.p.302.9~303.8°C; ¹H NMR (600 MHz, CDCl₃) δ 2.11 (s, 3 H), 3.00 (dt, *J* 15.34, 1.87 Hz, 1 H), 3.33 (ddd, *J* 17.01, 13.83, 5.56 Hz, 1 H), 3.52 - 3.58 (m, 1 H), 3.72 - 3.83 (m, 1 H), 6.70 (s, 1 H), 6.96 (t, *J* 4.77 Hz, 1 H), 7.00 (d, *J* 5.09 Hz, 1 H), 7.13 (dd, *J* 7.79, 0.79 Hz, 1 H), 7.23 - 7.27 (m, 1 H), 7.32 (td, *J* 7.67, 1.19 Hz, 1 H), 7.48 (d, *J* 7.79 Hz, 1 H), 7.54 (d, *J* 7.79 Hz, 1 H), 8.12 (d, *J* 8.27 Hz, 1 H), 8.55 (d, *J* 4.77 Hz, 2 H); ¹³C NMR (151 MHz, CDCl₃) δ 21.0, 27.1, 40.0, 112.6, 114.2, 116.8, 118.4, 121.8, 124.2, 127.9, 128.5, 129.7, 130.9, 131.7, 131.8, 132.6, 137.4, 139.0, 157.8, 174.2. HRMS (ESI) *m/z* calcd for C₂₂H₁₈N₄O [M+H]⁺: 355.1563; found: 355.1569.

2-chloro-13-(pyrimidin-2-yl)-6,7,8,13-tetrahydro-5H-benzo[6,7]azocino[5,4-b] indol-5-one (4e): 347 mg (93%); Yellow solid; m.p.237.5~238.4 °C; ¹H NMR (600 MHz, CDCl₃) δ 3.03 (d, *J* 17.80 Hz, 1 H), 3.37 (ddd, *J* 17.12, 13.76, 5.63 Hz, 1 H), 3.59 (dt, *J* 15.12, 4.70 Hz, 1 H), 3.72 - 3.80 (m, 1 H), 6.92 (d, *J* 1.63 Hz, 1 H), 7.01 (t, *J* 4.81 Hz, 2 H), 7.28 - 7.30 (m, 1 H), 7.33 (dd, *J* 8.27, 1.91 Hz, 1 H), 7.36 (t, *J* 7.63 Hz, 1 H), 7.55 (dd, *J* 12.63, 8.08 Hz, 2 H), 8.22 (d, *J* 8.36 Hz, 1 H), 8.58 (d, *J* 4.72 Hz, 2 H); ¹³C NMR (151 MHz, CDCl₃) δ 27.1, 40.0, 113.2, 115.2, 117.0, 118.5, 122.1, 124.8, 127.9, 129.4, 129.6, 130.2, 130.9, 132.9, 133.9, 135.0, 137.6, 157.6, 157.9, 173.0. HRMS (ESI) *m/z* calcd for C₂₁H₁₅ClN₄O [M+H]⁺: 375.1023; found: 375.1013.

2-bromo-13-(pyrimidin-2-yl)-6,7,8,13-tetrahydro-5H-benzo[6,7]azocino[5,4-b] indol-5-one (4f): 384 mg (92%); Yellow solid; m.p.259.9~261.7 °C; ¹H NMR (600 MHz, CDCl₃) δ 3.03 (dd, *J* 7.08, 1.82 Hz, 1 H), 3.36 (ddd, *J* 17.08, 13.81, 5.63 Hz, 1 H), 3.59 (ddd, *J* 10.58, 9.13, 4.45 Hz, 1 H), 3.71 - 3.82 (m, 1 H), 6.96 - 7.04 (m, 2 H), 7.08 (d, *J* 1.09 Hz, 1 H), 7.28 - 7.30 (m, 1 H), 7.34 - 7.38 (m, 1 H), 7.45 - 7.50 (m, 2 H), 7.56 (d, *J* 7.81 Hz, 1 H), 8.21 (d, *J* 8.36 Hz, 1 H), 8.58 (d, *J* 4.72 Hz, 2 H); ¹³C NMR (151 MHz, CDCl₃) δ 7.1, 40.0, 113.1, 115.2, 117.1, 118.6, 122.1,

123.1, 124.8, 129.5, 129.6, 130.8, 133.1, 133.3, 134.0, 137.5, 157.6, 157.9, 173.1. HRMS (ESI) m/z calcd for $C_{21}H_{15}BrN_4O$ $[M+H]^+$: 419.0510; found: 419.0507.

2-fluoro-13-(pyrimidin-2-yl)-6,7,8,13-tetrahydro-5H-benzo[6,7]azocino[5,4-b] indol-5-one (4g): 336 mg (94%); Pale yellow solid; m.p.174.9~176.8 °C; 1H NMR (600 MHz, $CDCl_3$) δ 3.03 (dd, J 17.08, 1.63 Hz, 1 H), 3.37 (ddd, J 17.12, 13.85, 5.54 Hz, 1 H), 3.56 - 3.63 (m, 1 H), 3.71 - 3.82 (m, 1 H), 6.63 (dd, J 9.63, 2.54 Hz, 1 H), 7.01 (t, J 4.81 Hz, 1 H), 7.06 (td, J 8.36, 2.54 Hz, 1 H), 7.10 (d, J 6.90 Hz, 1 H), 7.28 - 7.31 (m, 1 H), 7.34 - 7.38 (m, 1 H), 7.57 (d, J 7.63 Hz, 1 H), 7.59 (dd, J 8.54, 5.81 Hz, 1 H), 8.20 (d, J 8.36 Hz, 1 H), 8.58 (d, J 4.90 Hz, 2 H); ^{13}C NMR (151 MHz, $CDCl_3$) δ 27.1, 40.0, 113.0, 114.8, 115.0, 115.1, 117.2, 118.6, 122.1, 124.8, 129.5, 130.1, 130.8, 131.0, 134.4, 137.5, 157.6, 158.0, 162.0, 163.6, 173.2; ^{19}F NMR (565 MHz, $CDCl_3$) δ -111.8. HRMS (ESI) m/z calcd for $C_{21}H_{15}FN_4O$ $[M+H]^+$: 359.1313; found: 359.1308.

2-nitro-13-(pyrimidin-2-yl)-6,7,8,13-tetrahydro-5H-benzo[6,7]azocino[5,4-b] indol-5-one (4h): 335 mg (87%); Yellow solid; m.p.174.9~176.8 °C; 1H NMR (600 MHz, $DMSO-d_6$) δ 2.97 (d, J 17.08 Hz, 1 H), 3.23 - 3.31 (m, 1 H), 3.40 - 3.50 (m, 2 H), 7.25 - 7.33 (m, 2 H), 7.37 (t, J 7.63 Hz, 1 H), 7.53 (d, J 2.18 Hz, 1 H), 7.70 (t, J 8.90 Hz, 2 H), 8.09 (d, J 8.36 Hz, 1 H), 8.20 (dd, J 8.54, 2.18 Hz, 1 H), 8.43 (dd, J 8.72, 5.27 Hz, 1 H), 8.69 (d, J 4.72 Hz, 2 H); ^{13}C NMR (151 MHz, $DMSO-d_6$) δ 30.8, 34.0, 112.8, 115.7, 118.3, 119.1, 122.1, 122.5, 124.7, 124.8, 129.0, 129.6, 129.7, 132.3, 136.8, 141.3, 147.1, 156.5, 158.7, 170.0. HRMS (ESI) m/z calcd for $C_{21}H_{15}N_5O_3$ $[M+H]^+$: 386.1260; found: 386.1253.

13-(Pyrimidin-2-yl)-6,7,8,13-tetrahydro-5H-pyrido[3',2':6,7]azocino[5,4-b]indol-5-one (4i). 314 mg (92%); Grey solid; m.p. 278.5~280.5 °C; 1H NMR (600 MHz, $CDCl_3$) δ 3.05 (dt, J 15.71, 1.32 Hz, 1 H), 3.39 (ddd, J 17.21, 13.76, 5.54 Hz, 1 H), 3.57 - 3.63 (m, 1 H), 3.66 - 3.74 (m, 1 H), 6.98 (t, J 4.81 Hz, 1 H), 7.27 - 7.30 (m, 1 H), 7.35 - 7.42 (m, 2 H), 7.48 (d, J 5.09 Hz, 1 H), 7.56 (d, J 7.81 Hz, 1 H), 8.17 (s, 1 H), 8.26 (d, J 8.36 Hz, 1 H), 8.53 (d, J 4.72 Hz, 2 H), 8.56 (d, J 5.09 Hz, 1 H); ^{13}C NMR (151 MHz, $CDCl_3$) δ 27.1, 39.9, 113.4, 116.1, 117.1, 118.5, 121.6, 122.2, 125.0, 127.5, 128.7, 129.6, 137.4, 141.0, 148.5, 150.9, 157.5, 158.0, 171.8. HRMS (ESI) m/z calcd for $C_{20}H_{15}N_5O$ $[M+H]^+$: 342.1368; found: 342.1372.

10-Methoxy-13-(pyrimidin-2-yl)-6,7,8,13-tetrahydro-5H-benzo[6,7]azocino[5,4-b] indol-5-one (4j). 351 mg (95%); White solid; m.p. 154.7~156.4 °C; 1H NMR (600 MHz, $CDCl_3$) δ 2.98 (dd, J 17.08, 2.00 Hz, 1 H), 3.29 (ddd, J 17.03, 13.85, 5.63 Hz, 1 H), 3.56 (ddd, J 10.54, 9.08, 4.54 Hz, 1 H), 3.72 - 3.81 (m, 1 H), 3.89 (s, 3 H), 6.89 (d, J 7.45 Hz, 2 H), 6.93 (t, J 4.81 Hz, 1 H), 6.94 - 6.99 (m, 2 H), 7.16 (td, J 7.58, 1.18 Hz, 1 H), 7.34 (td, J 7.54, 0.91 Hz, 1 H), 7.55 - 7.61 (m, 1 H), 8.09 (d, J 8.72 Hz, 1 H), 8.51 (d, J 4.90 Hz, 2 H); ^{13}C NMR (151 MHz, $CDCl_3$) δ 27.2, 40.0, 55.8, 100.8, 113.4, 113.9, 114.1, 116.7, 127.8, 127.9, 129.0, 130.3, 130.4, 132.0, 132.4, 133.0, 134.4, 155.6, 157.7, 157.8, 174.0. HRMS (ESI) m/z calcd for $C_{22}H_{18}N_4O_2$ $[M+H]^+$: 371.1514; found 371.1508.

10-Methyl-13-(pyrimidin-2-yl)-6,7,8,13-tetrahydro-5H-benzo[6,7]azocino[5,4-b] indol-5-one (4k). 315 mg (89%); Yellow solid; m.p.177.7~179.4 °C; 1H NMR (600 MHz, $CDCl_3$) δ 1.99 (s, 3 H), 2.84 - 2.90 (m, 1 H), 3.17 - 3.25 (m, 1 H), 3.39 - 3.45 (m, 1 H), 3.57 - 3.68 (m, 1 H), 6.55 (d, J 10.35 Hz, 1 H), 6.88 (dt, J 7.36, 4.77 Hz, 1 H), 6.99 (s, 1 H), 6.99 - 7.03 (m, 1 H), 7.10 - 7.15 (m, 1 H), 7.16 - 7.21 (m, 1 H), 7.31 - 7.35 (m, 1 H), 7.41 - 7.45 (m, 1 H), 7.87 - 8.03 (m, 1 H), 8.43 (dd, J 9.26, 4.72 Hz, 2 H); ^{13}C NMR (151 MHz, $CDCl_3$) δ 24.3, 29.5, 45.2, 115.3, 116.6, 117.8, 120.2, 121.6, 123.7, 124.6, 127.6, 128.2, 128.7, 131.7, 132.1, 133.2, 136.2, 138.3, 157.4, 157.5, 172.4. HRMS (ESI) m/z calcd for $C_{22}H_{18}N_4O$ $[M+H]^+$: 355.1568; found 355.1559.

10-Chloro-13-(pyrimidin-2-yl)-6,7,8,13-tetrahydro-5H-benzo[6,7]azocino[5,4-b] indol-5-one (4l). 347 mg (93%); White solid; m.p.258.1~260.7 °C; 1H NMR (600 MHz, $CDCl_3$) δ 2.96 (dd, J 17.08, 2.00 Hz, 1 H), 3.26 (ddd, J 17.08, 13.81, 5.63 Hz, 1 H), 3.55 (ddd, J 10.63, 9.08, 4.63 Hz, 1 H), 3.73 (tdd, J 14.40, 14.40, 10.17, 3.72 Hz, 1 H), 6.86 (d, J 7.63 Hz, 1 H), 6.98 (t, J 4.81 Hz, 1 H), 7.08 (d, J 4.72 Hz, 1 H), 7.16 (td, J 7.63, 1.09 Hz, 1 H), 7.25 (dd, J 8.72, 2.00 Hz, 1 H), 7.36 (td, J 7.54, 0.91 Hz, 1 H), 7.49 (d, J 1.82 Hz, 1 H), 7.55 - 7.61 (m, 1 H), 8.06 (d, J 8.90 Hz, 1 H), 8.53 (d, J 4.90 Hz, 2 H); ^{13}C NMR (151 MHz, $CDCl_3$) δ 27.0, 39.9, 113.6, 114.0, 117.2, 118.0, 124.4,

127.4, 128.0, 128.1, 129.0, 130.2, 130.9, 131.3, 133.7, 134.5, 135.7, 157.5, 158.0, 173.9. HRMS (ESI) m/z calcd for $C_{21}H_{15}ClN_4O$ $[M+H]^+$: 375.1019; found 375.1013.

(S)-5-Oxo-13-(pyrimidin-2-yl)-6,7,8,13-tetrahydro-5H-benzo[6,7]azocino[5,4-b] indole-7-carboxylic acid (4m). 307 mg (80%); $[\alpha]_D = -24$ (0.01g/mL, MeOH); Brown solid; m.p. 213.4~215.8 °C; 1H NMR (600 MHz, DMSO- d_6) δ 3.26 - 3.37 (m, 2 H), 4.43 (ddd, J 12.13, 9.95, 4.63 Hz, 1 H), 6.77 (d, J 7.63 Hz, 1 H), 7.20 (td, J 7.63, 1.09 Hz, 1 H), 7.24 - 7.28 (m, 1 H), 7.28 - 7.33 (m, 2 H), 7.37 (t, J 7.27 Hz, 1 H), 7.45 (d, J 7.27 Hz, 1 H), 7.66 (d, J 7.81 Hz, 1 H), 7.95 (d, J 8.17 Hz, 1 H), 8.13 (d, J 11.63 Hz, 1 H), 8.68 (d, J 4.90 Hz, 2 H), 13.13 (s, 1 H); ^{13}C NMR (151 MHz, DMSO- d_6) δ 30.0, 53.8, 112.8, 113.9, 118.8, 119.2, 122.2, 124.6, 128.3, 128.4, 129.3, 129.4, 130.6, 131.0, 132.5, 135.5, 137.0, 156.9, 159.1, 171.1, 172.3. HRMS (ESI) m/z calcd for $C_{22}H_{16}N_4O_3$ $[M+H]^+$: 385.1303; found 385.1301.

Methyl-(S)-5-oxo-13-(pyrimidin-2-yl)-6,7,8,13-tetrahydro-5H-benzo [6,7] azocino [5,4-b] indole-7-carboxylate (4n). 298.5 mg (75%); $[\alpha]_D = -17$ (0.01g/mL, MeOH); White solid; m.p. 268.2 ~269.7 °C; 1H NMR (600 MHz, $CDCl_3$) δ 3.29 - 3.46 (m, 2 H), 3.84 (s, 3 H), 4.73 (ddd, J 13.12, 9.31, 4.27 Hz, 1 H), 6.57 (d, J 9.63 Hz, 1 H), 6.92 (d, J 7.63 Hz, 1 H), 6.97 (t, J 4.81 Hz, 1 H), 7.19 (td, J 7.63, 1.27 Hz, 1 H), 7.26 - 7.29 (m, 1 H), 7.35 (qd, J 7.78, 1.00 Hz, 2 H), 7.54 (d, J 7.81 Hz, 1 H), 7.62 (dd, J 7.72, 1.00 Hz, 1 H), 8.16 (d, J 8.18 Hz, 1 H), 8.53 (d, J 4.90 Hz, 2 H); ^{13}C NMR (151 MHz, $CDCl_3$) δ 30.9, 52.9, 53.8, 112.9, 113.2, 117.1, 118.2, 122.1, 124.6, 128.0, 128.1, 129.1, 129.5, 130.4, 131.6, 132.2, 134.3, 137.2, 157.6, 157.9, 171.5, 171.7. HRMS (ESI) m/z calcd for $C_{23}H_{18}N_4O_3$ $[M+H]^+$: 399.1454; found 399.1457.

13-(Pyrimidin-2-yl)-6,7,8,13-tetrahydrobenzo[7,8][1,2]thiazocino[6,5-b]indole 5,5-dioxide (4o). 207 mg (55%); White solid; m.p. 167.2~170.8 °C; 1H NMR (600 MHz, $CDCl_3$) δ 2.06 (dd, J 14.53, 10.90 Hz, 1 H), 3.03 (ddd, J 14.03, 10.49, 8.36 Hz, 1 H), 3.30 (dd, J 14.90, 5.81 Hz, 1 H), 3.42 - 3.48 (m, 1 H), 7.10 (d, J 7.08 Hz, 1 H), 7.25 - 7.30 (m, 2 H), 7.32 - 7.37 (m, 1 H), 7.41 (td, J 7.45, 1.09 Hz, 1 H), 7.54 - 7.59 (m, 2 H), 7.70 (d, J 7.63 Hz, 1 H), 8.08 - 8.13 (m, 1 H), 8.31 (d, J 8.36 Hz, 1 H), 8.68 (d, J 4.72 Hz, 2 H); ^{13}C NMR (151 MHz, $CDCl_3$) δ 25.0, 42.1, 113.8, 117.8, 118.4, 118.5, 121.8, 123.9, 128.0, 128.3, 128.4, 130.0, 130.5, 131.5, 134.4, 136.3, 142.4, 156.8, 158.4. HRMS (ESI) m/z calcd for $C_{20}H_{16}N_4O_2S$ $[M+H]^+$: 377.1079 found 377.1072.

14-(Pyrimidin-2-yl)-7,8,9,14-tetrahydrobenzo[3,4]azonino[5,6-b]indol-5(6H)-one (4p). 220 mg (62%); Yellow solid; m.p. 245.3~247.3 °C; 1H NMR (600 MHz, $CDCl_3$) δ 1.75 (t, J 4.37 Hz, 2 H), 2.30 - 2.40 (m, 1 H), 3.06 - 3.18 (m, 2 H), 3.32 (d, J 13.35 Hz, 1 H), 5.76 (dd, J 9.85, 4.13 Hz, 1 H), 6.92 (t, J 4.77 Hz, 1 H), 7.28 - 7.30 (m, 1 H), 7.33 (dd, J 7.47, 1.27 Hz, 1 H), 7.35 (td, J 7.75, 1.19 Hz, 1 H), 7.41 - 7.48 (m, 2 H), 7.52 (dd, J 7.31, 1.11 Hz, 1 H), 7.59 (d, J 7.63 Hz, 1 H), 8.45 (d, J 8.26 Hz, 1 H), 8.48 (d, J 4.77 Hz, 2 H); ^{13}C NMR (151 MHz, $CDCl_3$) δ 24.3, 29.5, 45.2, 115.3, 116.6, 117.8, 120.2, 121.6, 123.7, 124.6, 127.5, 128.2, 128.7, 131.7, 132.1, 133.2, 136.2, 138.3, 157.4, 157.5, 172.4. HRMS (ESI) m/z calcd for $C_{22}H_{18}N_4O$ $[M+H]^+$: 355.1567 found 355.1559.

13-(Pyridin-2-yl)-6,7,8,13-tetrahydro-5H-benzo[6,7]azocino[5,4-b]indol-5-one (6). 156 mg (46%); Yellow solid; m.p. 218.2~220.7 °C; 1H NMR (600 MHz, $CDCl_3$) δ 3.04 (dd, J 16.89, 2.18 Hz, 1 H), 3.38 (ddd, J 16.76, 13.94, 5.63 Hz, 1 H), 3.57 (ddd, J 10.45, 8.99, 4.54 Hz, 1 H), 3.72 - 3.80 (m, 1 H), 6.48 (d, J 7.99 Hz, 1 H), 6.90 (d, J 7.45 Hz, 1 H), 7.10 (ddd, J 7.31, 4.95, 0.82 Hz, 1 H), 7.15 (td, J 7.63, 1.27 Hz, 1 H), 7.21 - 7.29 (m, 3 H), 7.34 (td, J 7.58, 1.00 Hz, 1 H), 7.42 (td, J 7.77, 1.91 Hz, 1 H), 7.55 - 7.59 (m, 2 H), 7.74 (d, J 8.17 Hz, 1 H), 8.59 - 8.62 (m, 1 H); ^{13}C NMR (151 MHz, $CDCl_3$) δ 27.0, 40.2, 111.7, 112.4, 118.4, 121.1, 121.1, 122.1, 123.9, 127.8, 128.4, 128.9, 129.3, 130.1, 131.6, 131.7, 135.3, 137.7, 137.8, 148.7, 151.6, 174.0. HRMS (ESI) m/z calcd for $C_{22}H_{17}N_3O$ $[M+H]^+$: 340.1457 found 340.1450.

6-Methyl-13-(pyrimidin-2-yl)-6,7,8,13-tetrahydro-5H-benzo[6,7]azocino[5,4-b] indol-5-one (10). 124 mg (35%); Yellow solid; m.p. 235.3~237.3 °C; 1H NMR (600 MHz, $CDCl_3$) δ 2.48 (s, 3 H), 2.95 - 3.00 (m, 1 H), 3.31 (ddd, J 17.03, 13.85, 5.63 Hz, 1 H), 3.54 (ddd, J 10.58, 8.95, 4.45 Hz, 1 H), 3.76 (tdd, J 14.42, 14.42, 10.22, 3.63 Hz, 1 H), 6.89 (d, J 7.81 Hz, 1 H), 6.92 (t, J 4.81 Hz, 2 H), 7.12 - 7.17 (m, 2 H), 7.30 - 7.35 (m, 2 H), 7.58 (dd, J

7.63, 0.73 Hz, 1 H), 8.04 (d, *J* 8.36 Hz, 1 H), 8.51 (d, *J* 4.90 Hz, 2 H); ¹³C NMR (151 MHz, CDCl₃) δ 21.4, 27.1, 40.0, 112.6, 114.0, 116.7, 118.2, 125.8, 127.6, 127.8, 128.9, 129.9, 130.3, 131.2, 132.1, 132.4, 134.5, 135.8, 157.8, 157.8, 174.0. HRMS (ESI) *m/z* calcd for C₂₂H₁₈N₄O [M+H]⁺: 355.1467 found 355.1458.

Synthesis of compound 1

Compound **4a** (340 mg, 1.00 mmol) and sodium ethoxide (272 mg, 4.0 mmol) were added to DMSO (10 mL). The mixture was heated at 110 °C with stirring until compound **4a** has been consumed (3 h). The reaction mixture was cooled to rt and diluted with H₂O. The aqueous phase was extracted with EtOAc. Then, the combined organic phase was washed with H₂O, brine, dried over Na₂SO₄ and evaporated under reduced pressure. Purification of crude product by flash column chromatography provided the product **1** (251 mg, 96%).

6,7,8,13-tetrahydro-5H-benzo[6,7]azocino[5,4-b]indol-5-one (1). 251 mg (96%); White solid; m.p. 282.6 ~ 285.3 °C; ¹H NMR (600 MHz, DMSO-*d*₆) δ 2.80 - 2.93 (m, 1 H), 3.15 - 3.27 (m, 1 H), 3.38 - 3.49 (m, 1 H), 3.59 - 3.72 (m, 1 H), 7.00 (dd, *J* 7.72, 7.18 Hz, 1 H), 7.05 - 7.11 (m, 1 H), 7.19 - 7.26 (m, 1 H), 7.30 (d, *J* 7.99 Hz, 1 H), 7.36 (td, *J* 7.18, 1.82 Hz, 1 H), 7.38 - 7.47 (m, 4 H), 10.09 (s, 1 H); ¹³C NMR (151 MHz, DMSO-*d*₆) δ 26.8, 39.6, 107.5, 110.5, 117.6, 118.4, 121.5, 127.4, 127.7, 128.3, 129.0, 129.2, 130.8, 131.3, 134.3, 135.9, 172.5. HRMS (ESI) *m/z* calcd for C₁₇H₁₄N₂O [M+H]⁺: 263.1190 found 263.1184

Acknowledgements

Supported by the Guizhou Provincial Basic Research Program(No.QKHJC[2020]1Y033) ,Guizhou Provincial Key Technology R&D Program(No. QKHZC[2022]YB192) and QKHZYD[2022]4015.

Supplementary Material

Copies of ¹H and ¹³C NMR spectra of compounds **2**, **3 a-r**, **9**, **5**, **7**, **4 a-q**, **6**, **10** and **1** are given in the Supplementary Material file associated with this manuscript.

References

- Schmidt A. W. ; Reddy K. R. ; Knölker H.-J. *Chem. Rev.* **2012**, *112*, 3193.
<https://doi.org/10.1002/chin.201233269>
- Tsutsumi L. S.; Gündisch D. ; Sun D. Q. *Curr. Top. in Med. Chem.* **2016**, *16*, 1290.
<https://doi.org/10.2174/1568026615666150915112647>
- Zhang, H.; Qiu, S.; Tamez, P.; Tan, G. T.; Aydogmus, Z.; Hung, N. V.; Cuong, N. M.; Angerhofer, C.; Soejarto, D. D.; Pezzuto, J. M.; Fong, H. H. S. *Pharm. Biol.* **2002**, *40*, 221-224.
<https://doi.org/10.1076/phbi.40.3.221.5832>
- Putey, A.; Popowycz, F.; Do, Q.-T.; Bernard, P.; Talapatra, S. K.; Kozielski, F.; Galmarini, C. M.; Joseph, B. *J. Med. Chem.* **2009**, *52*, 5916 -5925
<https://doi.org/10.1021/jm900476c>
- Clarke, A. K.; Unsworth, W. P. *Chem. Sci.* **2020**, *11*, 2876-2881.
<https://doi.org/10.1039/D0SC00568A>

6. Yao, T.; Li, J.; Jiang, C. M.; Zhao, C. G. *Chem Catal.* **2022**, *2*, 2929-2964.
<https://doi.org/10.1016/J.cheecat.2022.07.021>
7. Qiao, J. H.; Zhao, W. X.; Liang, Y.; Yao, Z. J.; Wang, S. Z. *Chem. Eur. J.* **2021**, *27*, 6308-6314.
<https://doi.org/10.1002/chem.202005369>
8. Qiao, J. H.; Chang, W. J.; Zhao, W. X.; Liang, Y.; Wang, S. Z. *Org. Lett.* **2021**, *23*, 6664-6668.
<https://doi.org/10.1021/acs.orglett.1c02232>
9. Avila-Zarraga, J. G.; Lujan-Montelongo, A.; Covarrubias-Zuniga, A.; Romero-Ortega M. *Tetrahedron Lett.* **2006**, *47*, 7987-7989.
<https://doi.org/10.1016/J.tetlet.2006.08.118>
10. Ackermann, L.; Lygin, A. V. *Org. Lett.* **2011**, *13*, 3332-3335.
<https://doi.org/10.1021/ol2010648>
11. Sollert, C.; Devaraj, K.; Orthaber, A.; Gates, P. J.; Pilarski, L. T. *Chem. Eur. J.* **2015**, *21*, 1-8.
<https://doi.org/10.1002/chem.201405931>
12. Wang, L.; Qu, X.; Li, Z.; Peng, W. M. *Tetrahedron Lett.* **2015**, *56*, 3754-3757.
<https://doi.org/10.1016/J.tetlet.2015.04.015>
13. Zhu, X. J.; Su, J. H.; Du, C.; Wang, Z. L.; Ren, C. J.; Niu, J. L.; Song, M. P. *Org. Lett.* **2017**, *19*, 596-599.
<https://doi.org/10.1021/acs.orglett.6b03746>
14. Lu, M. Z.; Lu, P.; Xu, Y. H.; Loh, T. P. *Org. Lett.* **2014**, *16*, 2614-2617.
<https://doi.org/10.1021/ol500754h>
15. Nareddy, P.; Jordan, F.; Szostak, M. *Org. Lett.* **2018**, *20*, 341-344.
<https://doi.org/10.1021/acs.orglett.7b03567>
16. Lu, M. Z.; Ding, X.; Shao, C. D.; Hu, Z. S.; Luo, H. Q.; Zhi, S. J.; Hu, H. Y.; Kan, Y. H.; Loh, T. P. *Org. Lett.* **2020**, *22*, 2663-2668.
<https://doi.org/10.1021/acs.orglett.0c00631>
17. Zhang, L. J.; Xue, X.; Xu, C. H.; Pan, Y. X.; Zhang, G.; Xu, L. J.; Li, H. R.; Shi, Z. J. *ChemCatChem* **2014**, *6*, 3069-3074.
<https://doi.org/10.1002/chin.201226079>
18. Xu, S. G.; Huang, X. M.; Hong, X. H.; Xu, B. *Org. Lett.* **2012**, *14*, 4614-4617.
<https://doi.org/10.1002/chin.201251045>
19. Li, C. P.; Zhu, W.; Shu, J.; Wu, X. M.; Liu, H. *Eur. J. Org. Chem.* **2015**, 3743-3750.
<https://doi.org/10.1002/ejoc.201500304>

This paper is an open access article distributed under the terms of the Creative Commons Attribution (CC BY) license (<http://creativecommons.org/licenses/by/4.0/>)