

Catalyst-free rapid conversion of arylboronic acids to phenols under green condition

Zhenhua Dong,^{*} Hongguo Pan, and Mengmeng Liu

College of Chemistry and Chemical Engineering, Henan University of Technology, Lianhua Street 100,
Zhengzhou 450001, China
Email: zhdong@haut.edu.cn

Received mm-dd-yyyy

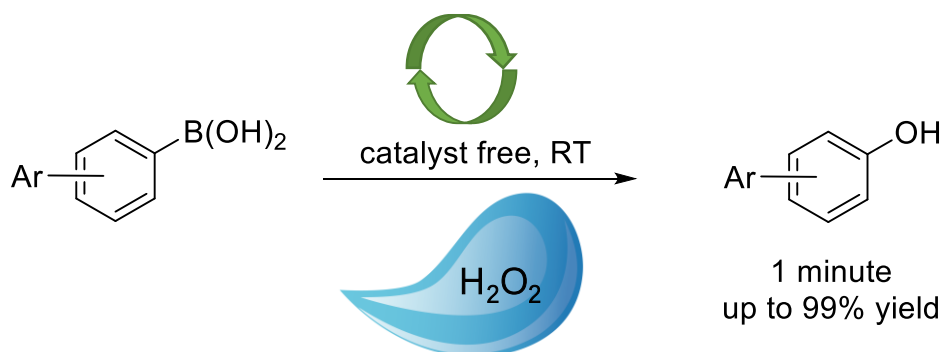
Accepted Manuscript mm-dd-yyyy

Published on line mm-dd-yyyy

Dates to be inserted by editorial office

Abstract

A catalyst-free and solvent-free method for the oxidative hydroxylation of aryl boronic acids to corresponding phenols with hydrogen peroxide as the oxidizing agent was developed. The reactions could be performed under green condition at room temperature within very short reaction time. 99% yield of phenol could be achieved in only 1 min. A series of different arenes substituted aryl boronic acids were further carried out in the hydroxylation reaction with excellent yield. It was worth nothing that the reaction could completed within 1 min in all cases in the presence of ethanol as co-solvent.



Keywords: Arylboronic acid; phenol; oxidation; catalyst-free; hydrogen peroxide

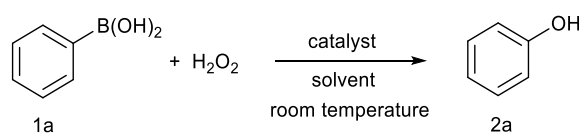
Introduction

In the synthetic organic chemicals industry, especially in pharmaceuticals, agrochemicals and natural antioxidants, phenol and its derivatives are important building blocks and intermediates.¹⁻⁴ Due to its important applications, a large number of methods have been developed for the synthesis of phenol and its derivatives, for example, the hydroxylation of aryl halides, non-oxidative electrophilic substitution, hydrolysis of diazonium salts, deprotection of phenol precursors, conversion of diazoarenes, addition of benzyne.⁵⁻⁷ However, these methods generally require harsh reaction conditions and exhibit limited substrate scope. Among existing reports, the direct oxidative hydroxylation of aryl boronic acids is one of the most important method which represents a convenient, regioselective and atom-economical process.⁸⁻¹³ The oxidative hydroxylation of aryl boronic acids have been widely reported and applied to afford phenols. A variety of oxidants have been applied, such as O₂,^{9,13} NaBO₃,¹⁴ H₂O₂,⁸ PhI(OAc)₂,¹⁵ etc... In order to facilitate the oxidation process, diverse conditions were also developed such as metal-catalyst,¹⁶ organo-catalyst,¹⁷ photocatalyst,¹³ catalyst-free or solvent-free^{1,4} etc... In view of sustainable and green chemistry, it was environmentally important to reduce the waste and pollution in the oxidative hydroxylation reactions by using green oxidant and solvent. Recently, several environmentally friendly methods have been reported to avoid the use of potentially toxic metal-catalysts.¹⁸⁻¹⁹ However, in most cases, longer reaction times and complex reaction systems were necessary. Herein, we report a catalyst-free condition for the transformation of aryl boronic acids to substituted phenols by using H₂O₂ as oxidant and solvent. H₂O₂ can be seen as a green reaction medium. In the previous reports, the oxidation employing H₂O₂ in the absence of catalyst is a very slow process.^{12,20} However, the transformation of aryl boronic acids to phenols was very fast in this work. Excellent yields could be obtained in one minute for most substrates.

Results and Discussion

Initially, we wished to expand new catalytic applications for Ag nanoparticle which was synthesized in our lab previously. With this in mind, we used the hydroxylation of phenylboronic acid (**1a**) to the phenol (**2a**) as model reaction catalyzed by the Ag nanoparticle in order to optimize reaction conditions. The phenylboronic acid was transformed completely by using 20mg Ag catalyst and 0.2 mL H₂O₂ as oxidant in water (Entry 1, Table 1). Next, we attempted to reduce the catalyst loading. Surprisingly, the oxidative hydroxylation of **1a** also afforded the corresponding product **2a** in almost quantitative yield using 0.4 mL H₂O₂ (13 equiv. in this case) (Entry 2, Table 1). Compared with previous report, just 85% yield was achieved by using 3 equiv. H₂O₂ as oxidant in 10 mL water.¹² It was obvious that the reaction speed could be increased along with the concentration increases of H₂O₂ (Entry 3, Table 1). Furthermore, the reaction occurred very rapidly (complete in 1 min) with 99% yield when 1.6 mL H₂O₂ was used as sole solvent and oxidant (Entry 4, Table 1). The pure product was easy to isolate without chromatography.

Table 1. Oxidation of arylboronic acids ^a

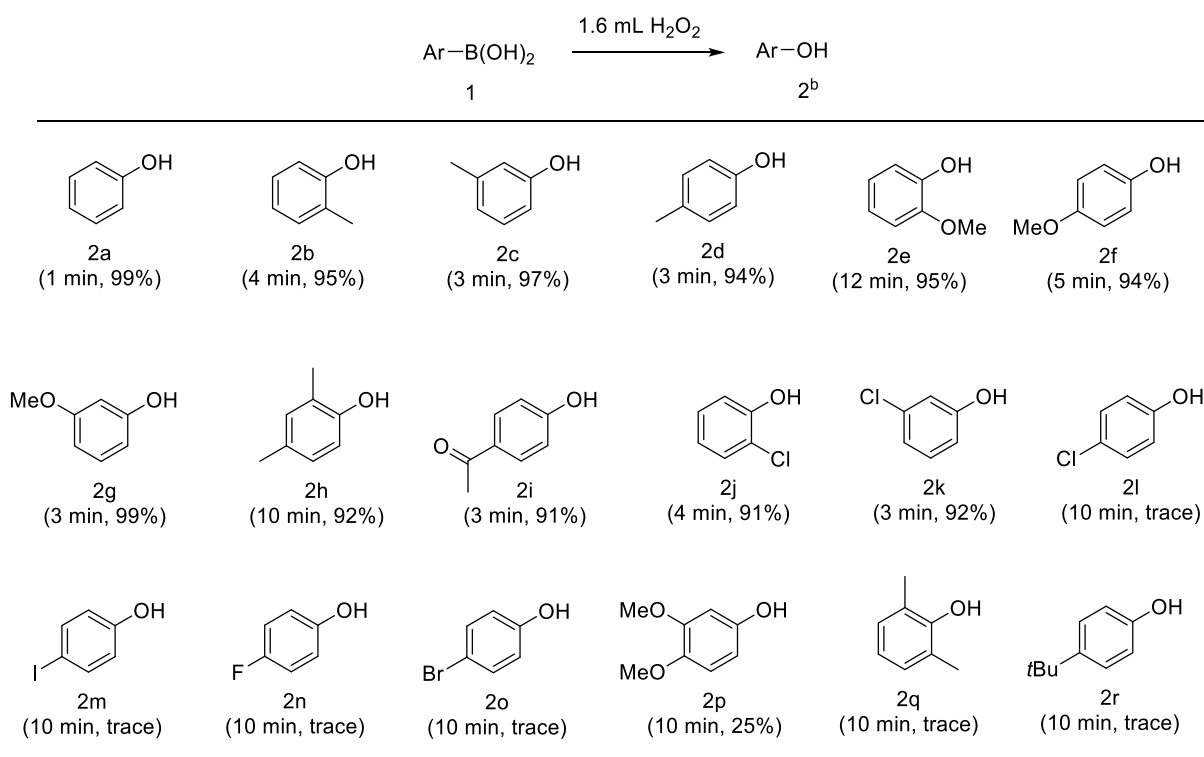


Entry	Catalyst	Oxidant	Solvent	Time	Yield ^b
1	Ag NPs	0.4 mL	1.2 mL	5 min	99%
2	-	0.4 mL	1.2 mL	5 min	99%
3	-	0.8	0.8	3min	99%
4	-	1.6 mL	-	1 min	99%

^a Reaction conditions: phenylboronic acid (1 mmol), H₂O₂, water and catalyst at room temperature. ^b Isolated yield.

A series of different substituted aryl boronic acids was subjected to the oxidative process under the optimized conditions, and the results are summarized in Table 2. Both the electron-withdrawing (**2b-2h**, table 2) and electron-rich (**2i-2k**, table 2) aryl boronic acids afforded the corresponding product in excellent yield in 3-12 minutes. The results demonstrates that the electronic nature of the substrates had no obvious influence on the yield. However, no products were detected when the arylboronic acids with para-substituents (**2l-2r**, table 2) and di-ortho substituents (**2p**, **2q**, table 2). The relatively low yields could be reasonably attributed to the substrates which was difficult to dissolve in H₂O₂ as sole solvent.

Table 2. Catalyst and solvent free hydroxylation of boronic acids ^a



^a Reaction conditions: phenylboronic acid (1 mmol), H₂O₂ (1.6 mL, 53 equiv.) at room temperature. ^b Isolated yield.

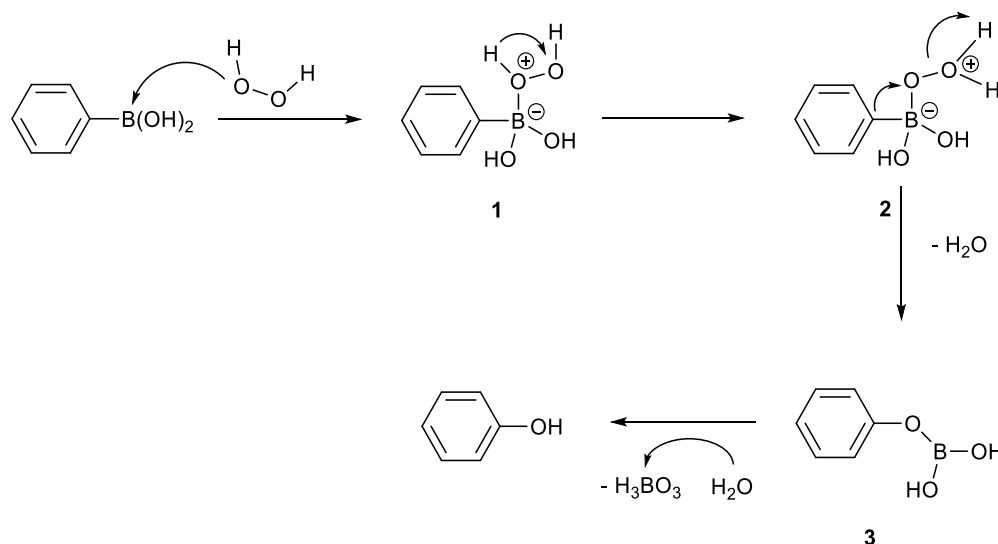
In order to prove our assumption, various solvents which could co-solve with water such as MeOH, EtOH, acetone were added to the hydroxylation of boronic acids. Excellent yields could then be achieved in many cases. To our delight, when EtOH was employed as the co-solvent, a quantitative yield could be obtained in one minute. In view of the environmentally friendly features of EtOH. Hence, the scope of the substrates was further tested with EtOH as co-solvent. Surprisingly, phenyl boronic acids with electron-rich and electron-withdrawing groups were converted into the corresponding product in quantitative yields, and it is worth noting that the reaction occurs very rapidly (1 min in all cases).

Table 3. Catalyst-free hydroxylation of boronic acids in EtOH ^a

$\text{Ar-B(OH)}_2 \xrightarrow[1 \text{ mL EtOH}]{1.6 \text{ mL H}_2\text{O}_2} \text{Ar-OH}$ <div style="display: flex; justify-content: space-around; width: 100%;"> 1 2^b </div>					
2a (99%)	2b (97%)	2c (98%)	2d (99%)	2e (97%)	2f (96%)
2g (99%)	2h (99%)	2i (99%)	2j (99%)	2k (99%)	2l (99%)
2m (99%)	2n (98%)	2o (98%)	2p (92%)	2q (95%)	2r (94%)

^a Reaction conditions: phenylboronic acid (1 mmol), H₂O₂ (1.6 mL) and EtOH (1 mL) at room temperature, 1 min. ^b Isolated yield.

Based on the literature reports, we have proposed a plausible mechanism for catalyst-free ipso-hydroxylation. Firstly, phenylboronic acid reacted with hydrogen peroxide to form adduct 1 and one proton transferred to form adduct 2. Then the phenyl group migrated to oxygen to generate the adduct 3 with the removal of H⁺ by H₂O. Finally, phenol formed after the hydrolysis.

**Scheme 1.** Plausible mechanism.

Conclusions

In conclusion, we have developed a catalyst-free system for the oxidative hydroxylation of aryl boronic acids into phenols at room temperature under mild condition. The oxidative hydroxylation reactions could proceed efficiently both solvent-free and green solvent condition, affording various phenols as products with excellent yields in a very short reaction time.

Experimental Section

General. Reactions were carried out using commercially available reagents in over-dried apparatus. H_2O_2 and ethanol was commercially available and used directly. All the products are known compounds and have been reported in previous work. The ^1H NMR of products was corresponding with the references: **2a**, **2b**, **2d**, **2f**, **2j**, **2l**, **2m**, **2o**,⁸ **2k**, **2n**,⁹ **2e**, **2g**,²⁰ **2i**,¹² **2q**,²¹ **2r**,¹⁴ **2h**, **2p**.²²

General procedure for the oxidation using H_2O_2

A 25 ml flask was charged with phenylboronic acid (1 mmol). Then 1.6 mL H_2O_2 was added under stirring. The reaction was stirred for 1 min, then quenched by water (10 ml). The aqueous layer was extracted with 20 mL ethyl acetate for three times. The combined organic layers were dried over Na_2SO_4 and concentrated under reduced pressure. The pure product was obtained without flash column chromatography and the purity was determine by TLC (thin layer chromatography).

General procedure for the oxidation using H_2O_2

A 25 ml flask was charged with phenylboronic acid (1 mmol). Then 1.6 mL H_2O_2 and 1 mL EtOH were added under stirring. The reaction was stirred for 1 min, then quenched by water (10 ml). The aqueous layer was extracted with 20 mL ethyl acetate for three times. The combined organic layers were dried over Na_2SO_4 and concentrated under reduced pressure. The pure product was obtained without flash column chromatography and the purity was determine by TLC.

Acknowledgements

The authors are grateful to the Doctor Fund of Henan University of Technology (No. 2015BS013) and the Innovative Funds Plan of Henan University of Technology (No.2020ZKCJ29).

Supplementary Material

Copies of ^1H NMR and mass spectra of compounds **2a-r** are given in the Supplementary Material file associated with this paper.

References

1. Huang, Z.; Lumb, J.-P. *ACS Catalysis* **2019**, 9 (1), 521-555.

- <https://doi.org/10.1021/acscatal.8b04098>
2. Wu, W.-T.; Zhang, L.; You, S.-L. *Chem. Soc. Rev.* **2016**, 45 (6), 1570-1580.
<https://doi.org/10.1039/C5CS00356C>
 3. Sun, W.; Li, G.; Hong, L.; Wang, R. *Org. Biomol. Chem.* **2016**, 14 (7), 2164-2176.
<https://doi.org/10.1039/C5OB02526E>
 4. Mesganaw, T.; Garg, N. K. *Org. Process Res. Dev.* **2013**, 17 (1), 29-39.
<https://doi.org/10.1021/op300236f>
 5. Schulz, T.; Torborg, C.; Schaeffner, B.; Huang, J.; Zapf, A.; Kadyrov, R.; Boerner, A.; Beller, M. *Angew. Chem. Int. Edit.* **2009**, 48 (5), 918-921.
<https://doi.org/10.1002/anie.200804898>
 6. Han, J. W.; Jung, J.; Lee, Y.-M.; Nam, W.; Fukuzumi, S. *Chem. Sci.* **2017**, 8 (10), 7119-7125.
<https://doi.org/10.1039/C7SC02495A>
 7. Cai, X.; Wang, Q.; Liu, Y.; Xie, J.; Long, Z.; Zhou, Y.; Wang, J. *ACS Sustain. Eng.* **2016**, 4 (9), 4986-4996.
<https://doi.org/10.1021/acssuschemeng.6b01357>
 8. Karthik, M.; Suresh, P. *ACS Sustain. Eng.* **2019**, 7 (9), 9028-9034.
<https://doi.org/10.1021/acssuschemeng.9b01361>
 9. Muhammad, M. H.; Chen, X.-L.; Liu, Y.; Shi, T.; Peng, Y.; Qu, L.; Yu, B. *ACS Sustain. Eng.* **2020**, 8 (7), 2682-2687.
<https://doi.org/10.1021/acssuschemeng.9b06010>
 10. Kumar, I.; Sharma, R.; Kumar, R.; Kumar, R.; Sharma, U. *Adv. Synth. Cat.* **2018**, 360, 2013-2019
<https://doi.org/10.1002/adsc.201701573>
 11. Inamoto, K.; Nozawa, K.; Yonemoto, M.; Kondo, Y. *Chem. Commun.* **2011**, 47, 11775-11777.
<https://doi.org/10.1039/c1cc14974a>
 12. Simon, J.; Salzbrunn, S.; Surya Prakash, G. K.; Petasis, N. A.; Olah, G. A. *J. Org. Chem.* **2001**, 66, 633-634.
<https://doi.org/10.1021/jo0015873>
 13. Bi, S.; Thiruvengadam, P.; Wei, S.; Zhang, W.; Zhang, F.; Gao, L.; Xu, J.; Wu, D.; Chen, J.-S.; Zhang, F. *J. Am. Chem. Soc.* **2020**, 142, 11893-11900.
<https://doi.org/10.1021/jacs.0c04594>
 14. Yang, X.; Jiang, X.; Wang, W.; Yang, Q.; Ma, Y.; Wang, K. *RSC Advances* **2019**, 9, 34529-34534.
<https://doi.org/10.1039/C9RA07201B>
 15. Paul, A.; Chatterjee, D.; Rajkamal; Halder, T.; Banerjee, S.; Yadav, S. *Tetrahedron Lett.* **2015**, 56, 2496-2499.
<https://doi.org/10.1016/j.tetlet.2015.03.107>
 16. Affrose, A.; Azath, I. A.; Dhakshinamoorthy, A.; Pitchumani, K. *J. Mol. Cat. A: Chemical* **2014**, 395, 500-505.
<https://doi.org/10.1016/j.molcata.2014.09.016>
 17. Mulakayala, N.; Ismail; Kumar, K. M.; Rapolu, R. K.; Kandagatla, B.; Rao, P.; Oruganti, S.; Pal, M. *Tetrahedron Lett.* **2012**, 53, 6004-6007.
<https://doi.org/10.1016/j.tetlet.2012.08.087>
 18. Castro-Godoy, W. D.; Schmidt, L. C.; Argüello, J. E. *Eur. J. Org. Chem.* **2019**, 2019, 3035-3039.
<https://doi.org/10.1002/ejoc.201900311>
 19. Kokotos, C.; Sideri, I.; Voutyritsa, E. *Synlett* **2017**, 29, 1324-1328.

- <https://doi.org/10.1055/s-0036-1591837>
20. Kandula, V.; Nagababu, U.; Behera, M.; Yennam, S.; Chatterjee, A. *J. Saudi Chem. Soc.* **2019**, *23*, 711-717.
<https://doi.org/10.1016/j.jscs.2018.11.007>
21. Jiang, M.; Yang, H.-J.; Li, Y.; Jia, Z.-Y.; Fu, H. *Chinese Chem. Lett.* **2014**, *25*, 715-719.
<https://doi.org/10.1016/j.cclet.2014.03.018>
22. Kristianslund, R.; Vik, A.; Hansen, T. V. *Synth. Commun.* **2018**, *48*, 2809-2814.
<https://doi.org/10.1080/00397911.2018.1496263>

This paper is an open access article distributed under the terms of the Creative Commons Attribution (CC BY) license (<http://creativecommons.org/licenses/by/4.0/>)