

Advances in nitroarene reductive amidations

Paseka T Moshapo^{*a} and Sandile B Simelane^b

^aResearch Centre in Synthesis and Catalysis, Department of Chemical Sciences, University of Johannesburg, P.O. Box 524, Auckland Park 2006, South Africa

^bDepartment of Chemistry, University of Eswatini, Private Bag 4, Kwaluseni M201, Eswatini
Email: pasekam@uj.ac.za

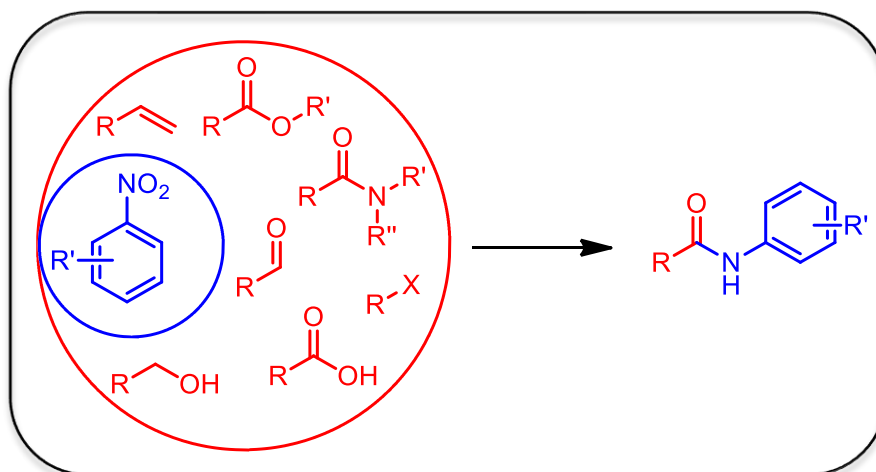
Received 11-12-2020

Accepted 02-02-2021

Published on line 02-10-2021

Abstract

The amide functional group is common in natural and synthetic products. Its prevalence in fine chemicals and pharmaceuticals has propelled a surge in the development of new synthesis procedures to access this amide bond. Nitroarenes are key building blocks in organic synthesis and are easily accessible *via* nitration of parent arenes. This review highlights the use of nitroarenes as alternatives to access the amide functional group. A broad range of reductive amidation reactions and their proposed mechanistic pathways are discussed.



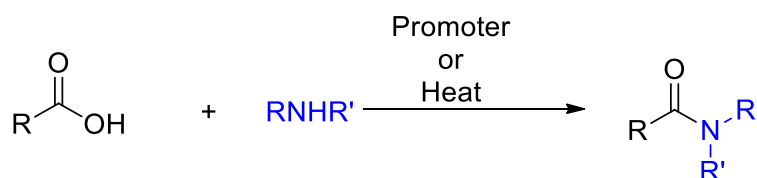
Keywords: Nitroarenes, reductive amidation, aminocarbonylation, transamidation

Table of Contents

1. Introduction
2. Reductive Amidation of Carboxylic Acids
3. Reductive Amidation of Esters
4. Reductive Aminocarbonylations
5. Reductive Amidation of Aldehydes and Alcohols
6. Reductive Transamidations
7. Reductive Amidation of Acid Chlorides and Acid Anhydrides
8. Conclusions

1. Introduction

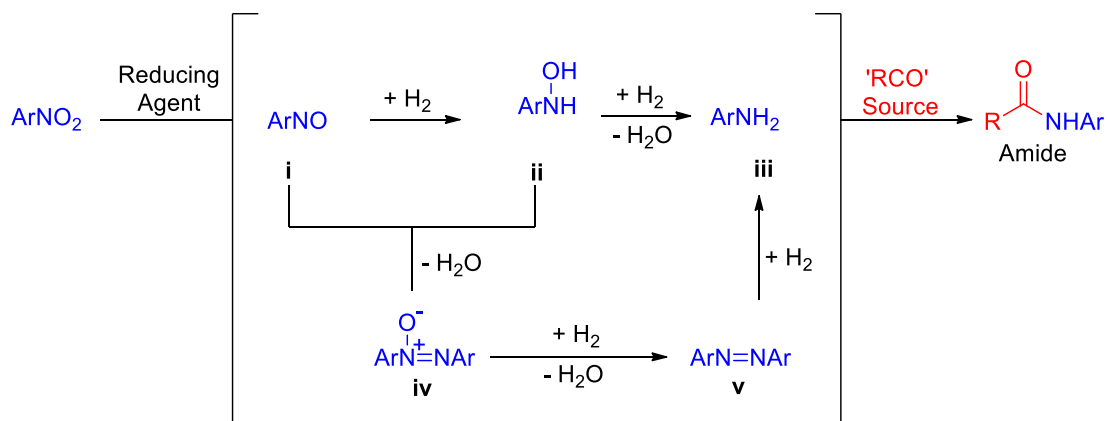
The development of new synthetic strategies to access amide bonds has been a key area in chemistry research for the past decade. These research endeavors have been propelled by the extensive feature of amides in chemical structures of natural products,¹ peptides,² polymers^{3,4} and small organic molecules with applications in the pharmaceutical, medical^{5,6} as well as agricultural industries.⁷ Furthermore, the identification of amide bond formation as a key green-chemistry research area by a team of pharmaceutical industry role players provided impetus for the observed surge in recent efforts aimed at developing alternative amide coupling methods.^{8,9} Traditionally, amide bonds are synthesized by a condensation reaction between amines and carboxylic acids at elevated reaction temperatures or by using an equivalent amount or more of carboxylic acid activators such as hexafluorophosphate azabenzotriazole tetramethyl uronium (HATU) and *N,N'*-dicyclohexylcarbodiimide (DCC).¹⁰ The disadvantage associated with these reactions is their poor atom economy. The recently reported, and potentially life-threatening, allergic reactions linked to uronium salts raises serious health and safety concerns regarding their continued use in amidation reactions.¹¹ Thus, catalytic amidation protocols are a more viable and attractive option. Boronic-acid derivatives are some of the most successful and efficient catalysts for direct amidation of carboxylic acids and amines at low-catalyst loading and reaction temperatures (Scheme 1).^{12,13} Group IV transition metals such as titanium,¹⁴ zirconium¹⁵ and hafnium¹⁶ have also shown impressive catalytic properties.



Scheme 1. Promoter or heat-driven amidation of carboxylic acids.

The use of carboxylic acid and amine surrogates such as esters,¹⁷ amides,¹⁸ aldehydes,^{19,20} alcohols,^{21,22} and azides²³ has also gained momentum as alternative substrates for amide synthesis. These substrates present practical, and yet convenient, approaches to access amides. Most of these reactions have been well documented in recent literature reviews.^{24–33} Nitroarenes can also be used as amine surrogates to provide a

step economic approach to synthesize amides as well as carbamates *via* reductive amidation reactions, however, their use has not been extensively highlighted.^{34,35} Therefore, the main objective of the current review is to bring to the spotlight the application of nitroarenes as suitable substitutes for aryl amines in amide coupling reactions. As highlighted in Scheme 2, nitroarenes can be readily reduced to their nitroso **i**, hydroxylamine **ii** and amine **iii** derivatives. Intermediates **i** and **ii** can react to form azoxybenzene **iv** and azobenzene **v** which can be further reduced to amine **iii**.³⁶ All these intermediates can react to a certain extent with carbonyl sources to form amide products, and these reactions as well as their mechanisms will be covered in this review. Reductive acylation reactions with nanoparticles or nanowires are not covered in this review.³⁷⁻³⁹

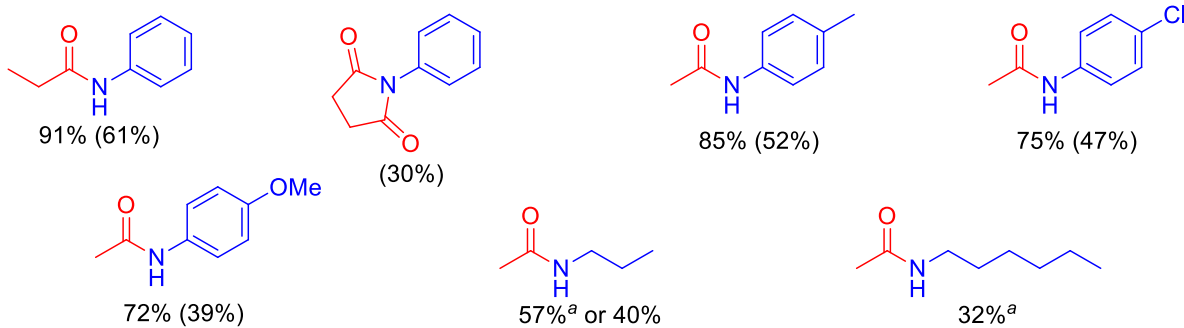
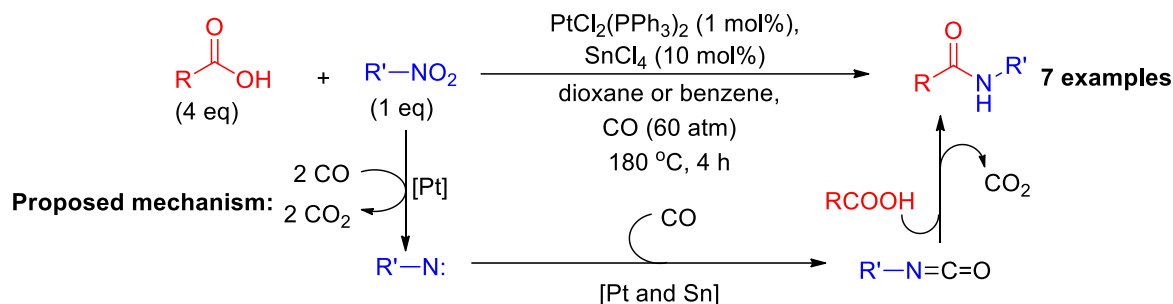


Scheme 2. Proposed general mechanism for the reduction of nitroarenes to possible reactive intermediates.

2. Reductive Amidation of Carboxylic Acids

Carboxylic acids are the most commonly used coupling partners with amines which are themselves derived from nitro compounds through reduction reactions. Therefore, direct reductive coupling reactions between nitroarenes and carboxylic acids are an attractive and convenient way to access amides. Reports in 1977 by Owsley and Ho represent some of the earliest reactions that shed light on reductive amidation reactions between carboxylic acids and nitroarenes. Owsley reported the use of iron powder and acetic acid to reduce nitroarenes to their acetanilide derivatives.⁴⁰ Ho then used molybdenum hexacarbonyl ($\text{Mo}(\text{CO})_6$) as a reducing agent in the presence of acetic acid to afford the desired acetanilide products in moderate yields.⁴¹

In 1984, Watanabe and co-workers reported a platinum (Pt) and tin (Sn) catalyzed reductive amidation of nitroarenes with carboxylic acids such as succinic acid, acetic acid and propionic acid at 150 or 180 °C under 60 atm carbon monoxide.⁴² Interestingly, and as shown in Scheme 3, reactions were successful with both nitroarenes as well as nitroalkanes; however, lower product yields were obtained for the later substrates.

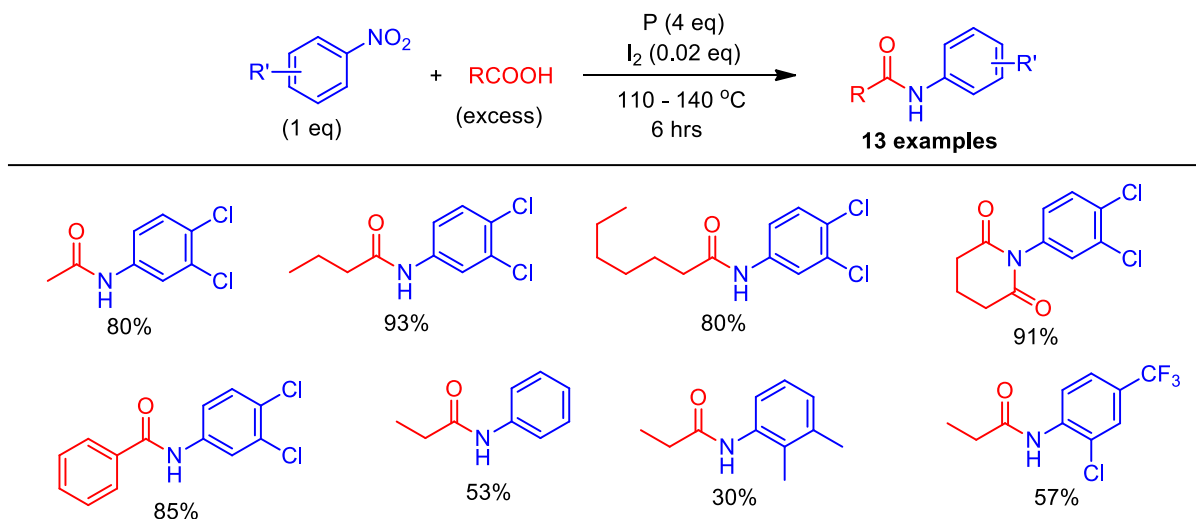


Yields determined by GC whilst isolated yields are in parentheses. ^a Reactions conducted at 150 °C.

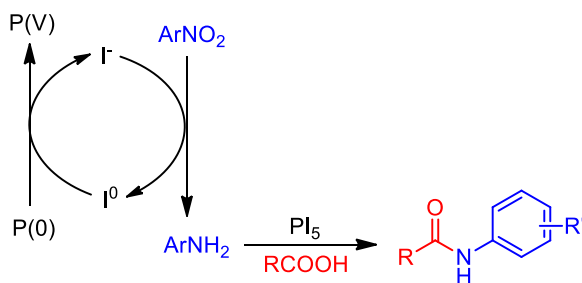
Scheme 3. Platinum and tin co-catalyzed reductive amidations.

Proposed reaction-mechanism studies suggest a Pt-catalyzed carbon monoxide deoxygenation of the nitro functional group to form a nitrene intermediate. Pt and Sn then catalyze a CO insertion to afford the isocyanate intermediate, which then reacts with carboxylic acid to afford the amide and CO₂ byproduct. Kim and co-workers later explored Owsley's iron-promoted reductive-amidation reactions, and investigated the reactivity of more carboxylic-acid substrates such as formic acid, propionic acid, butyric acid, trifluoroacetic acid, and chloroacetic acid with various nitroarenes.⁴³ Their reactions also required more than three mol equivalences of Fe as well as reflux temperatures as reported by Owsley, and products were obtained in good to excellent yields. Kumar and co-workers recently demonstrated a direct reductive amidation of nitroarenes with carboxylic acids using cobalt(II) phthalocyanine catalyst and polymethylhydrosiloxane as a reducing agent.⁴⁴ Their methodology was compatible with a variety of substituted nitroarenes affording products in good to excellent yields. Unfortunately, the substrate scope with carboxylic acids (just like in the case of Owsley and Ho) was limited, as reaction yields were poor with solid or aromatic carboxylic acid substrates.

In 2006, Xu and co-workers reported a red-phosphorus-mediated and iodine- or iodide-catalyzed reductive acylation of nitroarenes.⁴⁵ Excellent conversions and selectivity towards amide products were obtained with alkyl carboxylic acids whilst aryl carboxylic acids had a lower selectivity. In addition to iodine, iodide sources such as sodium iodide, potassium iodide and potassium triiodide were found to be effective catalysts, suggesting an I⁻/I⁰ redox cycle catalytic system. As shown in the proposed reaction mechanism in Scheme 4, phosphorus is oxidized to phosphorus(V) and iodine is reduced to I⁻ which in turn reduces nitroarenes to their amine derivatives. Amidation is then promoted by the phosphorus pentaiodide intermediate.

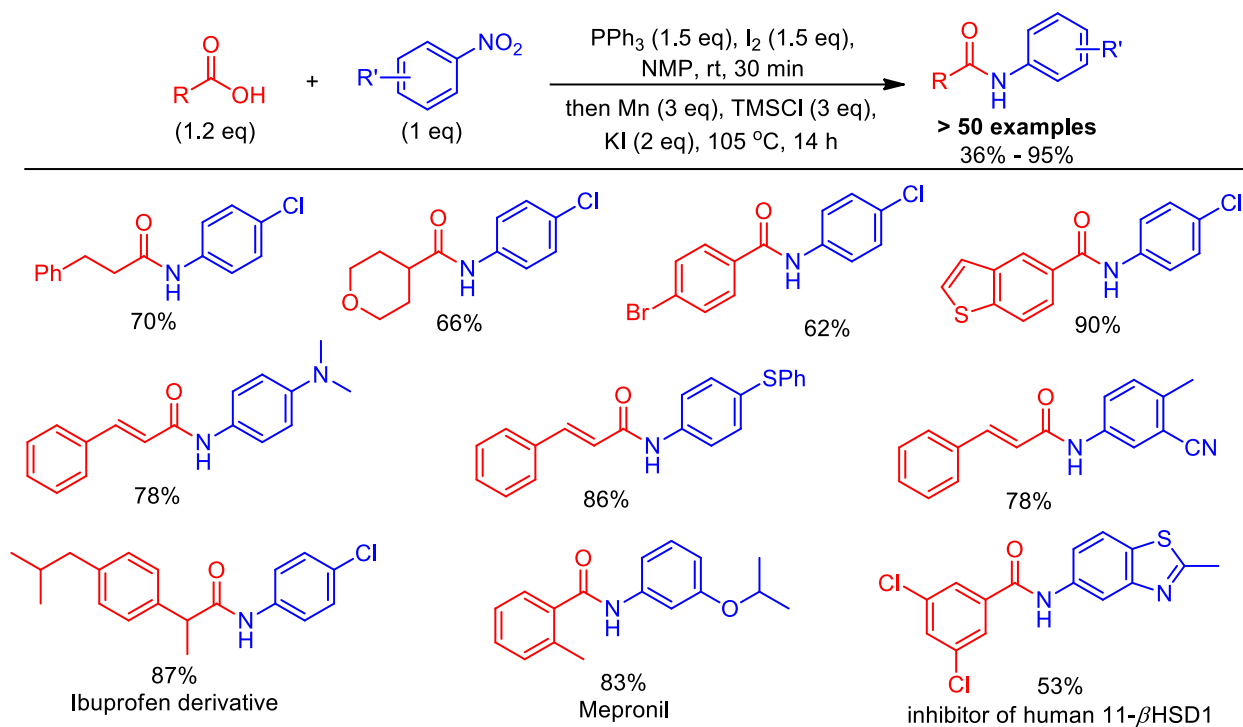


Proposed mechanism:



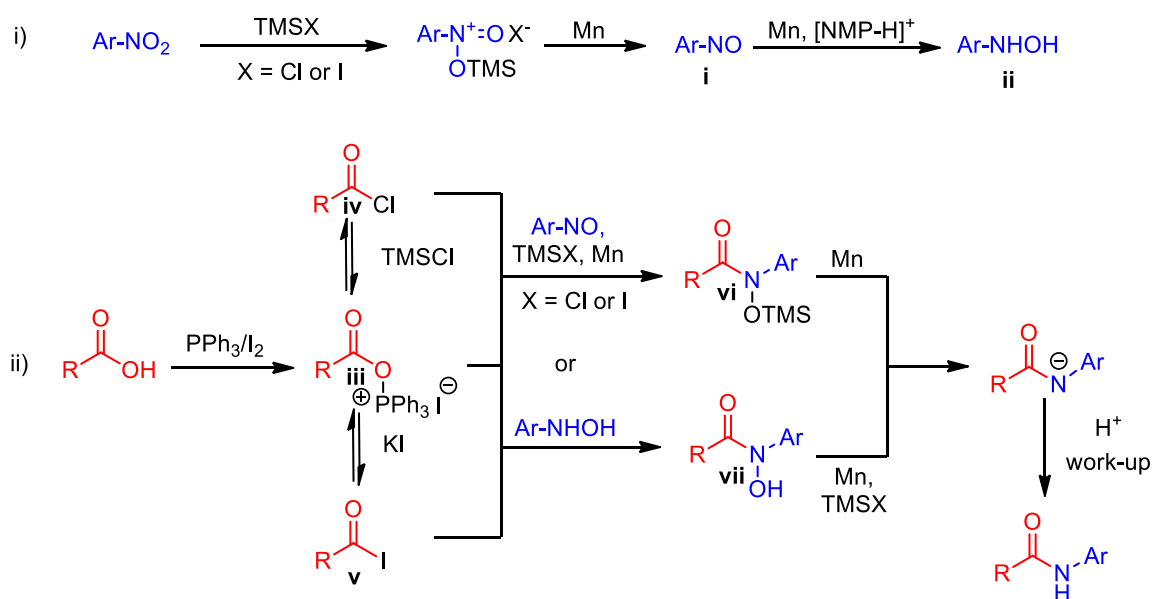
Scheme 4. Phosphorus-mediated and iodine-catalyzed reductive amidation of nitroarenes with carboxylic acids and the proposed reaction mechanism.

Following earlier work on direct amidation of carboxylic acids and amines by Lakshman and co-workers,⁴⁶ Ma and co-workers reported a modified two-step triphenylphosphine and iodine promoted reductive amidation of nitroarenes with carboxylic acids using manganese (Mn) and trimethylsilyl chloride (TMSCl) as reducing agents.⁴⁷ As highlighted in Scheme 5, a broad variety of amides were synthesized from a diverse range of functionalized alkyl, (hetero)aromatic α,β -unsaturated carboxylic acids, and nitroarenes. Amide containing drug molecules such as mepronil, human 11 β -HSD1 enzyme inhibitor as well as a benzoxazole antibacterial agent were successfully synthesized to demonstrate the applicability of their protocol. Furthermore, several agrochemicals, and drug molecules possessing carboxylic acids such as ibuprofen, MCPA, naproxen, gemfibrozil and dehydrocholic acid were converted into their amide derivatives. Attempts to perform reactions in a one-step procedure afforded lower product yields.



Scheme 5. A representation of some amides synthesized by Ma and co-workers.

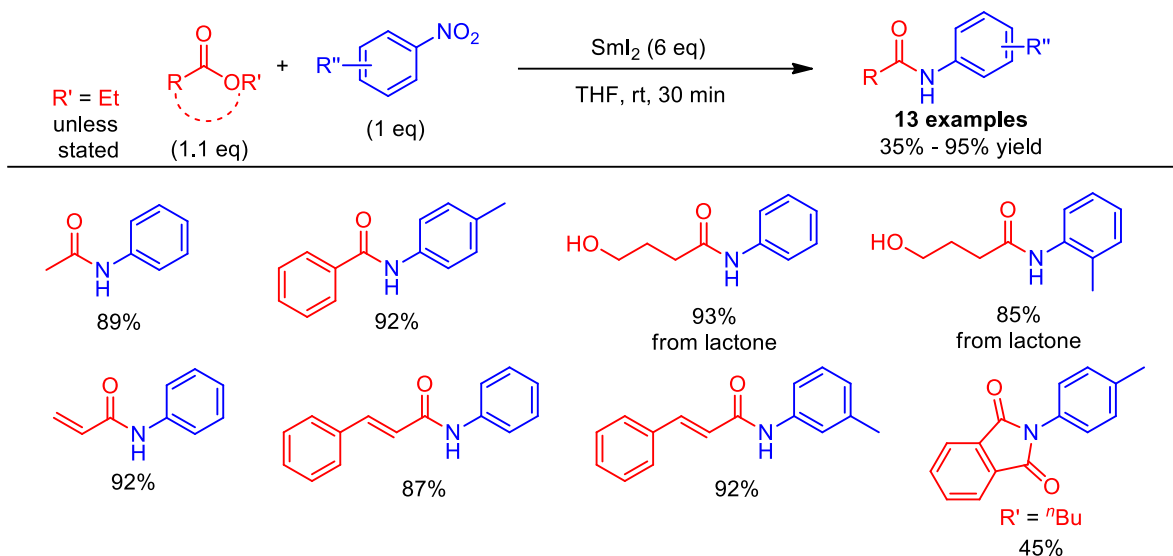
Mechanistic studies (Scheme 6) suggest that TMSCl or TMSI (generated from halide exchange with KI) acts as a deoxygenating agent and together with Mn, reduce nitroarenes to the nitrosoarene derivative **i**. This can be further reduced to the *N*-aryl hydroxylamine derivative **ii**. Both intermediates **i** and **ii** can react with the acyloxyphosphonium salt **iii**, acyl chloride **iv** or iodide derivatives **v** (obtained from TMSCl or KI, respectively) to form a *N*-(trimethylsilyl)oxy **vi** or *N*-hydroxy amide intermediate **vii**. These undergo a further Mn-mediated reduction to afford the desired amides upon acid workup.



Scheme 6. Proposed PPh_3/I_2 , TMSCl and Mn-mediated reductive-amidation reaction mechanism. i) Nitroarene reduction. ii) COOH activation and subsequent amidation.

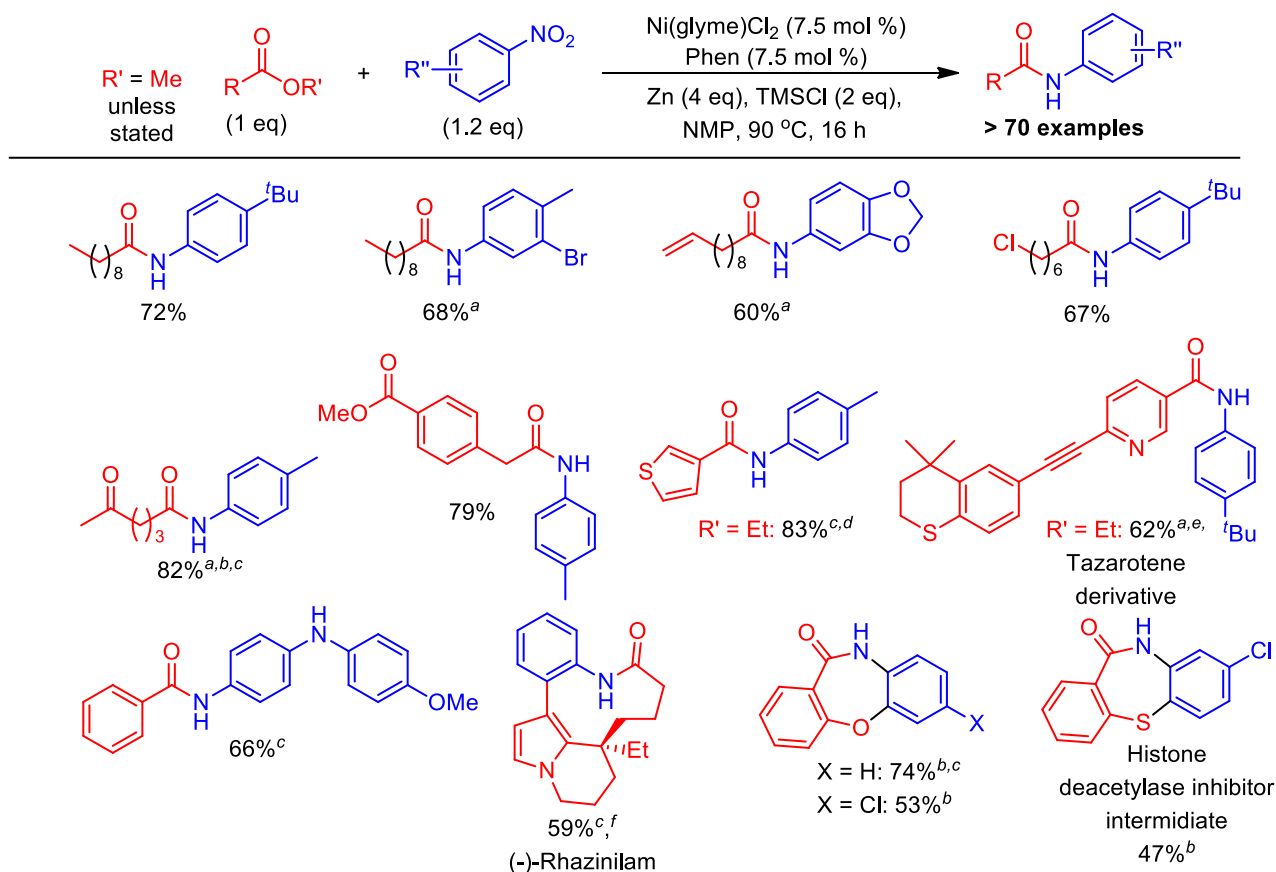
3. Reductive Amidation of Esters

Esters are present in a wide range of natural products and synthetic intermediates or products and can be easily transformed to their amide derivatives using amines in the presence of acids or bases.⁴⁸⁻⁴⁹ Reactions of esters with nitroarenes are, therefore, also desirable, as this may offer alternative protocols to access amides under relatively mild reaction conditions. Reductive amidation of esters was initially explored by Wang and co-workers who, in 2004, reported a room-temperature reductive amidation using nitroarenes and samarium diiodide (SmI_2).⁵⁰ Electronic as well as steric effects around the nitro group did not reduce reactivity of the nitroarenes as reactions were complete within 30 minutes, forming the desired products in excellent yields. In addition, reactions were compatible with alkyl, aryl, and α,β -unsaturated esters as well as lactones (Scheme 7). In 2017, Hu and co-workers reported an efficient nickel (Ni)-catalyzed direct amidation of esters using nitroarenes.⁵¹ Reactions were successful in the presence of Ni(glyme) Cl_2 pre-catalyst, 1,10-phenanthroline ligand, TMSI and zinc (Zn) as reducing agents as well as *N*-methyl-2-pyrrolidone (NMP) solvent (Scheme 8). Overall, the authors successfully synthesized a library of over 65 amides to establish the scope and limitations of their protocol. Highly functionalized alkyl and aromatic esters were transformed to amides using electronically diverse nitro(hetero)arenes. Amidations were successful with esters possessing *O*-alkyl or *O*-aryl groups bonded to the carbonyl carbon.



Scheme 7. SmI_2 -mediated reductive amidation of esters.

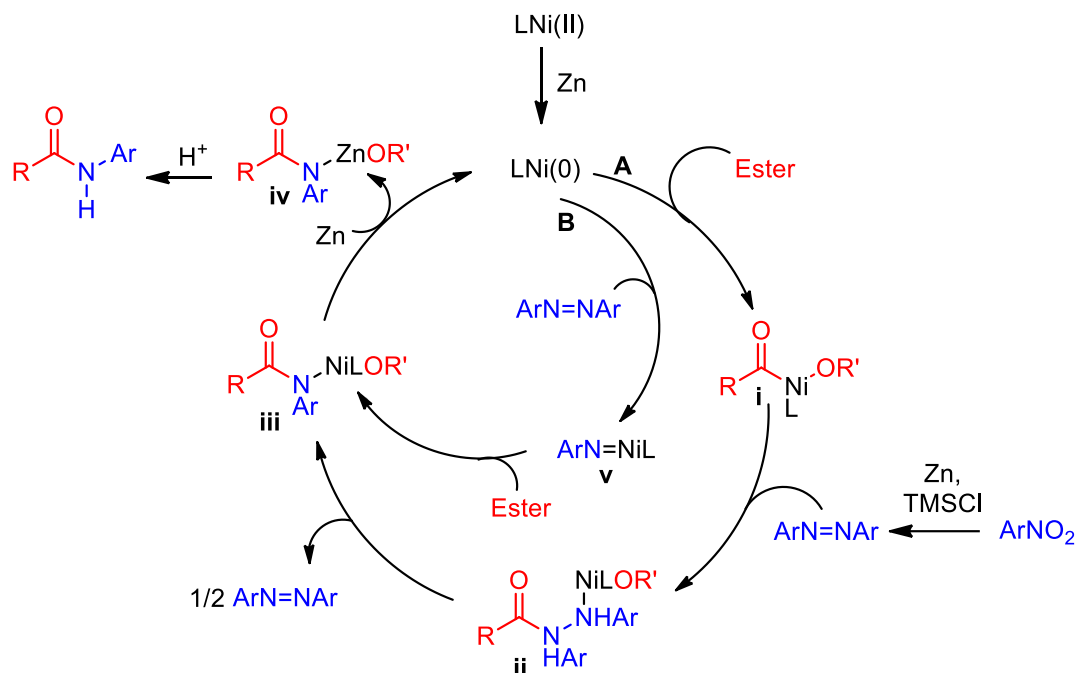
Stronger reducing agents such as Mn and TMSI as an additive as well as higher reaction temperatures, however, were required to achieve better reaction yields for sterically hindered esters. The reported protocol tolerated a broad range of base- and acid-sensitive functional groups such as carbonyls, amines, alkyl halides and alkenes. In addition, the authors demonstrated that reductive amidation with nitroarenes was efficient compared to the traditional two-step reduction of nitroarenes-to-amine derivatives followed by amidation. The reaction conditions were subsequently applied in the derivatization of valuable ester-possessing agrochemicals, and medicinal compounds such as Tazarotene and MCPA-methyl. Furthermore, application of the protocol in late-stage functionalization of nitroarenes provided alternative and more efficient routes to access amide-containing medicinal compounds and natural products.



^aArNO₂ (1.5 eq); ^bNi(glyme)Cl₂ (10 mol%), Phen (10 mol%); ^c120 °C; ^dArNO₂ (1.3 eq); ^eNi(glyme)Cl₂ (15 mol%), Phen (15 mol%); ^fNi(glyme)Cl₂ (20 mol%), Phen (20 mol%)

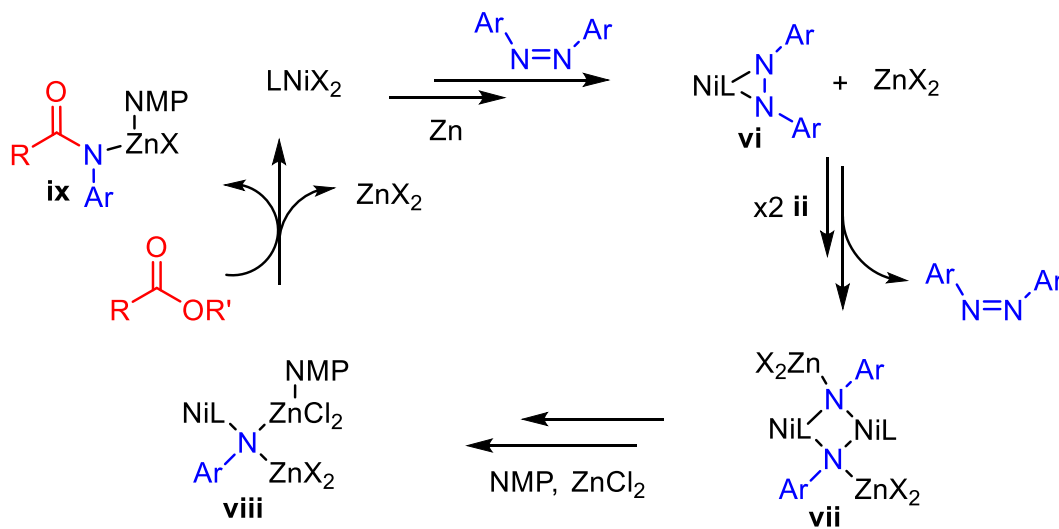
Scheme 8. A representation of amides prepared by Ni-catalyzed Zn-reductive amidation.

Although not conclusive, preliminary mechanistic studies reported by the authors propose the reaction to proceed *via* two possible mechanisms (Scheme 9). In the first case (**A**), Zn reduces Ni(II) to Ni(0), followed by ester insertion and subsequent reaction with azoarene (generated from Zn and TMSCl nitroarene reduction) to form a Ni(II) amidate **ii**. Two of these amidates are proposed to react with each other to form the Ni(II)-amido intermediate **iii** as well as azoarene. Transmetalation affords Zn(II)-amido intermediate **iv** that is protonated upon workup to afford the amide. At the same time, Ni(II) is reduced to re-enter the catalytic cycle. In another scenario (**B**), azoarene could react with Ni(0) to form the Ni(II) nitrene intermediate **v**. This intermediate then reacts with an ester to form the Ni(II)-amido species **iii**. A Zn-amido intermediate **iv** is formed upon transmetalation in conjunction with a Ni reduction to regenerate the Ni(0) catalyst. Acid workup affords the desired amide.



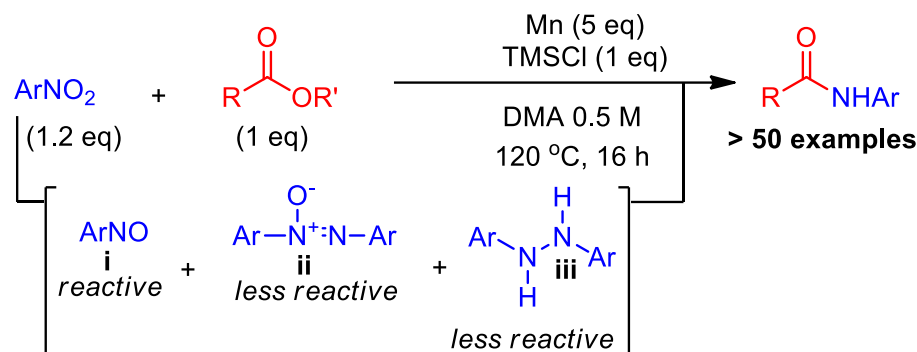
Scheme 9. Proposed Ni catalyzed and Zn mediated reductive amide coupling mechanism.

More detailed mechanistic studies involving gas-chromatography-supported reaction monitoring, reaction kinetics, as well as Hammett plots generated from these studies, identified azoarene as the final nitrogen source from nitroarene reduction.⁵² In addition, DFT-computational studies proposed the Ni catalytic cycle to proceed *via* a complex mechanism whereby azoarene coordinates to Ni(0) as proposed in mechanism **B** to form the Ni(II) nitrene intermediate species **vi** (Scheme 10). These intermediates further react with Zn salts to form the bridged Ni₂(imide)₂ intermediate **vii**. Monomers **viii** are then formed as the result of *N*-Ni bond cleavage, resulting in a ZnCl₂-stabilized bimetallic complex which is believed to be the species that reacts with esters to form the amides.



Scheme 10. Refined Ni-catalyzed and Zn-mediated reductive-amidation mechanism. X = Cl or OR'.

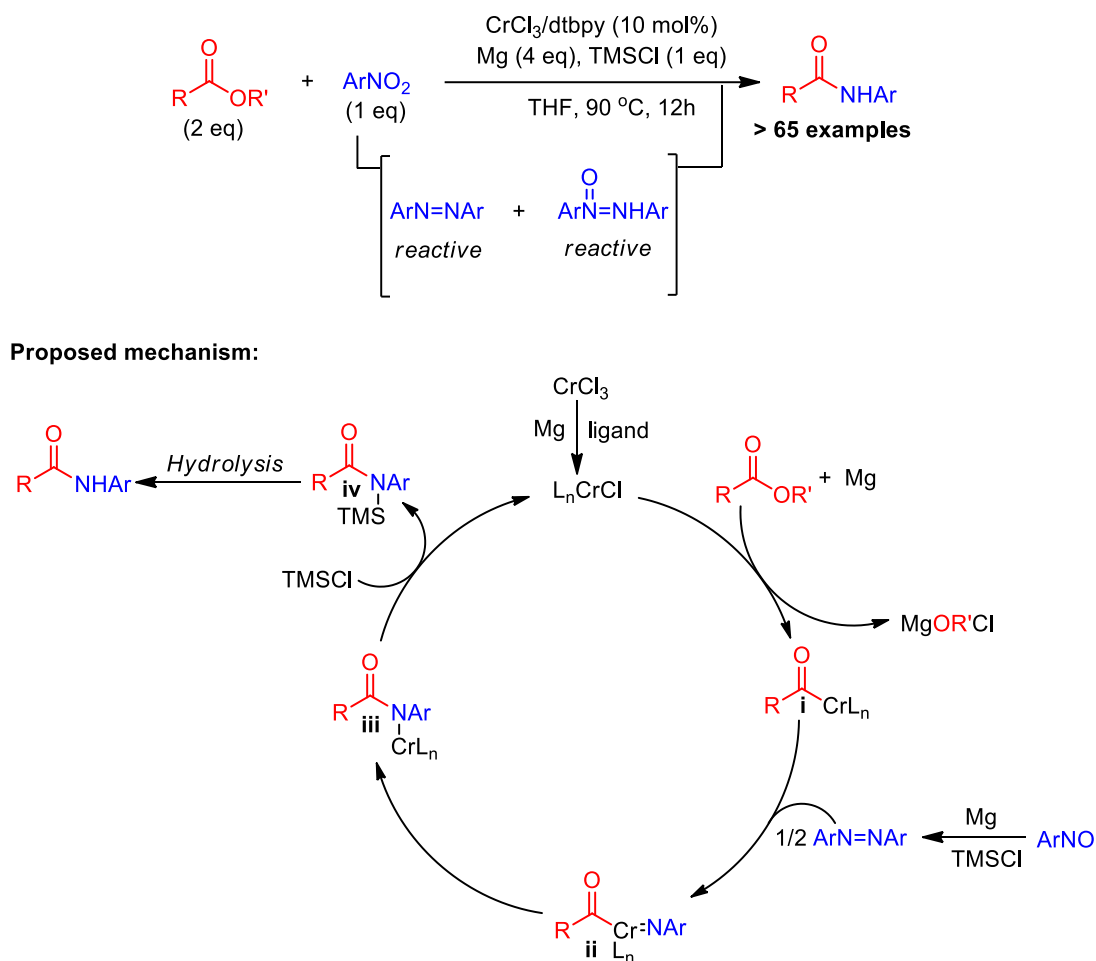
In 2019, Ma and co-workers reported an alternative reductive-ester-amidation protocol using manganese (Mn) as both a promoter and reducing agent, thus, requiring no additional metal catalyst or ligand (Scheme 11).⁵³ TMSCl was used as a co-reducing agent whilst the use of TMSI did not improve reaction yields. No product was observed when TMSOTf was used as an additive. Amide products were successfully obtained in good-to-excellent yields from the coupling of a broad substrate scope of esters and nitroarenes. The reaction conditions were compatible with substituted alkyl and (hetero)aromatic esters with a diverse range of alkoxy, benzyloxy or aryloxy groups.



Scheme 11. Mn-mediated reductive amidation.

The methodology was also successfully applied in the gram-scale synthesis of amide drug intermediates as well as antimicrobial agents. Preliminary reaction-mechanism studies reveal nitrosoarene **i** as a possible nitrogen source involved in the amidation step. Reactions with other possible nitroarene reduction intermediates or products such as aniline, azoarene and *N*-phenylhydroxylamine did not afford any product, whilst trace amounts of product were observed for azoxyarene **ii** and 1,2-diarylhydrazine intermediate **iii**.

In 2019, Zeng and co-workers also demonstrated esters as suitable coupling partners for reductive amidation with nitroarenes, using chromium chloride (CrCl_3) as a catalyst, magnesium (Mg) as a reducing agent and TMSCl as an additive (Scheme 12).⁵⁴ Reactions were successful at 90 °C with aliphatic or aryl esters and substituted nitroarenes affording amides in good to excellent yields. The utility of this protocol was further demonstrated by synthesizing biologically relevant molecules as well as their derivatives. Activated esters were found to be more reactive than their inactivated counterparts, whilst electron-rich nitroarenes were more reactive than electron-poor counterparts.

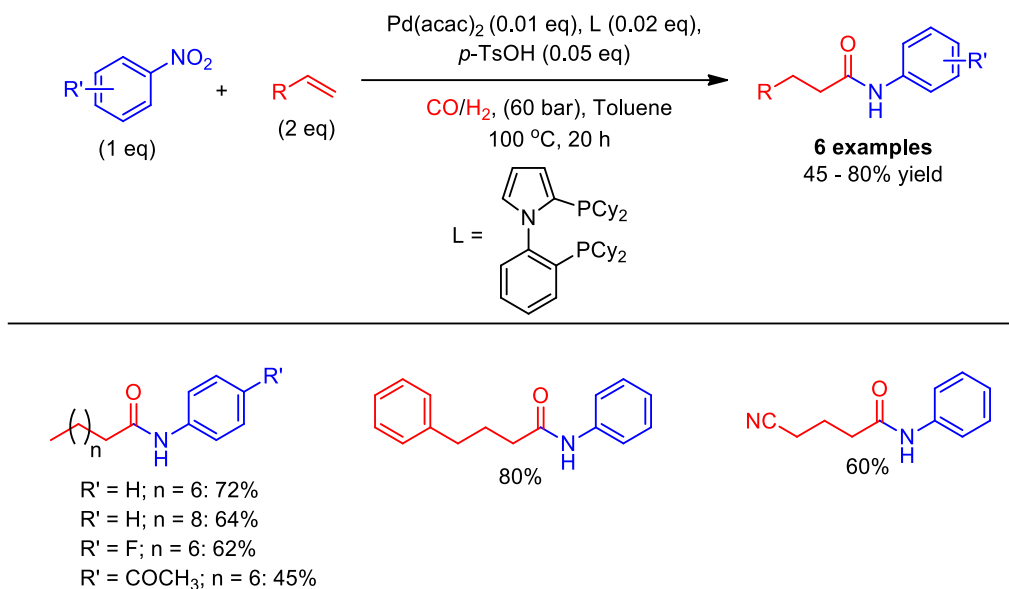


Scheme 12. Reaction scheme and mechanism of Cr-catalyzed and Mg-mediated reductive amidation of esters.

Mechanistic studies suggest a Mg-mediated reduction of Cr(III) to Cr(I). This is followed by *O*-acyl bond activation to form (acyl)CrL_n intermediate **i** which reacts with azoarene to form imido Cr intermediate **ii**. Insertion and amide bond formation affords intermediate **iii**. TMSCl promotes the formation of *N*-TMS amide **iv** and regeneration of Cr(I) catalyst. Hydrolysis during work-up affords the desired amide product.

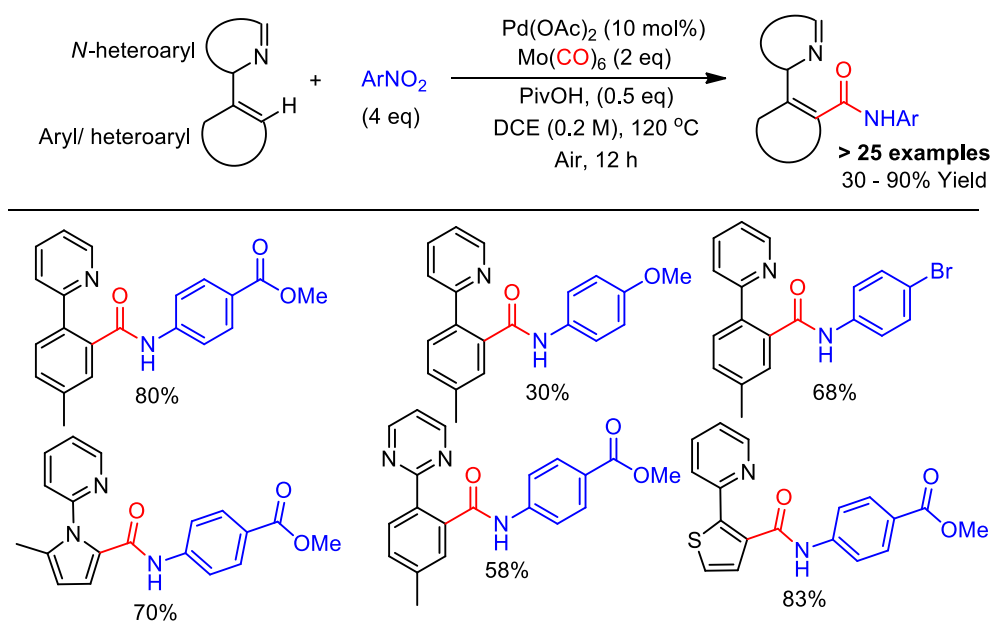
4. Reductive Aminocarbonylations

Aminocarbonylation reactions provide an alternative method to access amides from alkenes, alkenyl and aryl halides. In 2013, Beller and co-workers reported a Pd-catalyzed aminocarbonylation of olefins using amines or nitroarenes (Scheme 13).⁵⁵ Syngas (CO/H₂) was used to introduce the carbonyl functionality as well as nitroarene reduction, whilst *p*-toluene sulfonic acid (*p*-TsOH) was used as an additive at 100 °C. Although the substrate scope was limited for nitroarene reactions, aliphatic alkene substrates and nitroarenes with reducible functional groups such as ketones and nitriles were tolerated.



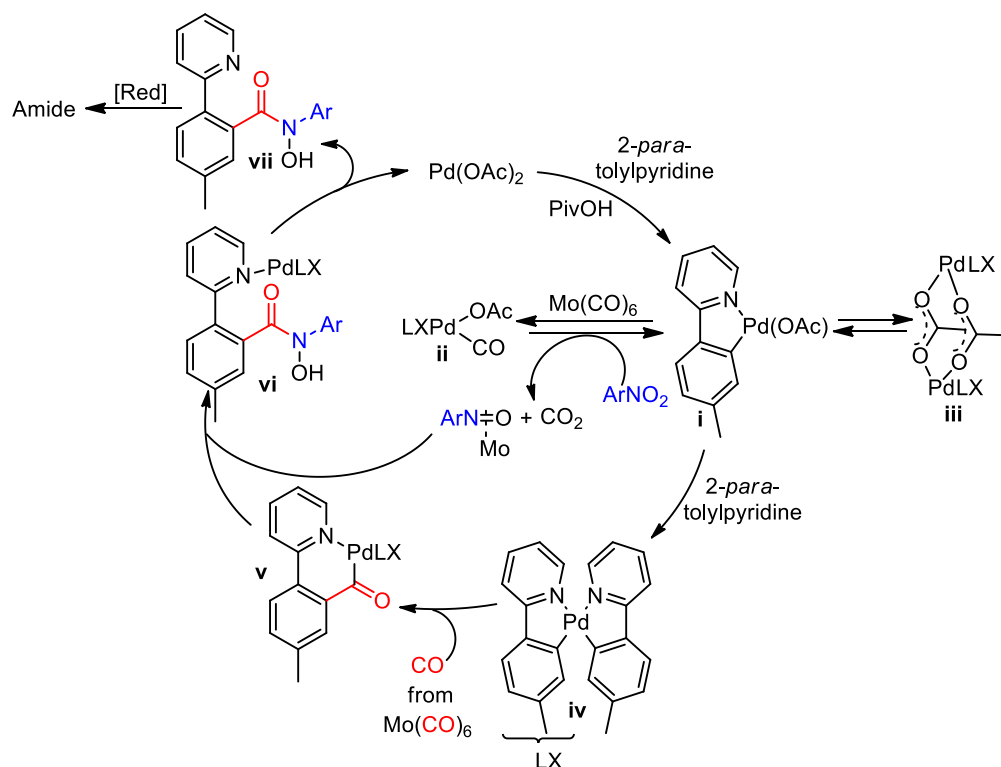
Scheme 13. Pd-catalyzed reductive aminocarbonylation of olefins.

In 2017, Driver and co-workers reported a Pd-catalyzed intermolecular C-H aminocarbonylation of *N*-heteroaryl bicyclic molecules using nitroarenes and $\text{Mo}(\text{CO})_6$ as nitrogen and carbonyl sources, respectively (Scheme 14).⁵⁶ Reactions were conducted for 12 hours in DCE at 120 °C and were successful with a variety of substituted 2-aryl pyridines. Nitroarenes with electron-withdrawing groups afforded higher product yields compared to those possessing electron-donating groups. In addition, increasing steric functionalities around the nitro group hindered the reaction. Remarkably, heteroarenes such as thiophenes, pyrroles and indoles could also undergo C-H activation to afford corresponding amides in acceptable yields. Furthermore, the pyridine ring could be replaced with pyrimidine or an indazole to achieve structural diversity of products.



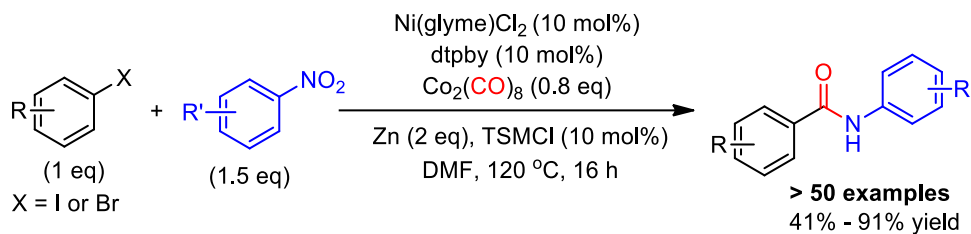
Scheme 14. A representation of amide products obtained by Pd-catalyzed reductive C-H aminocarbonylation.

As shown in Scheme 15, the reaction mechanism proposed a nitrogen-directed C-H activation which forms palladacycle **i**. This compound then reacts with $\text{Mo}(\text{CO})_6$ to form a Pd-carbonyl species, **ii**, which reduces nitroarene to form a nitrosoarene intermediate. Nitroarene reduction simultaneously regenerates the palladacycle **i** which can reversibly form dimer **iii**. Palladacycle **i** then activates the 2-aryl pyridine substrate to form complex **iv**. Insertion of CO from $\text{Mo}(\text{CO})_6$ affords the acyl palladium intermediate **v** which reacts with nitrosoarene to afford the hydroxy amide intermediate **vi**. Mo-promoted reduction then affords the desired amide product.

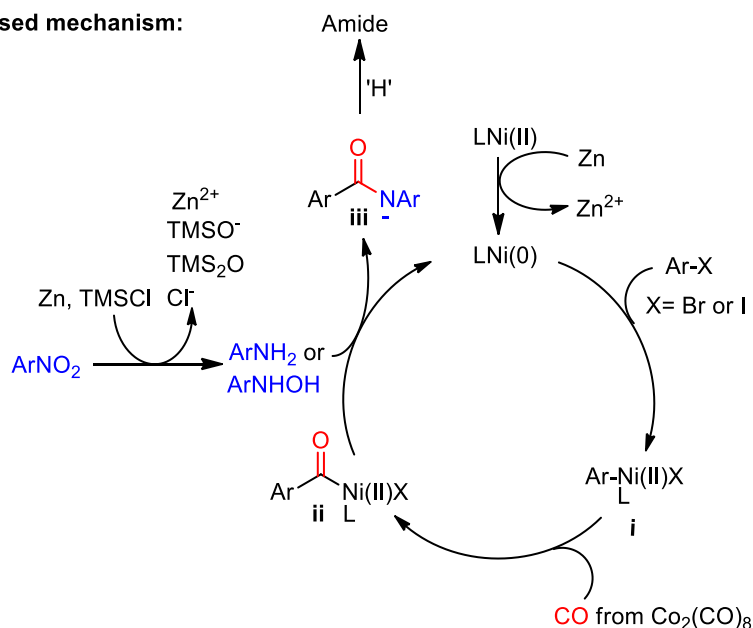


Scheme 15. Pd-catalyzed C-H aminocarbonylation.

Aminocarbonylation is the most commonly used method to construct amide bonds from aryl halides and amines, however, the use of nitroarenes as a nitrogen source in these reactions has not been widely explored. Hu and co-workers reported the first protocol demonstrating the use of nitroarenes in aryl halide aminocarbonylation.⁵⁷ In their protocol, Ni was used as the catalyst of choice as it is cheaper and readily available. Dicobalt octacarbonyl ($\text{Co}_2(\text{CO})_8$) was used as a source of CO, and Zn powder was used as a reducing agent in the presence of TMSCl (Scheme 16). Reactions were successful at 120 °C using electronically-diverse (hetero)aryl iodides as well as bromides. Nitro(hetero)arenes possessing a variety of functional groups, such as free NH, silyl protecting groups, esters and alkenes, were also compatible with the protocol. Steric substituents around the nitro group did not diminish product yields. Mechanistic studies proposed a Ni(II) pre-catalyst reduction by Zn to Ni(0), which then undergoes an oxidative addition to form a Ni(II)-aryl halide intermediate **i**. CO insertion affords acyl complex **ii** which then reacts with either *N*-phenyl hydroxylamine or aniline to form the amide anion **iii** as well as regeneration of the Ni(0) active catalyst. Acidic work-up affords the desired amide product.

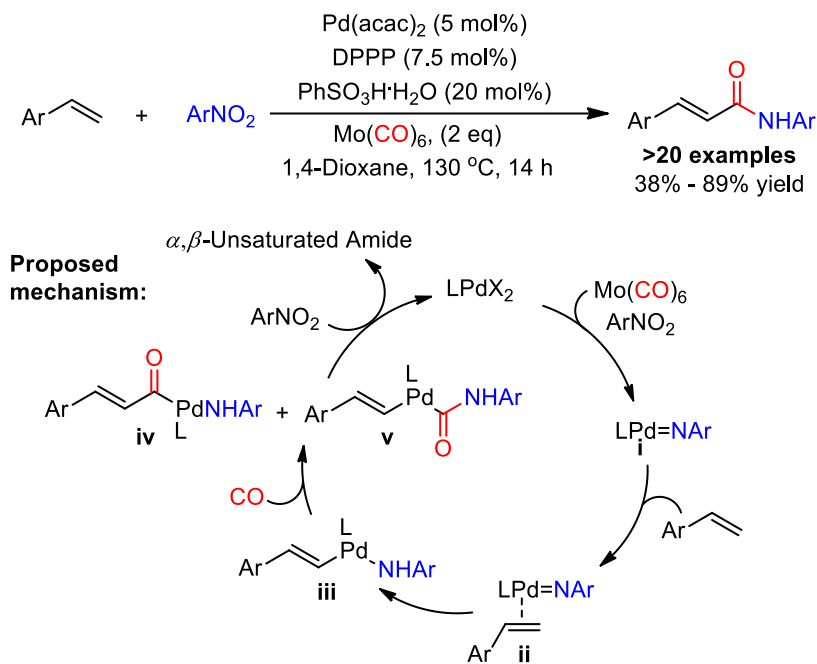


Proposed mechanism:



Scheme 16. Ni-catalyzed Zn-mediated reductive aminocarbonylation of aryl halides with proposed mechanism.

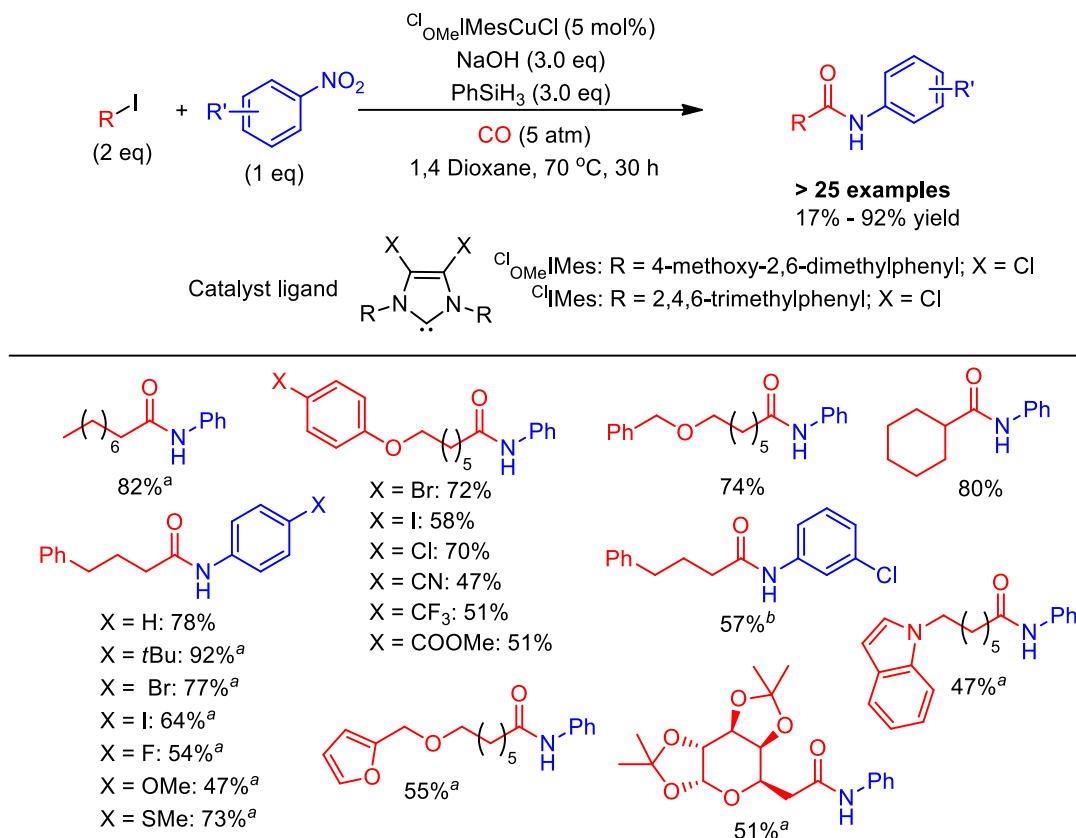
In 2018, Wu and co-workers reported a Pd-catalyzed aminocarbonylation of styrenes to afford α,β -unsaturated amides in good stereo- and regioselectivity.⁵⁸ Reactions were conducted at 130 °C for 14 hours in the presence of benzenesulfonic acid and the bidentate ligand 1,3-Bis(diphenylphosphino)propane (DPPP) (Scheme 17). Mo(CO)_6 was used as both a carbonyl source and reductant. Furthermore, nitroarene was proposed to play a dual role of oxidant and nitrogen source as reactions with aniline only produced products in the presence of nitrobenzene. Nitroarenes possessing electron-withdrawing groups afforded lower product yields, whilst electronics did not have a significant impact on the reactivities of styrenes. Aryl alkene derivatives such as *trans*- β -methylstyrene, α -methylstyrene and allylbenzene did not undergo the anticipated aminocarbonylation.



Scheme 17. Pd-catalyzed synthesis of α,β -unsaturated amides and plausible reaction mechanism.

Preliminary mechanistic studies suggest a Pd reduction by Mo followed by complexation with nitroarenes to form imide species **i**. Coordination to styrene forms intermediate **ii** which is followed by a migratory insertion to give intermediate **iii**. CO insertion affords carbonyl-Pd intermediates **iv** or **v**. Reductive elimination affords the amide product, whilst nitroarene oxidizes Pd(0) to Pd(II).

In 2019, the groups of Wu and Ma reported the aminocarbonylation of boronic acids with nitroarenes using Pd and Ni, respectively.^{59,60} In the case of Pd-catalyzed reactions, $\text{Mo}(\text{CO})_6$ was used as a reducing agent and CO source. Interestingly, reactions were successful under basic conditions, and the use of acidic additives such as PTSA resulted in diminished product yields. Furthermore, reaction yields improved with the addition of H_2O which is proposed to be a hydrogen source, thus, aiding in the nitroarene reduction. Ni was used as catalyst and reducing agent in aminocarbonylation reactions reported by Ma. Sodium iodide was found to improve Ni-catalyst activity whilst TMSCl aided in nitroarene reduction and in their case, CO gas was used as the carbonyl source. Both protocols afforded a broad range of aryl amides in good-to-excellent yields. In the same year, Mankad and Zhao also reported a synergistic copper-catalyzed reductive aminocarbonylation of alkyl iodides with nitroarenes (Scheme 18).⁶¹ According to the authors, this represented the first, and only, example demonstrating $\text{C}(\text{sp}^3)$ -hybridized electrophiles in reductive aminocarbonylation reactions. *N*-heterocyclic carbene (NHC) ligands played a crucial role in preventing alkyl halide reduction. Reactions were successful with primary, secondary and tertiary halides, however, substituting iodine for bromine resulted in trace reactant conversions. Alkanes possessing aryl halides and reducible groups such as esters and cyanides afforded products in satisfactory yields. Nitrobenzene and its *para*-substituted derivatives afforded products in excellent yields, however, *meta*- or *ortho*-substituted derivatives afforded either low or no products. Mechanistic studies proposed a copper-mediated radical aminocarbonylation reaction. Aniline was the proposed nitrogen nucleophile as other possible nitrobenzene reduction intermediates gave low-product yields. NHC copper catalyst and PhSiH_3 were also shown to play a role in reducing nitrobenzene to aniline, thus, indicating the dual role of copper in the reaction.

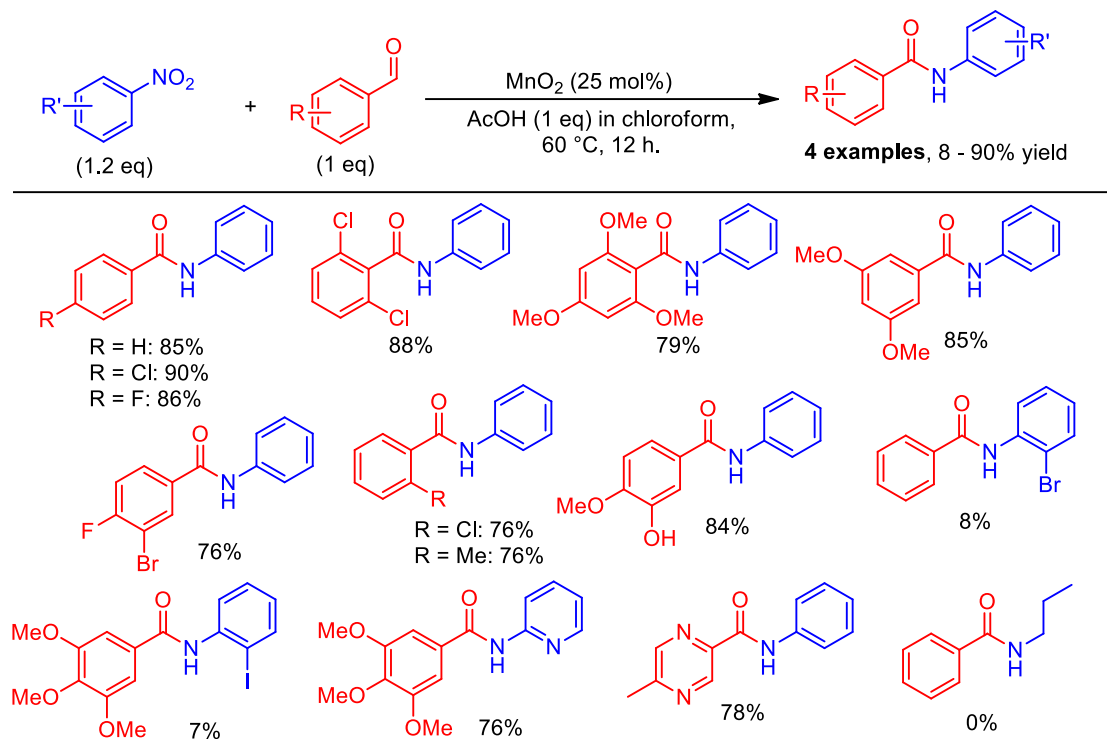


^a ClIMesCuCl used instead of $\text{Cl}_{\text{OMe}}\text{IMesCuCl}$. ^bProduct isolated with 10% inseparable impurities

Scheme 18. A representation of some products obtained from Cu-catalyzed reductive-aminocarbonylation reactions.

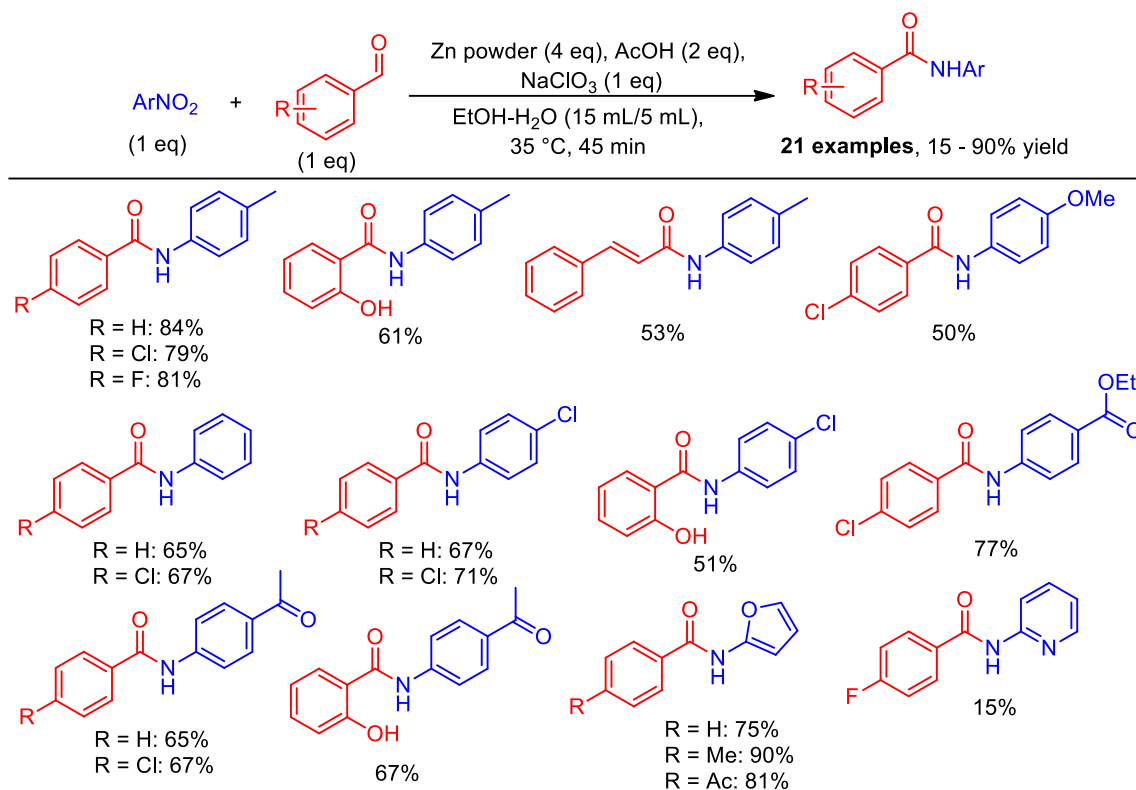
5. Reductive Amidation of Aldehydes and Alcohols

Aldehydes have been widely used as suitable substrates for oxidative amide coupling with amines.¹⁹ In 2014, Vishwakarma and co-workers reported a MnO_2 -catalyzed method for the synthesis of amides from aldehydes and nitroarenes (Scheme 19).⁶² MnO_2 is reported to play a role in the absorption and thermal deoxygenation of nitroarenes to afford the respective nitrosoarene intermediates. These intermediates then react with aldehydes to afford the observed amides.⁶³ Reactions were performed at 60 °C in the presence of acetic acid as an additive, and afforded the desired amides in CHCl_3 . The use of greener solvents such as methanol afforded lower product yields. A variety of amides were synthesized by varying substituents on aromatic aldehydes whilst *ortho*-halo-substituted nitroarenes afforded minor product yields. Reactions with aliphatic nitro compounds did not afford the desired products. The authors were able to obtain both amides and hydroxamic acids in a 3:7 ratio using solvent-free conditions and a base as an additive.



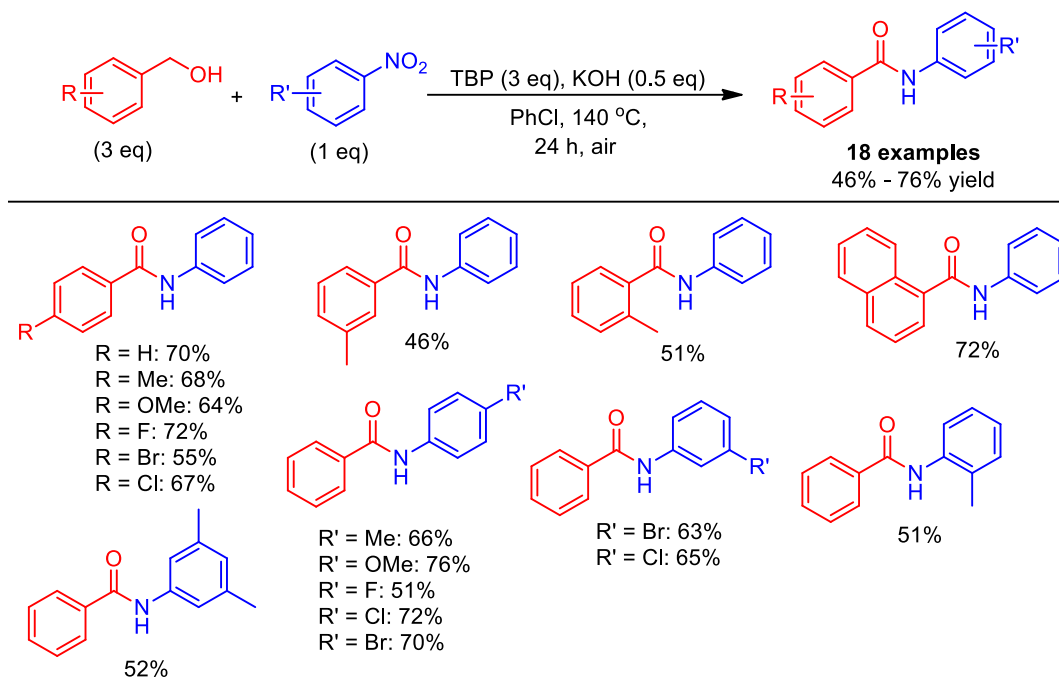
Scheme 19. MnO_2 -mediated amidation of nitroarenes using aldehydes.

In 2015, Zhang and co-workers reported a green and efficient protocol for synthesis of aromatic amides from aldehydes and nitroarenes using Zn as a reducing agent and NaClO_3 as an oxidizing additive (Scheme 20).⁶⁴ Amide products were obtained at low reaction temperatures, and in relatively short reaction times. The protocol was also tolerated by a variety of functional groups such as alcohols, alkenes, halides, ester, ketones, carboxylic acids and nitro heterocycles.



Scheme 20. A representation of amide products reported by Zhang *et al.*

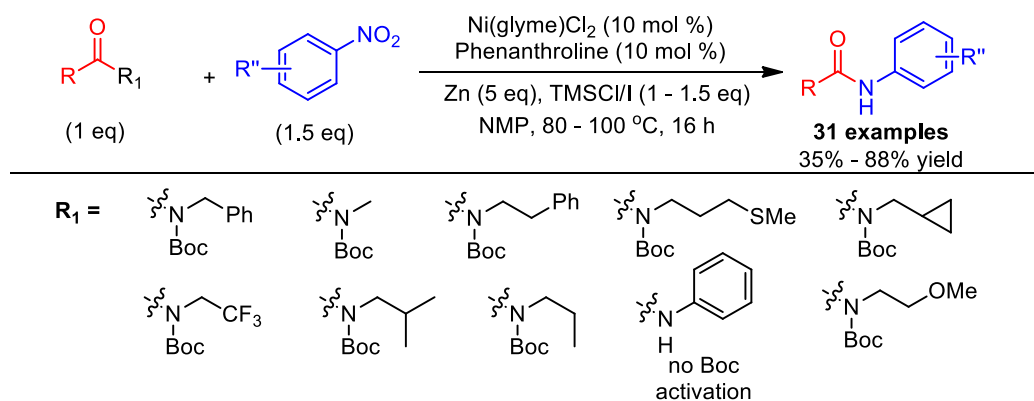
Alcohols can also be oxidized into their aldehyde derivatives *in situ* and subsequently be converted to amides.^{65,21} In 2012, Deng and co-workers reported a transition-metal-free alcohol oxidative amidation protocol using nitroarenes as a nitrogen source (Scheme 21).⁶⁶ Chlorobenzene was the solvent of choice as it afforded the highest product yields, whilst *tert*-butyl peroxide (TBP) was the most effective oxidizing agent. Changing base from KOH resulted in diminished product yields. A broad range of benzyl alcohols and nitroarenes were reacted to afford aromatic amides in moderate-to-good yields. Electron-donating or -withdrawing groups did not reduce the reactivity of the benzyl alcohols or nitroarenes. Aliphatic alcohols and aliphatic nitro compounds did not afford the desired products. Control experiments designed to establish the reaction mechanism suggest an *in situ* generated aldehyde (obtained from TBP oxidation of the respective benzyl alcohol) and azoxybenzene (obtained from basic reaction conditions in the presence of phenyl chloride) as the reactive intermediates that form the observed amide products.



Scheme 21. *tert*-Butyl hydroperoxide (TBP)-mediated oxidative amidation of alcohols.

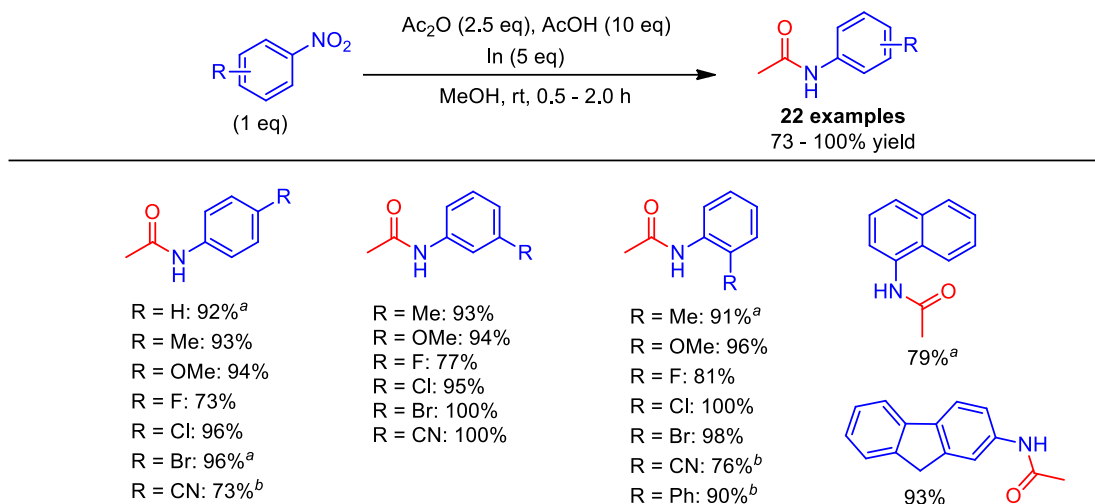
6. Reductive Transamidations

Amides form part of a wide range of natural and synthetic products, and their transformation into new amide products is attractive. These reactions may be challenging, however, due to possible competition between the reacting amine and the ensuing amine byproduct. In 2017, Hu and co-workers reported a Ni-catalyzed and Zn-TMSI-mediated reductive transamidation of Boc-activated secondary amides with nitroarenes (Scheme 22).⁶⁷



Scheme 22. Ni-catalyzed and Zn-mediated reductive transamidation of *Boc*-activated amides.

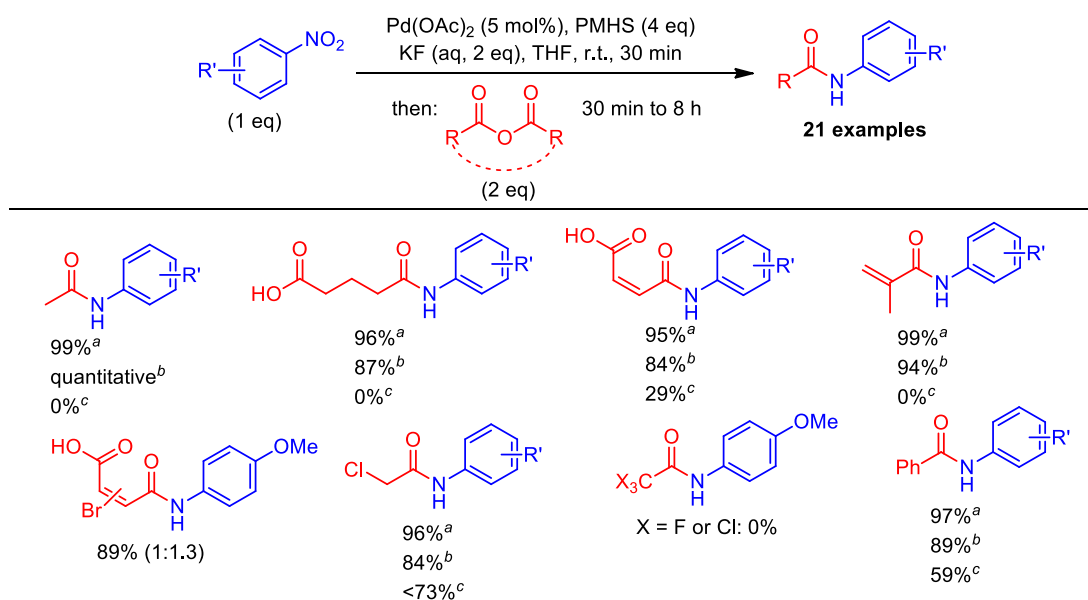
The methodology was compatible with various functional groups such as alkenes, halides, ketones, sulfones as well as heteroarenes. As a result, amide products were furnished in moderate-to-excellent yields from highly-functionalized alkyl and aryl amides, as well as nitro(hetero)arenes. Furthermore, this protocol afforded products in higher yields when compared to AlCl_3 -catalyzed transamidation with aniline. An example with a *Boc*-



Scheme 24. Indium mediated reductive acylation of nitroarenes. ^aTrace *N,O*-diacetylated product was observed. ^b3 -5% of azobenzene was observed.

Furthermore, Bhattacharya and co-workers reported a thioacetate-mediated reductive acetamidation of nitroarenes to afford the desired amides in DMF or under solvent-free conditions.⁷¹ The authors then applied their protocol to synthesize an analgesic *p*-hydroxyacetamide (AcetaminophenTM) from *p*-nitrophenol in a single step.

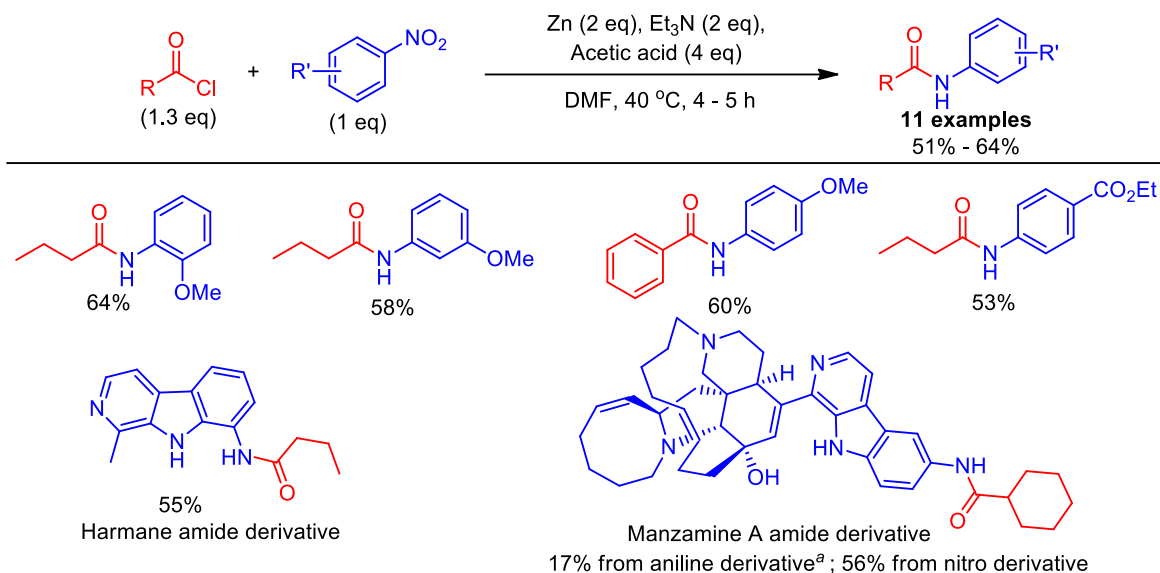
In 2006, Maleczka Jr and Rahaim Jr reported a Pd-catalyzed silane- or siloxane-reductive amidation, amination, sulfonamidation, carbamation and hydroxylamination of nitroarenes.⁷² The amidation reactions were successfully achieved in a one-pot, two-step protocol using anhydrides as carbonyl donors (Scheme 25). 4-Nitroanisole, methyl 3-nitrobenzoate and 2-nitro-*m*-xylene were reacted with different anhydrides and, in most cases, 2-nitro-*m*-xylene afforded the lowest product yield among the three nitroarenes. This could reasonably be probably due to increased steric effects around the nitro group of the 2-nitro-*m*-xylene.



Amine source: ^a4-Nitroanisole, ^bmethyl 3-nitrobenzoate and ^c2-nitro-*m*-xylene.

Scheme 25. Nitroarene reductive amidation with anhydrides.

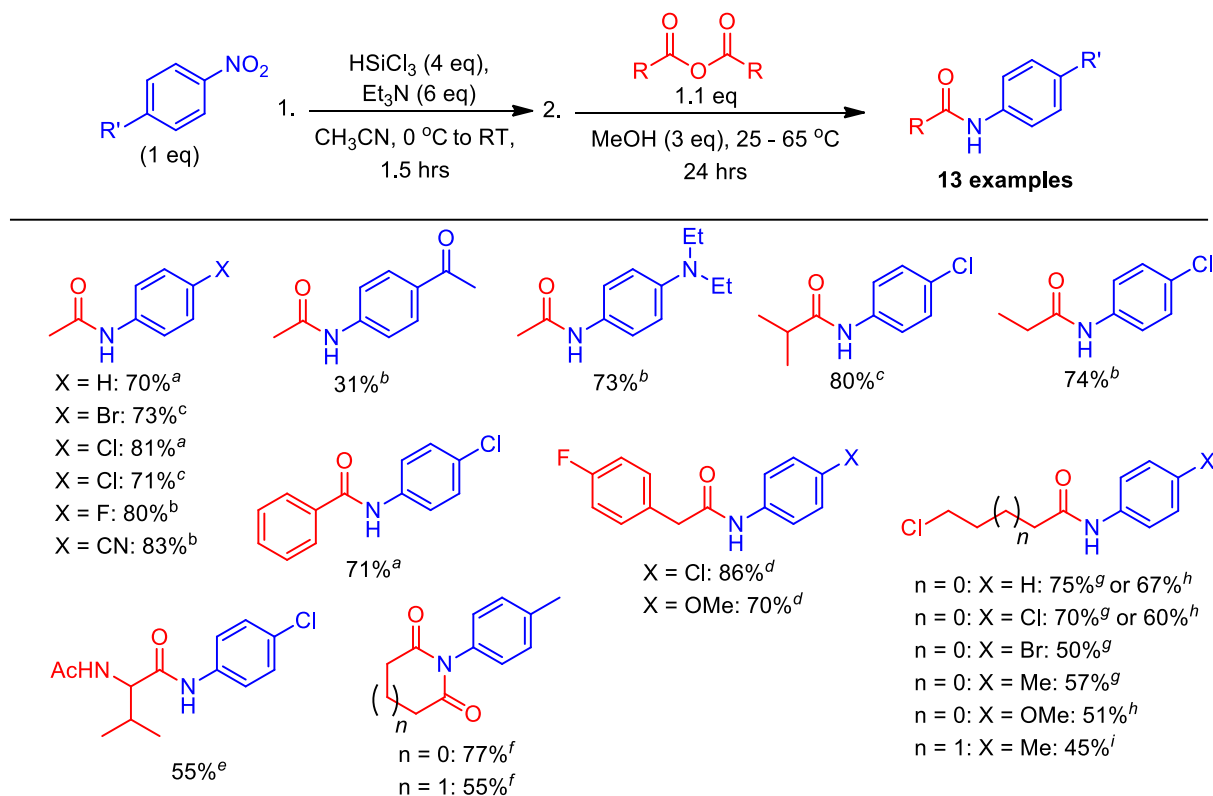
In 2009, Hamann and co-workers reported a Zn and acetic acid promoted reductive amidation of nitroarenes with acyl chlorides and triethylamine (Scheme 26).⁷³ Products were obtained in moderate yields under mild conditions and relatively short reaction times. The protocol was further used to successfully functionalize nitro derivatives of alkaloids, such as harmane as well as manzamine A.



^a Reaction conditions: Nitroarene (1 eq), acyl chloride (1.2 eq), Et₃N (1.1 eq), DMAP (cat.), THF, rt, 1 h.

Scheme 26. A representation of the products obtained by Zn and acetic acid promoted nitroarene acylation with acyl chlorides.

In 2020, Benaglia and co-workers reported a metal-free, one-pot, two-step trichlorosilane-promoted reductive amidation of nitroarenes with anhydrides in the presence of methanol as an additive (Scheme 27).⁷⁴ Nitroarenes with electron-withdrawing groups afforded higher product yields compared with those possessing electron-donating substituents. Reducible substituents such as nitriles and carbonyls were compatible with the protocol. Furthermore, acyl chlorides, pyridyl thioesters and lactones were also suitable acylating agents, with the latter affording functionalized amide products which could be utilized as intermediates for further synthetic manipulations.



^aRT. ^bReflux. ^cReflux no additive. ^dReaction conditions: 1. HSiCl_3 (4 eq), Et_3N (6 eq), CH_3CN , 0 °C to RT, 1 hr; 2. Thioester (1.5 eq), $(\text{HF})_3\text{TEA}$ (3 eq), CH_3CN , reflux, 24 hrs. ^eReaction conditions: 1. HSiCl_3 (4 eq), Et_3N (6 eq), CH_3CN , 0 °C to RT, 1 hr; 2. Acyl chloride (2 eq), CH_3CN , 24 hrs. ^fReaction conditions: 1. HSiCl_3 (4 eq), Et_3N (6 eq), CH_3CN , 0 °C to RT, 1 hr; 2. Cyclic anhydride, CH_3CN , 24 hrs. ^gReaction conditions: HSiCl_3 (4 eq), lactone (15 eq) Et_3N (6 eq), CH_3CN , 0 °C to 82 °C, 24 hrs. ^hReaction conditions: HSiCl_3 (4 eq), lactone (15 eq) Et_3N (6 eq), CH_3CN , 0 °C to 95 °C, 24 hrs.

Scheme 27. Trichlorosilane-mediated reduction and acylation of nitroarenes and the proposed reaction mechanism.

8. Conclusions

Amides are found in a plethora of molecules with a broad range of beneficial applications. As a result, new methods are constantly being researched and developed to provide alternative and more sustainable ways to access amide bonds.²⁹ Reductive amidation using nitroarenes as a direct source of nitrogen is a growing area of research and has gained momentum in recent years. This review has summarized some of the advances made thus far. Significant progress has been achieved in this research area with most of the reactions furnishing products from a comprehensive substrate scope. These reactions have proved to be step-economic, tolerant to different functional groups, and convenient for constructing amide bonds. Validation of the preliminary reaction mechanisms for some of the reported protocols will aid in understanding and improving the reaction conditions. Furthermore, the successful application of nitroarenes in direct reductive amidation reactions sets the stage for investigation of alkyl nitro compounds as suitable substrates for similar reactions. This creates a golden opportunity for further development and establishment of methodologies that can be applied in the synthesis of alkyl amides such as peptides.

Acknowledgements

The Center for Synthesis and Catalysis at the University of Johannesburg as well as The National Research Foundation (NRF) South Africa are acknowledged for financial support. Blessing Mkhonazi is acknowledged for helping to gather some of the articles referenced in this review.

References

1. Dawlaty, J.; Zhang, X.; Fischbach, M. A.; Clardy, J. J. *Nat. Prod.* **2010**, *73*, 441–446.
<https://doi.org/10.1021/np900685z>
2. Humphrey, J. M.; Chamberlin, A. R. *Chem. Rev.* **1997**, *97*, 2243–2266.
<https://doi.org/10.1021/cr950005s>
3. Reglero Ruiz, J. A.; Trigo-López, M.; García, F. C.; García, J. M. *Polymers (Basel)*. **2017**, *9*.
<https://doi.org/10.3390/polym9090414>
4. Winnacker, M.; Rieger, B. *Polym. Chem.* **2016**, *7*, 7039–7046.
<https://doi.org/10.1039/c6py01783e>
5. Zhu, L.; Chen, L. *Cell. Mol. Biol. Lett.* **2019**, *24*, 1–11.
<https://doi.org/10.1186/s11658-019-0164-y>
6. Ponomaryov, Y.; Krasikova, V.; Lebedev, A.; Chernyak, D.; Varacheva, L.; Chernobroviy, A. *Chem. Heterocycl. Compd.* **2015**, *51*, 133–138.
<https://doi.org/10.1007/s10593-015-1670-0>
7. Volovych, I.; Neumann, M.; Schmidt, M.; Buchner, G.; Yang, J. Y.; Wölk, J.; Sottmann, T.; Strey, R.; Schomäcker, R.; Schwarze, M. *RSC Adv.* **2016**, *6*, 58279–58287.
<https://doi.org/10.1039/c6ra10484c>
8. Constable, D. J. C.; Dunn, P. J.; Hayler, J. D.; Humphrey, G. R.; Leazer, J. L.; Linderman, R. J.; Lorenz, K.; Manley, J.; Pearlman, B. A.; Wells, A.; Zaks, A.; Zhang, T. Y. *Green Chem.* **2007**, *9*, 411–442.
<https://doi.org/10.1039/b703488c>
9. Bryan, M. C.; Dunn, P. J.; Entwistle, D.; Gallou, F.; Koenig, S. G.; Hayler, J. D.; Hickey, M. R.; Hughes, S.; Kopach, M. E.; Moine, G.; Richardson, P.; Roschangar, F.; Steven, A.; Weiberth, F. J. *Green Chem.* **2018**, *20*, 5082–5103.
<https://doi.org/10.1039/c8gc01276h>
10. Dunetz, J. R.; Magano, J.; Weisenburger, G. A. *Org. Process Res. Dev.* **2016**, *20*, 140–177.
<https://doi.org/10.1021/op500305s>
11. Mcknelly, K. J.; Sokol, W.; Nowick, J. S. **2020**.
<https://doi.org/10.1021/acs.joc.9b03280>
12. Tam, E. K. W.; Rita; Liu, L. Y.; Chen, A. *European J. Org. Chem.* **2015**, *2015*, 1100–1107.
<https://doi.org/10.1002/ejoc.201403468>
13. Lanigan, R. M.; Starkov, P.; Sheppard, T. D. *J. Org. Chem.* **2013**, *78*, 4512–4523.
<https://doi.org/10.1021/jo400509n>
14. Leggio, A.; Bagalà, J.; Belsito, E. L.; Comandè, A.; Greco, M.; Liguori, A. *Chem. Cent. J.* **2017**, *11*, 1–12.
<https://doi.org/10.1186/s13065-017-0318-9>
15. Lundberg, H.; Tinnis, F.; Adolfsson, H. *Appl. Organomet. Chem.* **2019**, *33*, 1–5.
<https://doi.org/10.1002/aoc.5062>

16. Lundberg, H.; Adolfsson, H. *ACS Catal.* **2015**, *5*, 3271–3277.
<https://doi.org/10.1021/acscatal.5b00385>.
17. Ben Halima, T.; Masson-Makdissi, J.; Newman, S. G. *Angew. Chemie - Int. Ed.* **2018**, *57*, 12925–12929.
<https://doi.org/10.1002/anie.201808560>
18. Li, G.; Szostak, M. *Nat. Commun.* **2018**, *9*, 1–8.
<https://doi.org/10.1038/s41467-018-06623-1>
19. Ghosh, S. C.; Ngiam, J. S. Y.; Seayad, A. M.; Tuan, D. T.; Chai, C. L. L.; Chen, A. J. *Org. Chem.* **2012**, *77*, 8007–8015.
<https://doi.org/10.1021/jo301252c>
20. Jamalifard, S.; Mokhtari, J.; Mirjafary, Z. *RSC Adv.* **2019**, *9*, 22749–22754.
<https://doi.org/10.1039/c9ra04216d>
21. Chandra, S.; Hyeok, S. *European J. Org. Chem.* **2010**, *2010*, 4266–4270.
<https://doi.org/10.1002/ejoc.201000362>
22. Wang, G.; Shen, Y.; Wu, X. *Eur. J. Med. Chem.* **2008**, No. Entry 3, 4367–4371.
<https://doi.org/10.1002/ejoc.200800413>
23. Wu, X.; Hu, L. *J. Org. Chem.* **2007**, *72*, 765–774.
<https://doi.org/10.1021/jo061703n>
24. Lundberg, H.; Tinnis, F.; Selander, N.; Adolfsson, H. *Chem. Soc. Rev.* **2014**, *43*, 2714–2742.
<https://doi.org/10.1039/c3cs60345h>
25. Joullié, M. M.; Lassen, K. M. *Arkivoc* **2010**, *2010*, 189–250.
<https://doi.org/10.3998/ark.5550190.0011.816>
26. De Figueiredo, R. M.; Suppo, J. S.; Campagne, J. M. *Chem. Rev.* **2016**, *116*, 12029–12122.
<https://doi.org/10.1021/acs.chemrev.6b00237>
27. Shaikh, N. S. *ChemistrySelect* **2019**, *4*, 6753–6777.
<https://doi.org/10.1002/slct.201900460>
28. Pattabiraman, V. R.; Bode, J. W. *Nature* **2011**, *480*, 471–479.
<https://doi.org/10.1038/nature10702>
29. Santos, A. S.; Silva, A. M. S.; Marques, M. M. B. *European J. Org. Chem.* **2020**, *2020*, 2501–2516.
<https://doi.org/10.1002/ejoc.202000106>
30. Montalbetti, C. A. G. N.; Falque, V. *Tetrahedron* **2005**, *61*, 10827–10852.
<https://doi.org/10.1016/j.tet.2005.08.031>
31. Lanigan, R. M.; Sheppard, T. D. *European J. Org. Chem.* **2013**, No. 33, 7453–7465.
<https://doi.org/10.1002/ejoc.201300573>
32. Massolo, E.; Pirola, M.; Benaglia, M. *European J. Org. Chem.* **2020**.
<https://doi.org/10.1002/ejoc.202000080>
33. Albericio, F. *Curr. Opin. Chem. Biol.* **2004**, *8*, 211–221.
<https://doi.org/10.1016/j.cbpa.2004.03.002>
34. Ono, N. In *The Nitro Group In Organic Synthesis*; Feuer, H., Ed.; Wiley-VCH, 2001; pp 159–181.
35. Ragaini, F. *J. Chem. Soc. Dalt. Trans.* **2009**, No. 32, 6251–6266.
<https://doi.org/10.1039/b902425p>
36. Wienhöfer, G.; Sorribes, I.; Boddien, A.; Westerhaus, F.; Junge, K.; Junge, H.; Llusar, R.; Beller, M. *J. Am. Chem. Soc.* **2011**, *133*, 12875–12879.
<https://doi.org/10.1021/ja2061038>
37. Shokri, Z.; Zeynizadeh, B.; Hosseini, S. A. *J. Colloid Interface Sci.* **2017**, *485*, 99–105.

- <https://doi.org/10.1016/j.jcis.2016.09.019>
38. Zeynizadeh, B.; Rahmani, S.; Tizhoush, H. *Polyhedron* **2020**, *175*, 114201.
<https://doi.org/10.1016/j.poly.2019.114201>
39. Zeynizadeh, B.; Shokri, Z.; Hasanpour Galehban, M. *Appl. Organomet. Chem.* **2019**, *33*, 1–11.
<https://doi.org/10.1002/aoc.4771>
40. Owsley, D. C.; Bloomberg, J. J. *Synthesis (Stuttg.)* **1977**, *1977*, 118–120.
<https://doi.org/10.1055/s-1977-24290>
41. Ho, T. L. *J. Org. Chem.* **1977**, *42*, 3755.
<https://doi.org/10.1021/jo00443a028>
42. Watanabe, Y.; Tsuji, Y.; Hondo, T.; Takeuchi, R. *J. Org. Chem.* **1984**, *49*, 4451–4455.
<https://doi.org/10.1021/jo00197a023>
43. Lee, K.-Y.; Kim, J.-M.; Kim, J.-N. *Bull. Korean Chem. Soc.* **2002**, *23*, 1359–1360.
<https://doi.org/10.5012/bkcs.2002.23.10.1359>
44. Kumar, V.; Kumar, M.; Sharma, S.; Kumar, N. *RSC Adv.* **2014**, *4*, 11826–11830.
<https://doi.org/10.1039/c3ra46619a>
45. Du, X.; Zheng, M.; Chen, S.; Xu, Z. *Synlett* **2006**, No. 12, 1953–1955.
<https://doi.org/10.1055/s-2006-947334>
46. Kumar, A.; Akula, H. K.; Lakshman, M. K. *European J. Org. Chem.* **2010**, No. 14, 2709–2715.
<https://doi.org/10.1002/ejoc.200901420>
47. Wang, S. P.; Cheung, C. W.; Ma, J. A. *J. Org. Chem.* **2019**, *84*, 13922–13934.
<https://doi.org/10.1021/acs.joc.9b02068>
48. Morimoto, H.; Fujiwara, R.; Shimizu, Y.; Morisaki, K.; Ohshima, T. *Org. Lett.* **2014**, *16*, 2018–2021.
<https://doi.org/10.1021/ol500593v>
49. Mkhonazi, B. D.; Shandu, M.; Tshinavhe, R.; Simelane, S. B.; Moshapo, P. T. *Molecules* **2020**, *25*, 1–9.
<https://doi.org/10.3390/molecules25051040>
50. Wang, X.; Guo, H.; Xie, G.; Zhang, Y. *Synth. Commun.* **2004**, *34*, 3001–3008.
<https://doi.org/10.1081/SCC-200026659>
51. Cheung, C. W.; Ploeger, M. L.; Hu, X. *Nat. Commun.* **2017**, *8*, 1–10.
<https://doi.org/10.1038/ncomms14878>
52. Ploeger, M. L.; Darù, A.; Harvey, J. N.; Hu, X. *ACS Catal.* **2020**, *10*, 2845–2854.
<https://doi.org/10.1021/acscatal.9b05049>
53. Cheung, C. W.; Shen, N.; Wang, S. P.; Ullah, A.; Hu, X.; Ma, J. A. *Org. Chem. Front.* **2019**, *6*, 756–761.
<https://doi.org/10.1039/c8qo01405a>
54. Ling, L.; Chen, C.; Luo, M.; Zeng, X. *Org. Lett.* **2019**, *21*, 1912–1916.
<https://doi.org/10.1021/acs.orglett.9b00554>
55. Fang, X.; Jackstell, R.; Beller, M. *Angew. Chemie - Int. Ed.* **2013**, *52*, 14089–14093.
<https://doi.org/10.1002/anie.201308455>
56. Zhou, F.; Wang, D. S.; Guan, X.; Driver, T. G. *Angew. Chemie - Int. Ed.* **2017**, *56*, 4530–4534.
<https://doi.org/10.1002/anie.201612324>
57. Cheung, C. W.; Leendert Ploeger, M.; Hu, X. *Chem. Sci.* **2018**, *9*, 655–659.
<https://doi.org/10.1039/c7sc03950f>
58. Peng, J. B.; Geng, H. Q.; Li, D.; Qi, X.; Ying, J.; Wu, X. F. *Org. Lett.* **2018**, *20*, 4988–4993.
<https://doi.org/10.1021/acs.orglett.8b02109>
59. Peng, J.; Geng, H.; Wu, X. **2019**.

- <https://doi.org/10.1021/acs.orglett.9b01772>
60. Shen, N.; Cheung, C. W.; Ma, J. A. *Chem. Commun.* **2019**, *55*, 13709–13712.
<https://doi.org/10.1039/c9cc06638a>
61. Zhao, S.; Mankad, N. P. *Org. Lett.* **2019**, *21*, 10106–10110.
<https://doi.org/10.1021/acs.orglett.9b04092>
62. Jain, S. K.; Aravinda Kumar, K. A.; Bharate, S. B.; Vishwakarma, R. A. *Org. Biomol. Chem.* **2014**, *12*, 6465–6469.
<https://doi.org/10.1039/c4ob01155d>
63. Maltha, A.; Favre, T. L. F.; Kist, H. F.; Zuur, A. P.; Ponec, V. *Journal of Catalysis*. 1994, pp 364–374.
<https://doi.org/10.1006/jcat.1994.1304>
64. Sheng, G.; Wu, X.; Cai, X.; Zhang, W. *Synth.* **2015**, *47*, 949–954.
<https://doi.org/10.1055/s-0034-1380111>
65. Nordstrøm, L. U.; Vogt, H.; Madsen, R. *J. Am. Chem. Soc.* **2008**, *130*, 17672–17673.
<https://doi.org/10.1021/ja808129p>
66. Xiao, F.; Liu, Y.; Tang, C.; Deng, G. J. *Org. Lett.* **2012**, *14*, 984–987.
<https://doi.org/10.1021/ol203211k>
67. Cheung, C. W.; Ploeger, M. L.; Hu, X. *ACS Catal.* **2017**, *7*, 7092–7096.
<https://doi.org/10.1021/acscatal.7b02859>
68. Cheung, C. W.; Ma, J. A.; Hu, X. *J. Am. Chem. Soc.* **2018**, *140*, 6789–6792.
<https://doi.org/10.1021/jacs.8b03739>
69. Baruah, R. N. *Indian J. Chem. - Sect. B Org. Med. Chem.* **2000**, *39*, 300–303.
70. Kim, B. H.; Han, R.; Piao, F.; Jun, Y. M.; Baik, W.; Lee, B. M. *Tetrahedron Lett.* **2003**, *44*, 77–79.
[https://doi.org/10.1016/S0040-4039\(02\)02479-6](https://doi.org/10.1016/S0040-4039(02)02479-6)
71. Bhattacharya, A.; Purohit, V. C.; Suarez, V.; Tichkule, R.; Parmer, G.; Rinaldi, F. *Tetrahedron Lett.* **2006**, *47*, 1861–1864.
<https://doi.org/10.1016/j.tetlet.2005.09.196>
72. Rahaim, R. J.; Maleczka, R. E. *Synthesis (Stuttg)*. **2006**, No. 19, 3316–3340.
<https://doi.org/10.1055/s-2006-950231>
73. Wahba, A. E.; Peng, J.; Hamann, M. T. *Tetrahedron Lett.* **2009**, *50*, 3901–3904.
<https://doi.org/10.1016/j.tetlet.2009.04.061>
74. Massolo, E.; Pirola, M.; Puglisi, A.; Rossi, S.; Benaglia, M. *RSC Adv.* **2020**, *10*, 4040–4044.
<https://doi.org/10.1039/c9ra10758d>

Authors' Biographies



Paseka Thendo Moshapo was born in Venda, Limpopo province. He obtained his MSc degree in 2013 and PhD in 2017 from the University of Johannesburg, South Africa. He was appointed as an assistant lecturer at the same institution during his final year of PhD research. He was then appointed as an organic chemistry lecturer in the Faculty of Science at the University of Johannesburg in 2017. His research interests are methodology development for the synthesis of bioactive molecules, carbohydrate chemistry and catalysis.



Sandile Bongani Simelane is a lecturer of organic chemistry in the Faculty of Science and Engineering at the University of Eswatini (Kwaluseni, Eswatini). He obtained a Master's Degree in Chemistry (2011) from the University of Johannesburg. He received his PhD in Chemistry (2015) from the University of Johannesburg (UJ) which was subsequently followed by a 2-year postdoctoral stint at the Drug Discovery & Development Centre (H3D) in University of Cape Town (UCT). His research interests include carbohydrate chemistry and synthesis of bioactive heterocyclic compounds.

This paper is an open access article distributed under the terms of the Creative Commons Attribution (CC BY) license (<http://creativecommons.org/licenses/by/4.0/>)