

Supplementary Material

A Practical Synthesis of (3-(phenanthren-9-yl)-4,5-dihydroisoxazol-5-yl)methyl (tert-butoxycarbonyl)-L-alaninate

Francesco Distante,^a Simona Collina^b and Paolo Quadrelli^{*a}

^a*Department of Chemistry, University of Pavia, Viale Taramelli 12, 27100 - Pavia, Italy*

^b*Department of Drug Sciences, University of Pavia, Viale Taramelli 14, 27100 – Pavia, Italy*

Email: paolo.quadrelli@unipv.it

Table of Contents

| | |
|---|----|
| ¹ H and ¹³ C NMR spectra of synthesized compounds 10 and 11 | S3 |
|---|----|

The NMR spectra shown here correspond to single crystallized compounds or crude compounds as they were isolated from column chromatography or from simple recovery from reaction mixtures. This was done to save really pure samples for microanalyses and planned biological tests.

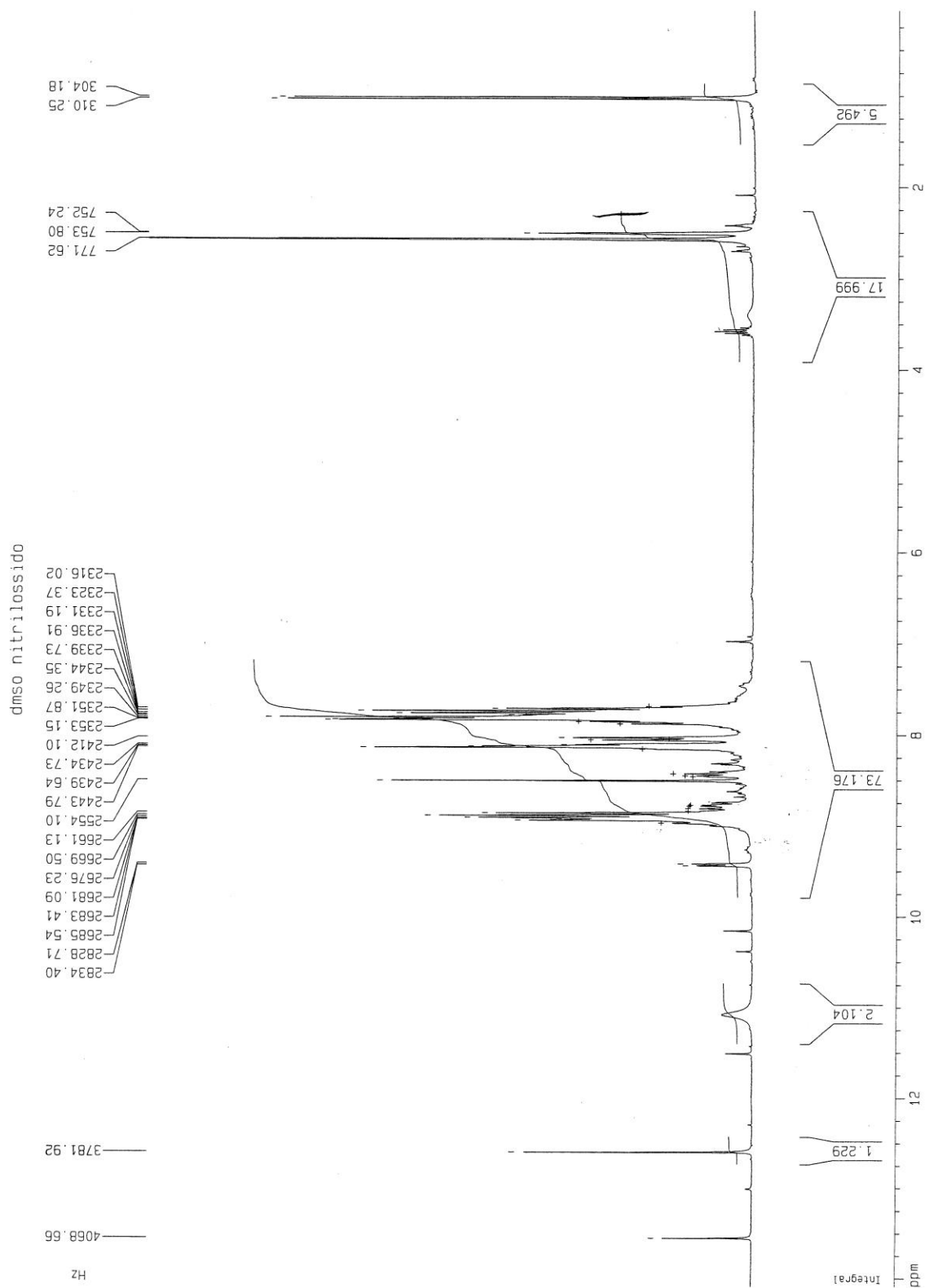
Figure S1 : ^1H NMR Compound 10

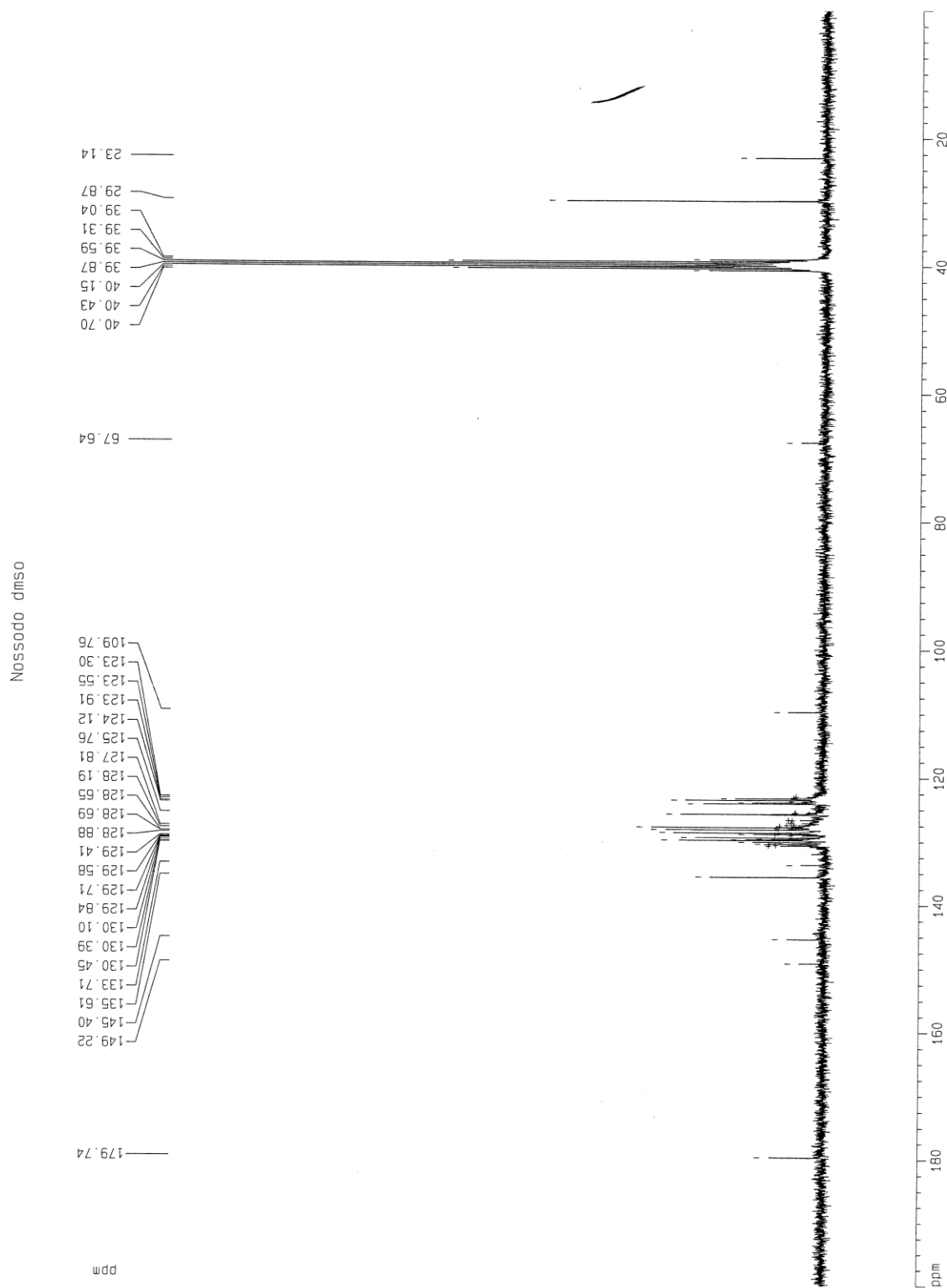
Figure S2 : ^{13}C NMR Compound 10


Figure S3 : ^1H NMR Compound 11

Figure S4 : ^{13}C NMR Compound 11