

Recent advances in the synthesis of pyrroles via multicomponent reactions using arylglyoxals

Ramin Javahershenas,^{*a} Fatemeh Majidi Arlan,^b Rolf Herman Prager,^c and Jabbar Khalafy^a

^a Department of Organic Chemistry, Faculty of Chemistry, Urmia University, Urmia, Iran

^b Research Department of Analytical Chemistry, Iranian Academic Center for Education,
Culture and Research, P. O. Box 57155-397, Urmia, Iran

^c Faculty of Science & Engineering, School of Chemical & Physical Sciences, Flinders University,
Adelaide, S. Australia 5042, Australia

Email address: jshbco@yahoo.com

Received mm-dd-yyyy

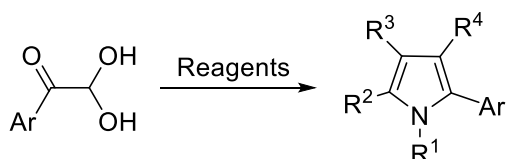
Accepted mm-dd-yyyy

Published on line mm-dd-yyyy

Dates to be inserted by editorial office

Abstract

Pyrrole is widely known as an active pharmacophore. This core framework plays an important role in several natural and biological products. Due to its properties, developing such scaffolds has attracted much attention. The accessibility of these role-playing heterocyclic motifs via easy, high efficiency and developed methodologies is of interest and value in the creation of new heterocyclic compounds. This review highlights the broad range of applications of arylglyoxals in the synthesis of pyrrole derivatives via multicomponent reactions over the period 2010-2019.



Keywords: Pyrroles, arylglyoxals, multicomponent reactions

Table of Contents

1. Introduction
 - 1.1 Pyrroles and their importance in biochemistry and medicine
 - 1.2 Multicomponent and domino reactions
 - 1.3 Arylglyoxals: their availability and utility
 - 1.4 Application of active methylene containing compounds in pyrrole synthesis
2. Pyrrole Syntheses using Arylglyoxals via Multicomponent Reactions
 - 2.1 Synthesis of monocyclic pyrroles
 - 2.2 Synthesis of 1,5,6,7-dihydro-4*H*-indol-4-ones and other indoles
 - 2.3 Synthesis of other fused pyrrole heterocycles
3. Conclusions
4. Acknowledgements
- References
- Authors' biographies

1. Introduction

1.1 Pyrroles and their importance in biochemistry and medicine

Pyrroles are five-membered nitrogen containing heterocycles, and have attracted much attention due to their presence in a wide range of natural and synthetic bioactive compounds.¹⁻⁷ The pyrrole ring is a constituent of numerous natural compounds such as chlorophyll, the porphyrins of heme, vitamin B12, digestive fluid pigments like haematoidin and biliverdin, in bacteriochlorins and porphyrinogens. Porphyrins are a group of heterocyclic macromolecules that are synthesized by the cyclocondensation reaction between pyrrole and several aliphatic or aromatic aldehydes in the presence of various catalysts and under different conditions. Unnatural pyrroles have been found to possess considerable biological activities, and many drugs with this scaffold motif have been designed and synthesized.⁸⁻¹⁴ The important pharmaceutical, biological and materials science applications of pyrrole, and its significance as an intermediate in the synthesis of natural products, have led pyrroles to become an important class of heterocyclic compounds in organic chemistry.¹⁴⁻²¹

Therefore, due to the manifold pharmaceutical and biological properties of pyrrole derivatives, such as antibacterial,²²⁻²⁶ anticancer²⁷⁻³³ (for the treatment of several types of tumor), antifungal,³⁴⁻³⁷ anti-inflammatory,³⁸⁻⁴⁰ antiviral,^{41,42} antimalarial,⁴³ antiparasitic,⁴⁴ anticholestaemic (Atorvastatin is a drug widely used as a cholesterol-lowering agent),⁴⁵ antibiotic,⁴⁶ anti-HIV,⁴⁷⁻⁴⁹ antioxidant,⁵⁰⁻⁵³ and as a systemic enzyme inhibitor,^{54,55} these compounds have been the subject of considerable research and development in the pharmaceutical industry. (Figure 1)

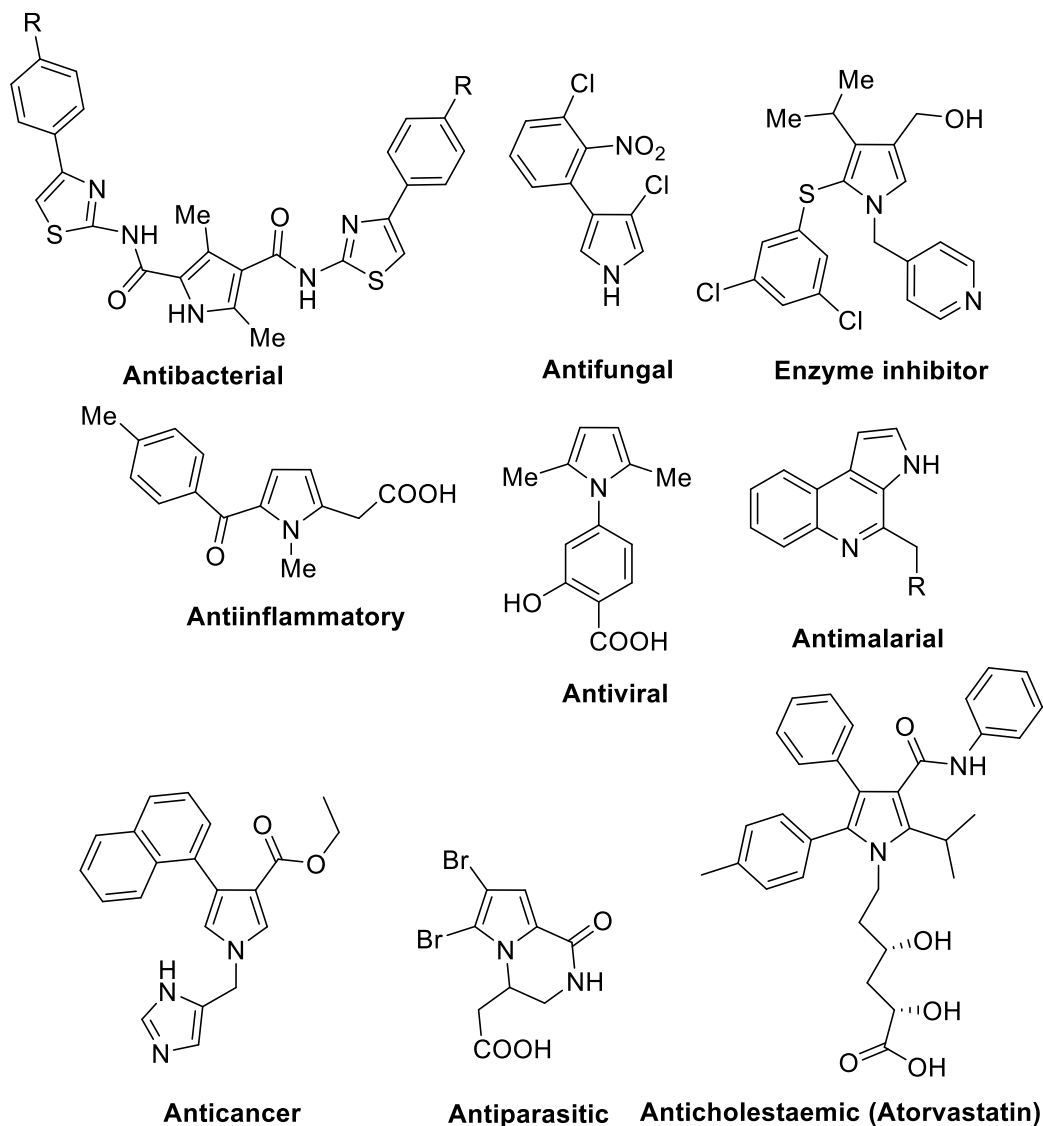


Figure 1. Some pyrrole-derived drugs

1.2 Multicomponent and domino reactions

The design and synthesis of hetero-aromatic compounds via a simple, efficient and economical method, with the potential to form several bonds in a single operation, are important factors of a valuable and useful synthetic method. The last few years have seen an enormous increase in the number of applications of multicomponent reactions (MCRs) being reported. MCRs are a convenient route to architecturally complex heterocyclic compounds,⁵⁶⁻⁶² and they are powerful synthetic tools for the synthesis of a wide variety of biologically active heterocyclic compounds, providing simple and rapid access to complex structures in a single synthetic operation.

Organic chemists are interested in multicomponent reactions involving domino processes in the synthesis of many organic molecules. The products of such reactions have attracted much attention in recent years due to the wide range of their potential biological and pharmaceutical activities.⁶³⁻⁶⁶ These methods have afforded the easy and convenient isolation of products in short reaction times, usually with high atom-economy, high selectivity, and often by environmentally friendly chemical processes without requiring elaborate purification by solvent and chromatographic methods, both in academic laboratories and industrial processes. These

synthetic procedures have been found suitable for the construction of many new and biologically significant molecules in medicinal chemistry.⁶⁷⁻⁶⁹

1.3 Arylglyoxals: their availability and utility

Arylglyoxals are very valuable synthons in the field of heteroaromatic chemistry, owing to these molecules having two active functional groups, aldehyde and ketone, with different reactivities. Therefore, for C–C and C–N bond formation via [3+2] cyclization, they provide two electrophilically active sites (C–O and C=O bonds) as 1,2-acceptors, which can be attacked by the electron-rich β -C atom and the nucleophilic NH group in β -enaminones. Various methods have been reported for the synthesis of arylglyoxals in the literature. The most common method is oxidation of aryl methyl ketones by SeO₂. The various synthetic methods along with reaction conditions are summarized in Table 1.^{70,71}

Table 1. Methods for the synthesis of arylglyoxals

| Method | Conditions |
|--|---|
| Chlorination of aryl methyl ketones | 1,3-Cl ₂ -5,5-Me ₂ -hydantoin, Cu(OTf) ₂ , CHCl ₃ , reflux, 5–8 h |
| Oxidation of aryl acetylenes | (HMPA)MoO(O ₂), Hg(OAc) ₂ , DCE-MeOH, 0 °C, 15 min |
| | NBS, dry DMSO, rt, 20 h |
| | (PhSe) ₂ , (NH ₄) ₂ S ₂ O ₈ , water-CH ₃ CN, 60 °C, then chromatography on SiO ₂ , DCM-ROH (99/1) |
| Oxidation of aryl methyl ketones | SeO ₂ , dioxane-water, reflux |
| | H ₂ SeO ₃ , dioxane-water, reflux, 4 h |
| | SeO ₂ , EtOH, 10% HNO ₃ (aq), 90 °C, 1h |
| | (PhSe) ₂ , (NH ₄) ₂ S ₂ O ₈ , MeOH, reflux, 1–4h |
| | 48% HBr (aq), DMSO, 55 °C, 0.5–24 h |
| Oxidation of α -diazoketones | Dimethyldioxirane, acetone, rt |
| Reaction of methyl benzoates with DMSO then oxidation | (1) DMSO, t-BuOK/ t-BuOH, rt, 4 h, then HCl, water, rt, 30 h (2) Cu(OAc) ₂ ·H ₂ O, CHCl ₃ , rt, 1 h |
| Oxidation of phenacyl bromides | DMSO, rt, 9 h |
| | α -picoline N-oxide, 0 °C, then Na ₂ CO ₃ , water |
| | Et ₂ NOH, MeOH, reflux, 2 h |
| Reaction of organolithium compounds with diethoxyacetyl piperidine | piperidine-1-yl-COCH(OEt) ₂ , <i>p</i> -Me ₂ NC ₆ H ₄ Li, ether, reflux, 2h, then HCl, water, N ₂ (atm.), rt, 41 h |
| Decomposition of phenacyl nitrate esters | NaOAc.3H ₂ O, DMSO, 20–25 °C, 25–55 min |

1.4 Application of active methylene containing compounds in pyrrole synthesis

There are many synthetic methods for the synthesis of pyrrole derivatives and in most of them compounds such as α -diazoketones, α -dicarbonyls, α -hydroxyketones, nitroalkanes, nitroalkenes, isocyanides, 1,4-dicarbonyls, and alkynes are used as adaptable precursors. An overview of the syntheses of pyrrole structures by typical cycloaddition methods and using wide range of methylene active compounds is provided in Figures 2 and 3, respectively.^{72,73}

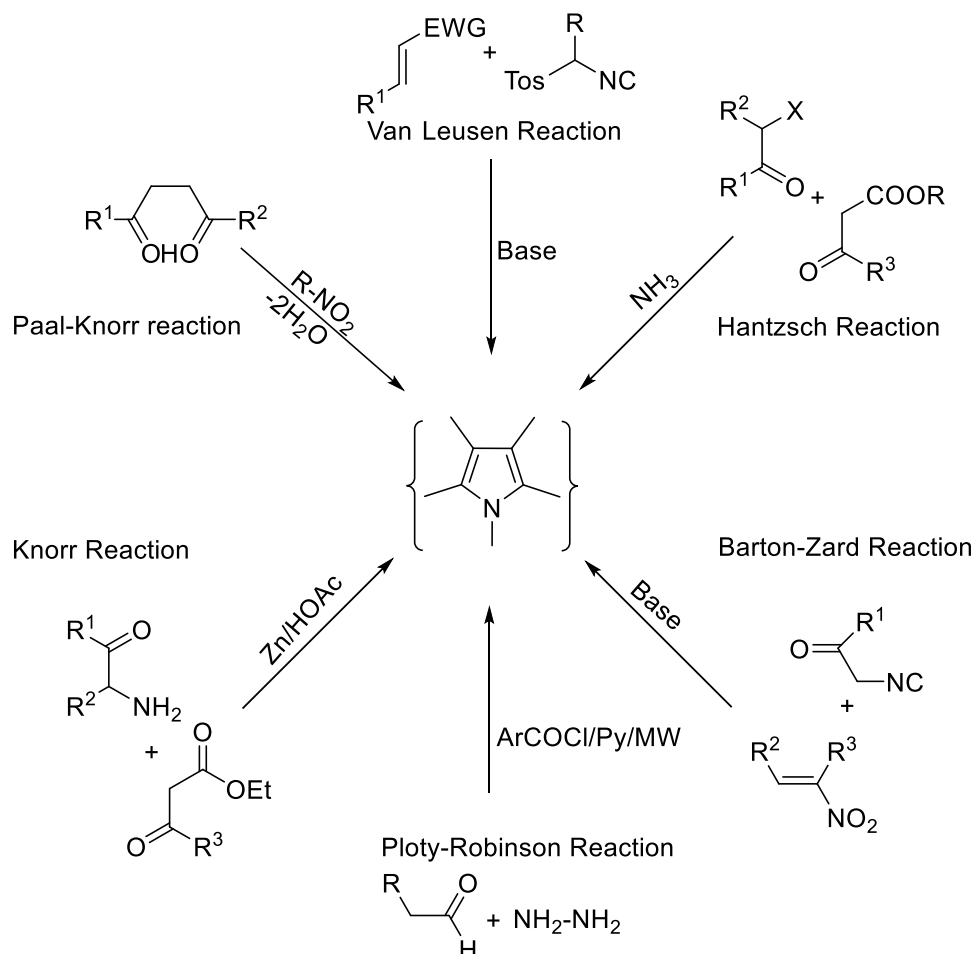


Figure 2. Typical cycloaddition methods for the synthesis of pyrroles

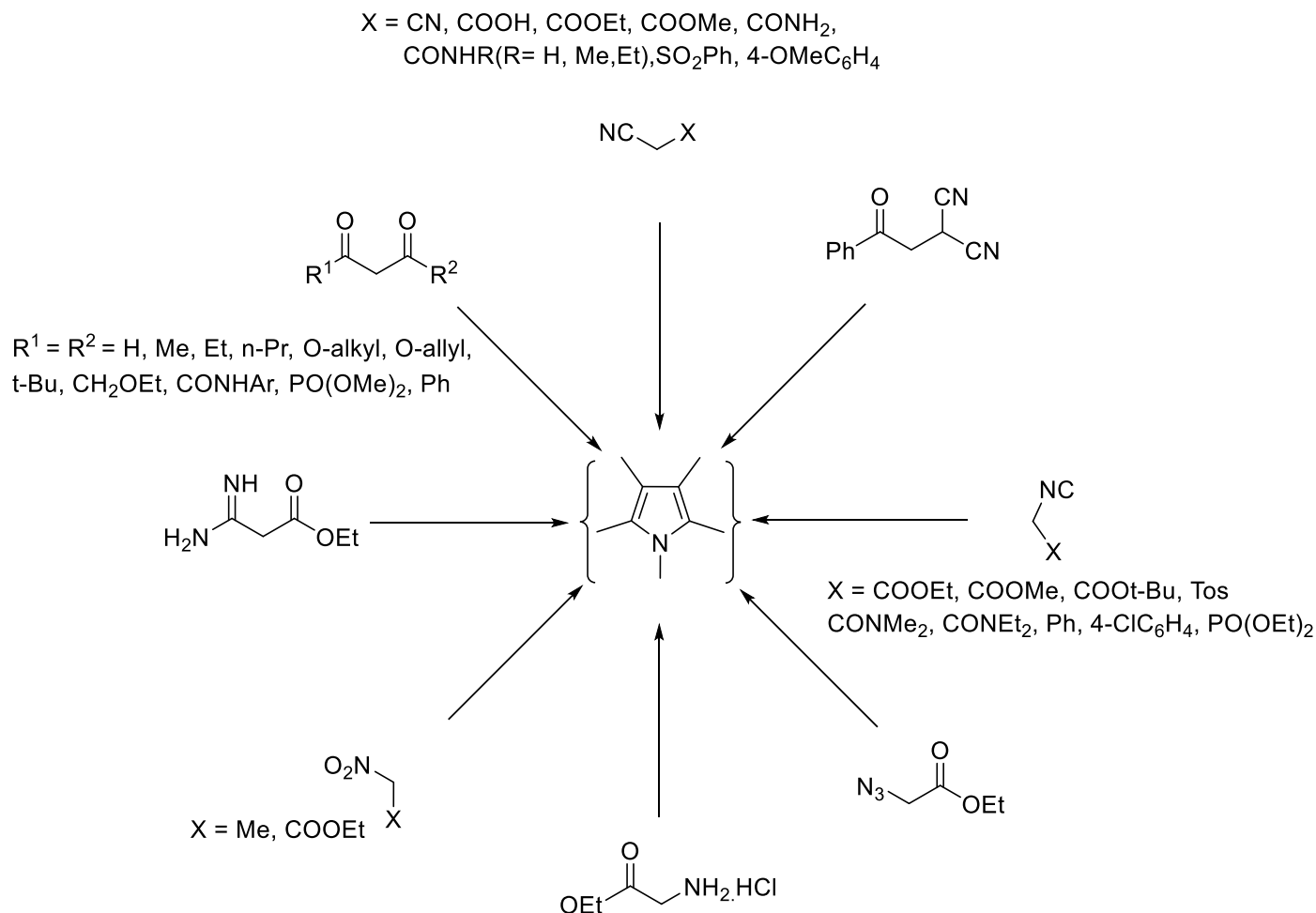
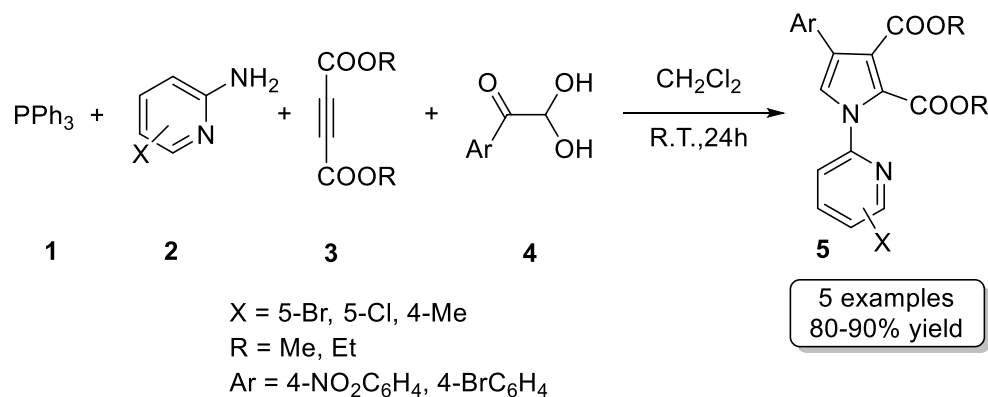


Figure 3. The syntheses of pyrroles using methylene active compounds

2. Pyrrole Syntheses using Arylglyoxals *via* Multicomponent Reactions

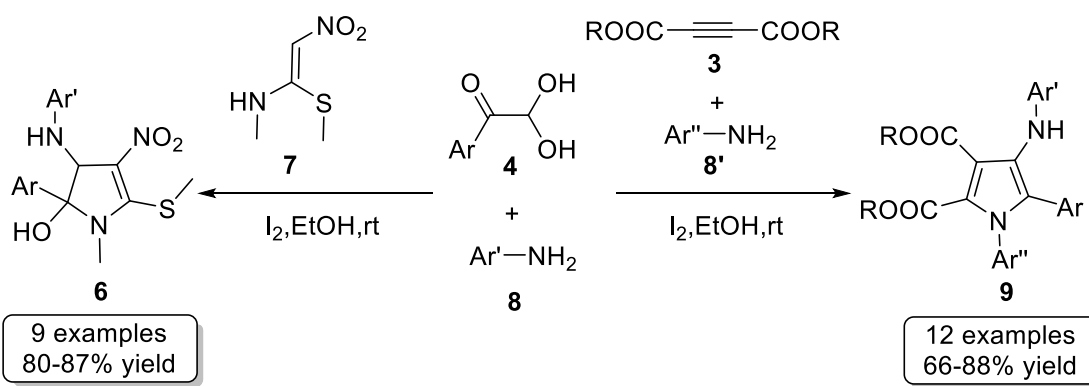
2.1 Synthesis of monocyclic pyrroles

The addition reaction of phosphines to electron-deficient carbon-carbon triple bonds is well known to produce a reactive zwitterionic intermediate, which can be trapped by various electrophiles. The reactions of adducts of dialkyl acetylenedicarboxylates with triphenylphosphine in the presence of a variety of organic acidic compounds, have been shown to trap the zwitterionic intermediates, to provide the synthesis of a series of carbocyclic and heterocyclic compounds through an efficient one-pot route. A four-component reaction leading to the substituted pyrroles **5** has been reported by Anaraki-Ardakani *et al.* with triphenylphosphine **1**, a 2-aminopyridine **2**, and dialkyl acetylenedicarboxylate **3** in the presence of arylglyoxals **4** at room temperature in dichloromethane, with good yields (Scheme 1).⁷⁴



Scheme 1. One-pot synthesis of substituted pyrroles by Anaraki-Ardakani *et al.*⁷⁴

In a recent environmentally benign and efficient contribution to these reactions, an iodine-promoted MCR protocol was described by Musawwer Khan and co-workers for the synthesis of two kinds of pyrrole. In a facile one-pot four-component reaction between dialkyl acetylenedicarboxylate **3**, aromatic amines **8** and arylglyoxals **4** catalyzed by 10 mol% of iodine in ethanol at room temperature, the 4-arylamino-2,3-dicarboxylate esters **9** were formed. Under the same reaction conditions, a three-component reaction between (*E*)-*N*-methyl-1-(methylthio)-2-nitroethenamine (NMSM, **7**), aromatic amines **8** and arylglyoxals **4** provided the novel dihydro-1*H*-pyrrole derivatives **6** (Scheme 2).⁷⁵



Ar = Ph, 4-MeOC₆H₄

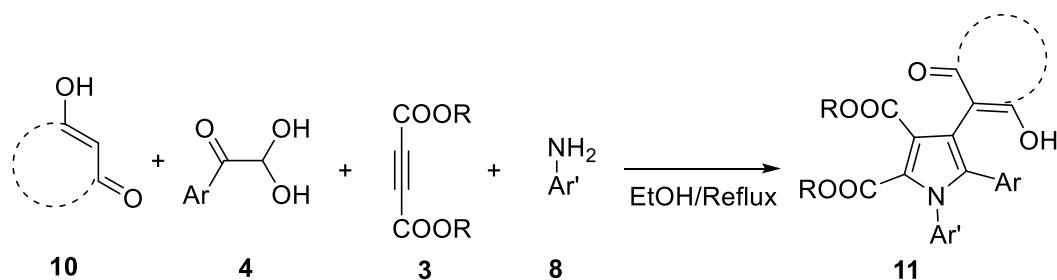
Ar' = Ph, 4-MeC₆H₄, 4-ClC₆H₄, 4-BrC₆H₄, 4-EtC₆H₄, 4-*i*-PrC₆H₄, 4-FC₆H₄, 4-MeOC₆H₄, 4-NO₂C₆H₄, 3,4-(Me)₂C₆H₃

Ar'' = Ph, 4-MeC₆H₄, 4-ClC₆H₄, 4-BrC₆H₄, 4-EtC₆H₄, 4-*i*-PrC₆H₄, 4-FC₆H₄, 4-MeOC₆H₄,

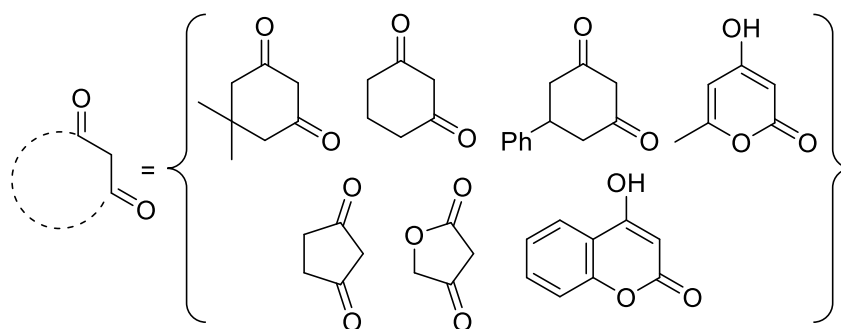
R = Et

Scheme 2. One-pot syntheses of substituted pyrroles developed by Musawwer Khan *et al.*⁷⁵

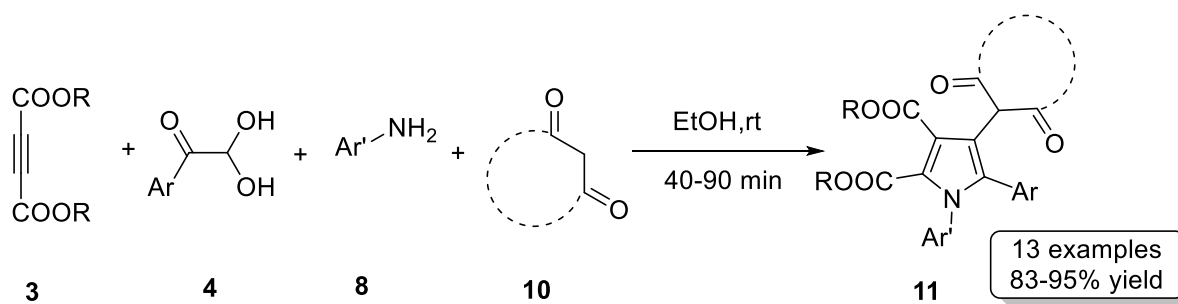
Wang's group studied the four-component reaction between 1,3-dicarbonyl compounds **10**, arylglyoxals **4**, a dialkyl acetylenedicarboxylate **3** and aromatic amines **8** in ethanol as solvent under reflux and catalyst-free conditions; the reaction proceeded especially well, affording the expected products **11** in high yields (Scheme 3).⁷⁶



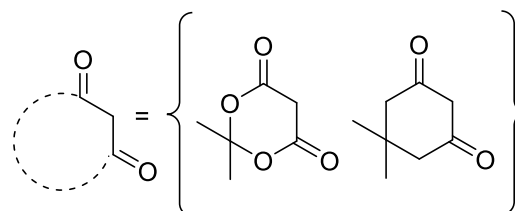
R = Me, Et

Ar = Ph, 4-MeC₆H₄, 4-MeOC₆H₄, 4-ClC₆H₄, 4-BrC₆H₄Ar' = Ph, 4-MeC₆H₄, 4-MeOC₆H₄, 4-ClC₆H₄, 4-BrC₆H₄, 4-FC₆H₄,4-NO₂C₆H₄, 3-ClC₆H₄, 2-ClC₆H₄, *n*-Bu-C₆H₄, 3,5-Me₂C₆H₃44 examples
74-93% yield**Scheme 3.** Wang's four-component synthesis of polyfunctionalized pyrroles.⁷⁶

Mehrabi and coworkers reported similar reactions but under rather milder conditions. To explore the scope of this transformation a series of pyrrole derivatives **11** was prepared in a one-pot four-component reaction; a mixture of various aromatic amines **8** with arylglyoxals **4**, dialkyl acetylenedicarboxylate **3** and Meldrum's acid or dimedone **10** was stirred in ethanol at room temperature (Scheme 4). Again, excellent yields were reported.⁷⁷

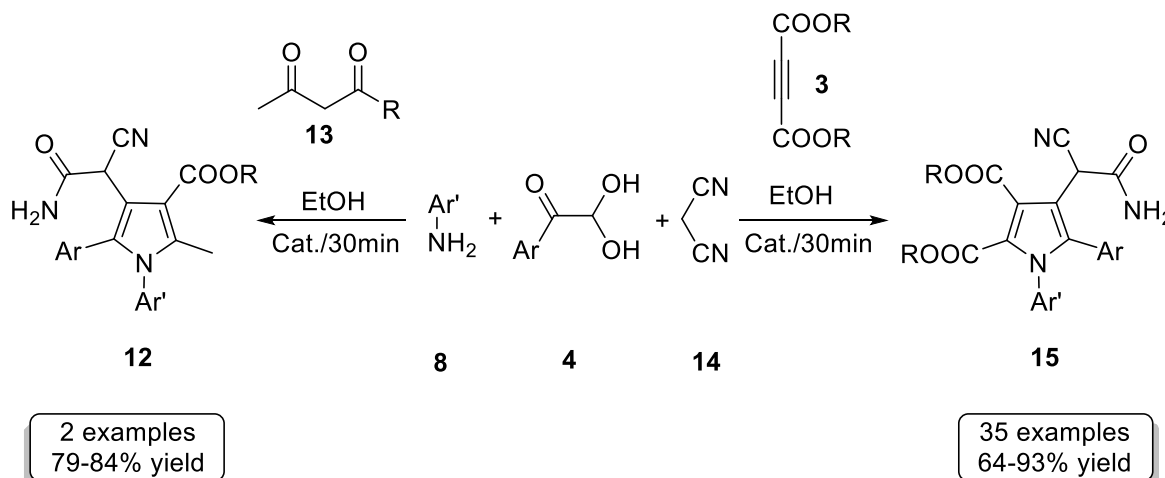
13 examples
83-95% yield

R = Me, Et

Ar = Ph, 4-ClC₆H₄, 4-MeC₆H₄, 4-BrC₆H₄Ar' = Ph, 4-ClC₆H₄, 4-MeC₆H₄, 4-MeOC₆H₄**Scheme 4.** Four-component synthesis of polysubstituted pyrroles described by Mehrabi *et al.*⁷⁷

A very efficient synthesis of the polysubstituted pyrroles **12** and **15**, was reported by Shi and coworkers. A 1:1:1:1 mixture of arylglyoxals **4**, anilines **8**, dialkyl acetylenedicarboxylates **3** or alkyl acetoacetates **13**, and

malononitrile **14** in the presence of the phase-transfer catalyst TEBAC in ethanol as solvent at reflux temperature, was found to lead to pyrroles (Scheme 5).⁷⁸



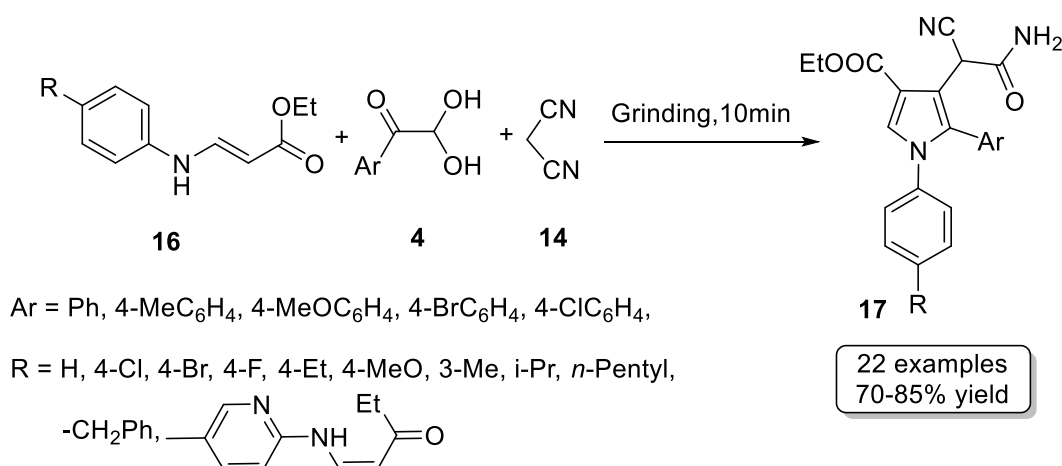
R = Me, Et

Ar = Ph, 4-MeC₆H₄, 4-ClC₆H₄, 4-FC₆H₄, Thiophen-2-ylC₆H₄

Ar' = Ph, 4-ClC₆H₄, 4-MeOC₆H₄, 4-i-PrC₆H₄, 4-BrC₆H₄, 4-NO₂C₆H₄, 3-ClC₆H₄, 3-Cl-4-MeC₆H₃, 3,5-Me₂C₆H₃, 4-EtOC₆H₄, 3-OHC₆H₄, 2,4-Me₂C₆H₃, 2-EtC₆H₄, 4-FC₆H₄

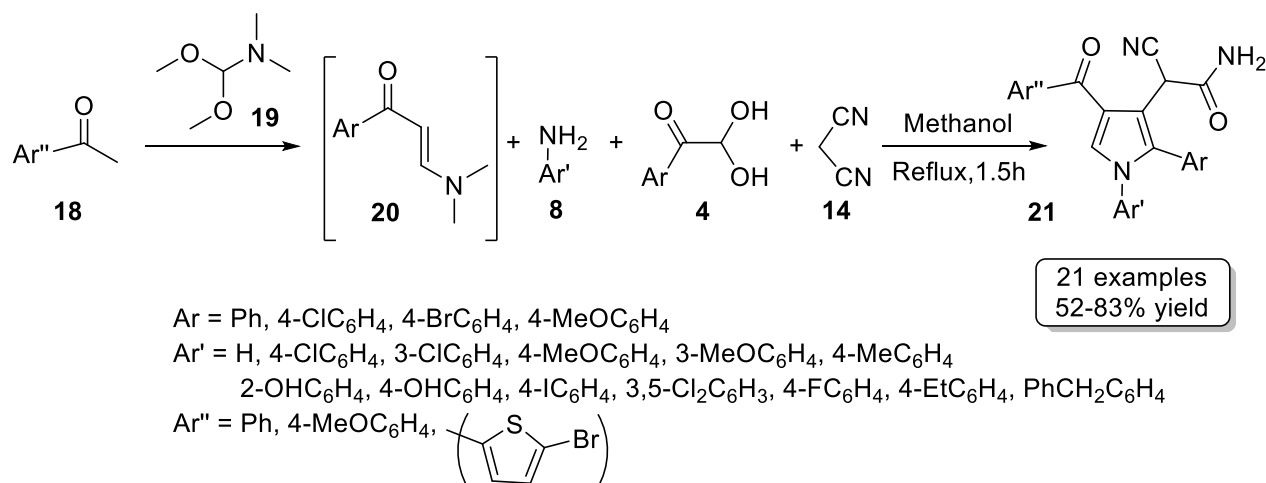
Scheme 5. Synthesis of pyrroles developed by Shi and co-workers.⁷⁸

For the synthesis of polysubstituted pyrroles **17**, Dhinakaran and coworkers have developed an efficient domino protocol from the one-pot, three-component domino reactions of arylglyoxals **4**, malononitrile **14** and ethyl (*E*)-3-(4-aryl amino)acrylates **16** under solvent- and catalyst-free conditions simply by grinding (Scheme 6).⁷⁹



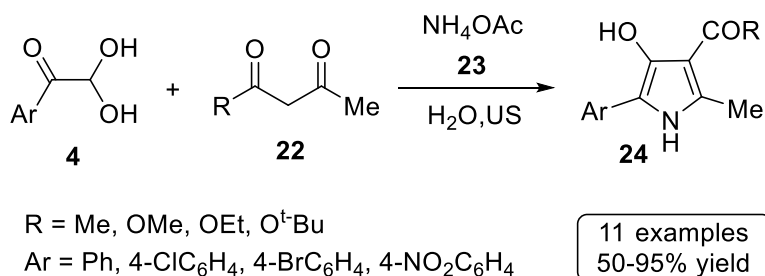
Scheme 6. Three-component synthesis of multifunctionalized pyrroles.⁷⁹

The polysubstituted pyrroles **21** have been synthesized via a coupling reaction involving acetophenone **18**, *N,N*-dimethylformamide dimethylacetal **19**, substituted amines **8**, arylglyoxals **4** and malononitrile **14** in methanol under reflux, leading to the novel pyrrole cyanoacetamides **21** in good yields (Scheme 7).⁸⁰



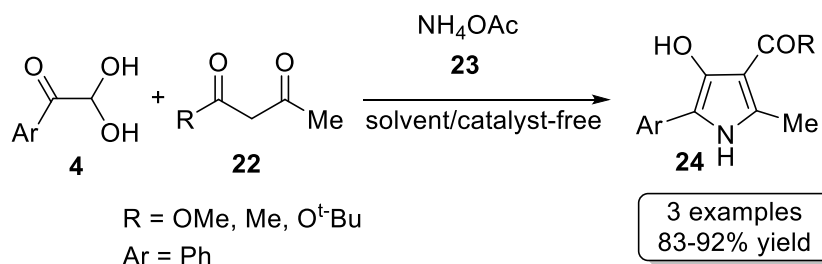
Scheme 7. Synthesis of substituted pyrroles developed by Ambethkar.⁸⁰

Eftekhary-Sis *et al.* reported an efficient and facile procedure for the synthesis of pyrrole heterocycles **24** by the reaction of various substituted arylglyoxals **4** and β -dicarbonyl compounds **22** in the presence of ammonium acetate **23** under ultrasound irradiation (US) (Scheme 15).⁸¹



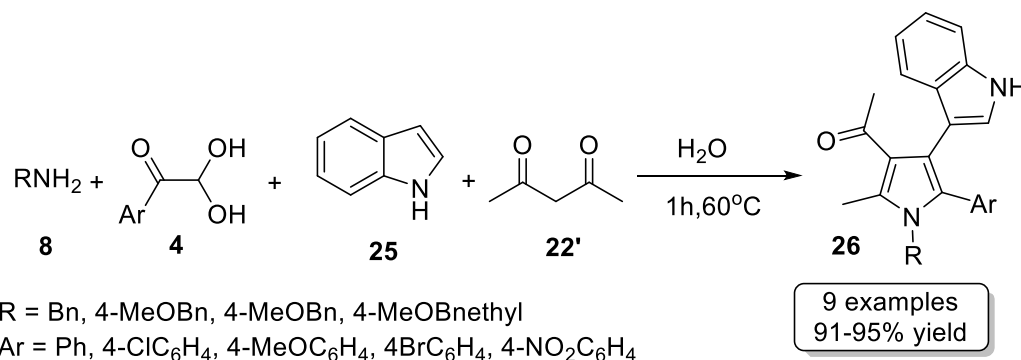
Scheme 8. Ultrasound-assisted synthesis of pyrrole derivatives.⁸¹

Further research into the synthesis of tetrasubstituted pyrroles **24** by Bhat's group with the reaction of 1,3-dicarbonyls **22**, and arylglyoxals **4** with ammonium acetate **23** under solvent- and catalyst-free conditions yielded only one regioisomer (Scheme 16).⁸²



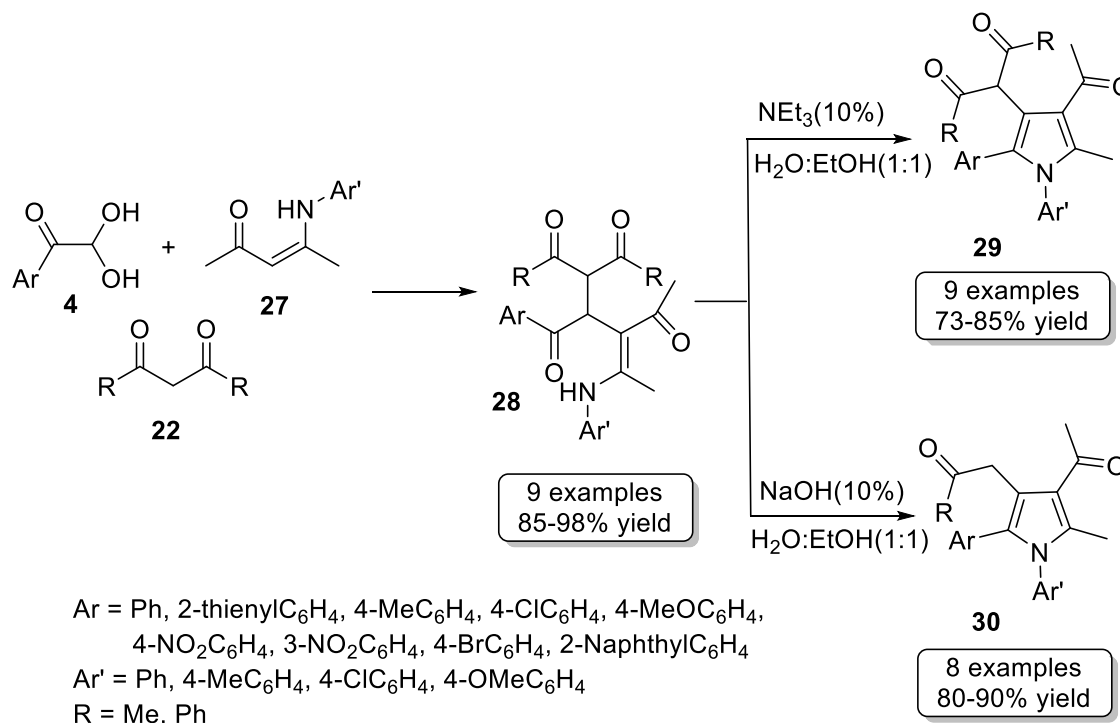
Scheme 9. Synthesis of fully substituted pyrroles reported by Bhat.⁸²

Anary-Abbasinejad's group has reported a green MCR approach for the synthesis of a series of pyrrole derivatives **26**. Thus, the four-component domino reaction between arylglyoxals **4**, acetylacetone **22'**, indole **25** and aliphatic amines in water as a solvent in the absence of any catalyst afforded indole derivatives in excellent yields (Scheme 10).⁸³



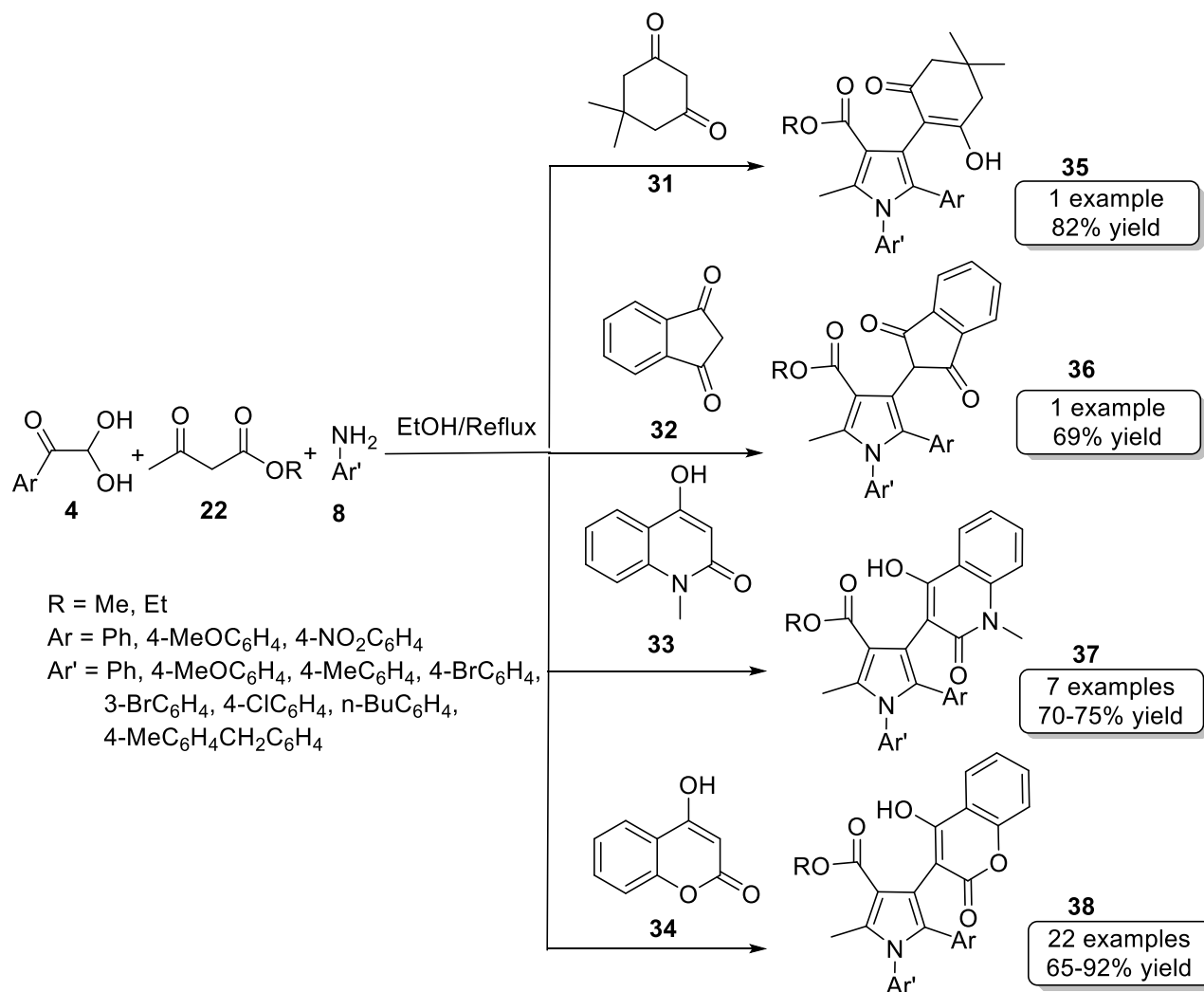
Scheme 10. Four-component synthesis of indolyl pyrroles.⁸³

Looking further into this reaction, Anary-Abbasinejad and his group studied the three-component reaction between arylglyoxals **4**, acetylacetone **22** and enaminoketones **27** (Scheme 11).⁸⁴ A mixture of **4** and acetylacetone **22** was stirred in water at 100 °C. Then **27** was added and the mixture was heated at 100 °C, to afford pure 3-acetyl-4-(4-bromobenzoyl)-5-[1-(*p*-tolylamino)ethylidene]heptane-2,6-dione **28**. When the reaction was carried out in 1:1 water–ethanol mixture in the presence of 10 mol% of NaOH under reflux conditions, one of the acetyl groups of an acetylacetone moiety of **28** was removed and the only isolated product was the pyrrole derivative **30**. Similar results were obtained when Et₃N was used as catalyst under reflux condition for the synthesis of pyrrole derivative **29**.



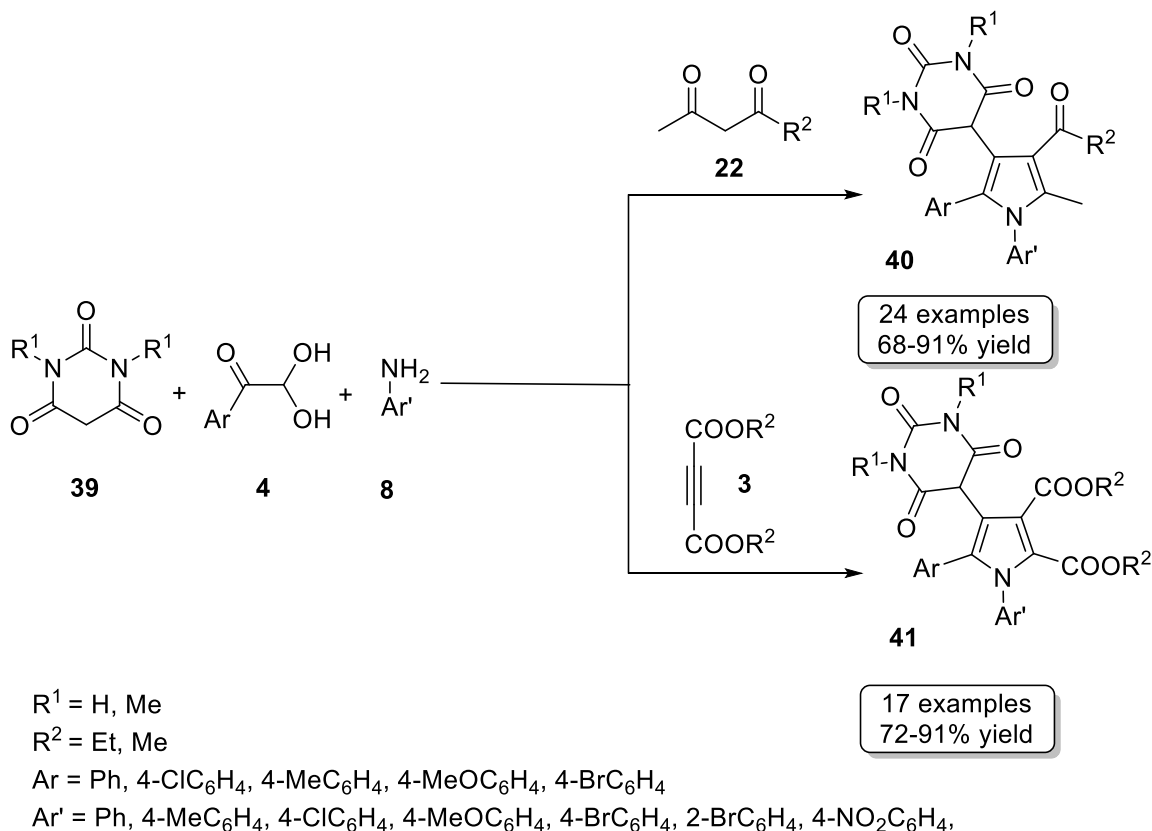
Scheme 11. Three-component synthesis of multifunctionalized pyrroles.⁸⁴

The polysubstituted pyrrole derivatives **35-38** were prepared by Choudhury and co-workers in four-component reactions between cyclic 1,3-dicarbonyl compounds **31-34**, β-keto esters **22**, arylglyoxals **4** and amines **8** under catalyst-free conditions as shown in Scheme 12.⁸⁵



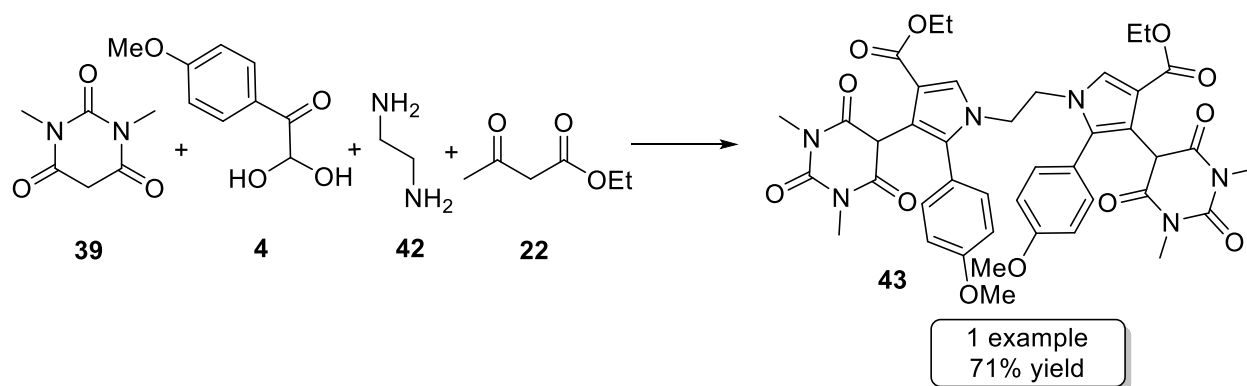
Scheme 12. One-pot synthesis of substituted pyrroles.⁸⁵

A one-pot multicomponent process has been developed by Dommaraju and Prajapati for the formation of poly-functionalized pyrimidin-5-yl-pyrroles **40** and **41** by reacting equimolar amounts of various anilines **8**, barbituric acid derivatives **39**, arylglyoxals **4** and ethyl acetoacetate **22** or dialkyl acetylenedicarboxylates **3**, in ethanol as solvent under reflux conditions (Scheme 13).⁸⁶



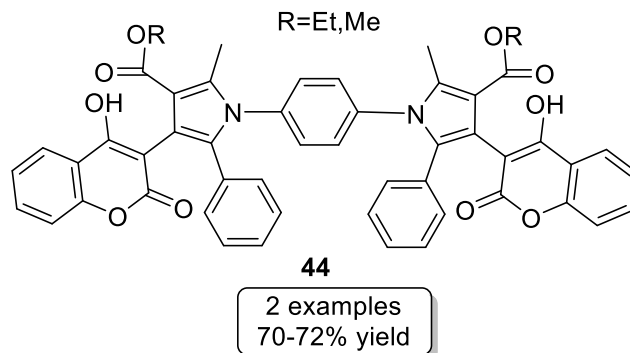
Scheme 13. Three-component synthesis of pyrroles.⁸⁶

In addition, when 1,2-diaminoethane **42** was used as a substrate, the 1,2-bispyrrole derivative **43** was obtained in moderate yield (Scheme 14). When the reaction was performed with the reactants in stoichiometric ratios under same conditions the desired product was obtained in good yield.

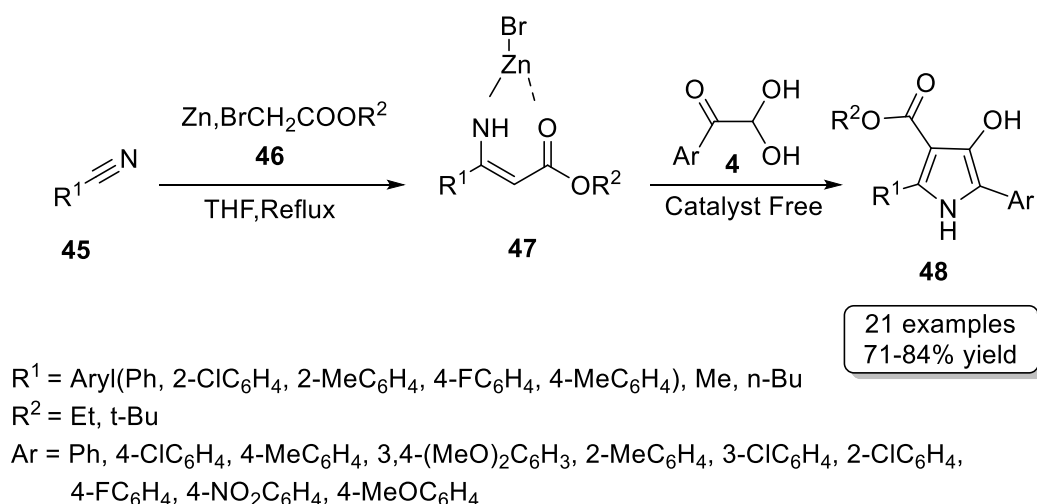


Scheme 14. Multicomponent syntheses of a bispyrrole derivative.⁸⁶

Other bispyrroles formed from a diamine are compounds **44**, prepared by Choudhury *et al.*⁸⁵ from *p*-phenylenediamine with ethyl or methyl acetoacetate, phenylglyoxal **4**, and 4-hydroxycoumarin **34**.

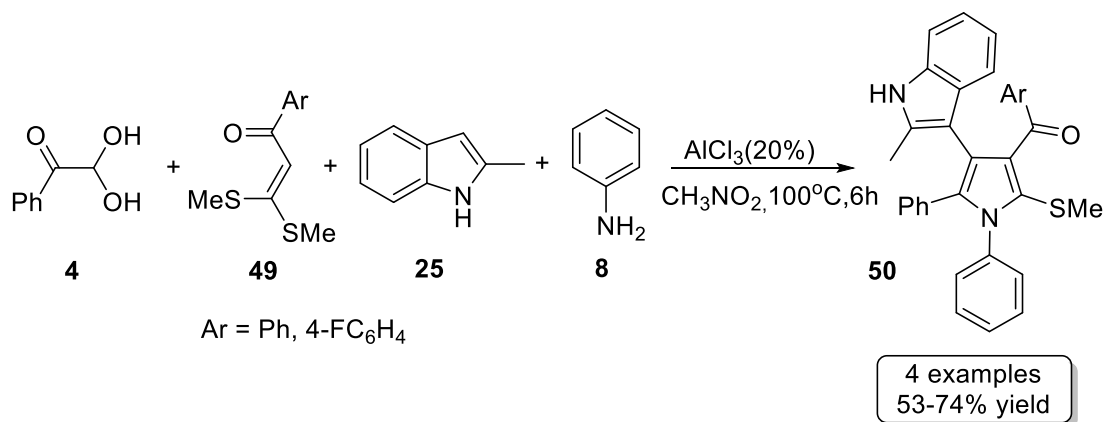


Chen *et al.* reported a highly efficient one-pot regioselective synthesis of pyrrole derivatives **48** by a sequential reaction of nitriles with α -bromoesters and arylglyoxals **4** (Scheme 15).⁸⁷ The Blaise reaction intermediate **47** was generated *in situ* from the reaction of benzonitrile **45** with the bromoester **46** in THF under catalyst-free condition. The tandem reaction of the intermediate **47** with arylglyoxals proceeded smoothly in THF under room temperature for 30 min to afford the corresponding pyrroles **48** in good yields.



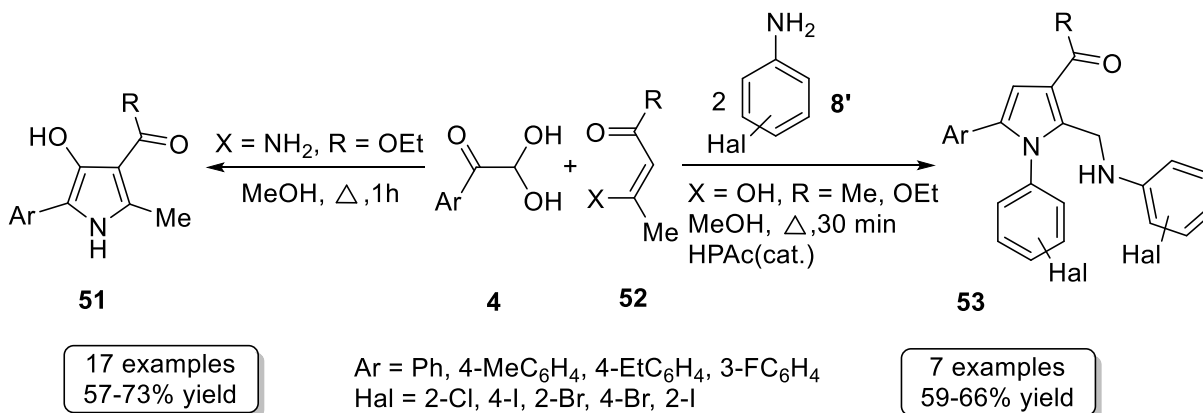
Scheme 15. Two-step synthesis of pyrroles *via* the Blaise reaction.⁸⁷

Liu *et al.* have reported the synthesis of indolyl-substituted pyrroles **50** by the reaction of arylglyoxals **4** with the dithioacetal **49**, aniline **8** and 2-methylindole **25** in nitromethane using AlCl_3 as catalyst in a four-component reaction (Scheme 16).⁸⁸



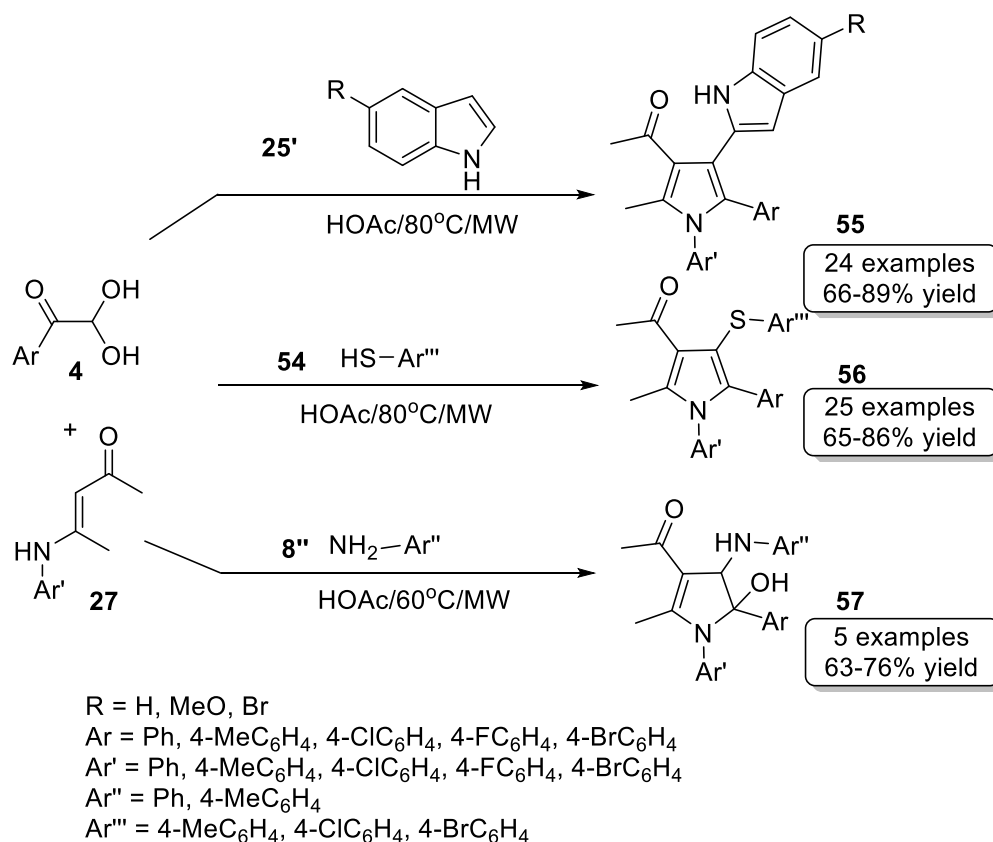
Scheme 16. Four-component synthesis of multifunctionalized pyrroles.⁸⁸

A convenient method for the synthesis of polysubstituted pyrrole scaffolds has been reported by Kolos and co-workers.⁸⁹ Refluxing of arylglyoxals **4**, acetoacetic ester or its derivatives **52**, and substituted anilines **8** in methanol with added catalytic amounts of acetic acid was found to result in precipitation of substituted pyrroles **51** or **53** from the hot reaction mixture after 30 min (Scheme 17).



Scheme 17. One-pot reaction of substituted pyrroles.⁸⁹

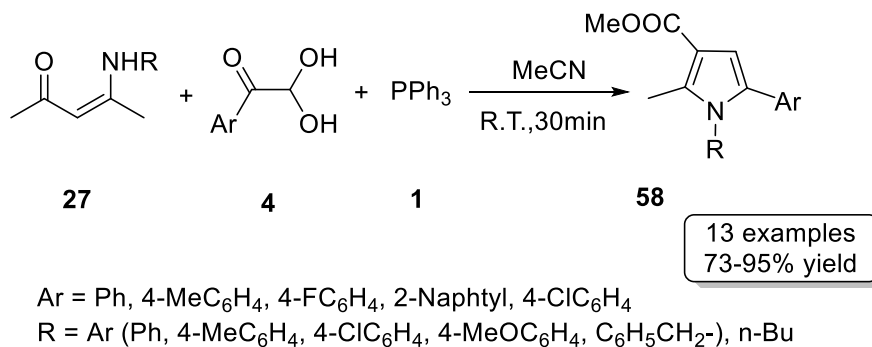
Liu *et al.* reported the highly efficient annulation of enaminones **27** with arylglyoxals **4** and indoles **25'**, thiophenol **54** or arylamines **8''**, yielding fully substituted pyrroles **55-57** via three-component domino reactions involving indolisation and thiolation processes (Scheme 18).⁹⁰



Scheme 18. Three-component pyrrole synthesis of Liu *et al.*⁹⁰

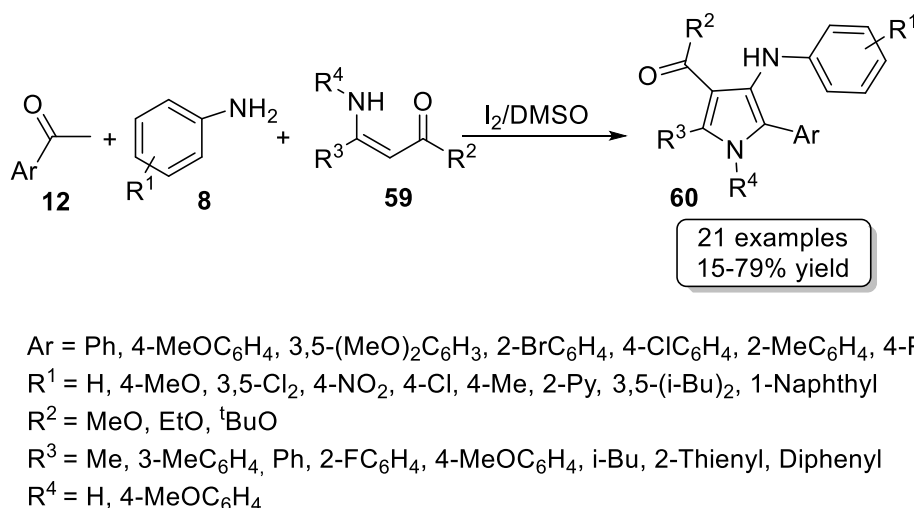
The synthesis of pyrrole derivatives **58** was accomplished by Masoudi and Anary-Abbasinejad using the reaction between arylglyoxals **4** with 4-phenylamino-3-pentene-2-one **27** in acetonitrile (Scheme 19).⁹¹

Triphenylphosphine **1** was added after 10 min of stirring, to form substituted pyrrole **58** and triphenylphosphine oxide.



Scheme 19. Anary-Abbasinejad's three-component synthesis of polyfunctionalized pyrroles.⁹¹

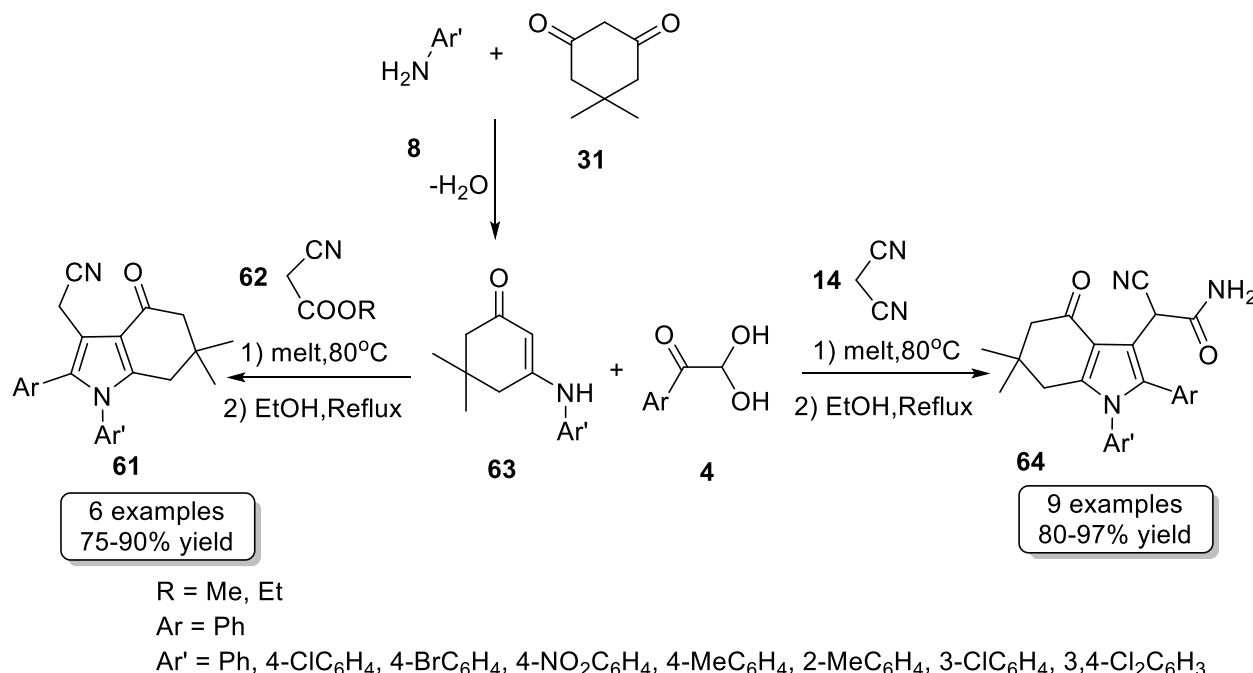
Considering the significance of iodine-mediated oxidation of methyl ketones, Jalani *et al.* investigated the one-pot synthesis of substituted pyrroles under the influence of a co-product promoted Povarov reaction of acetophenone **18**, arylamines **8**, and α -keto esters **59**. They used enamine such as methyl-3-aminobut-2-enoate instead of α -keto esters to permit the nucleophilic addition of enamine to the C-acylimine ion, which could then be followed through intramolecular cyclization to the formation of 4-aminopyrroles **60** (Scheme 20).⁹²



Scheme 20. Multicomponent syntheses of pyrroles reported by Jalani *et al.*⁹²

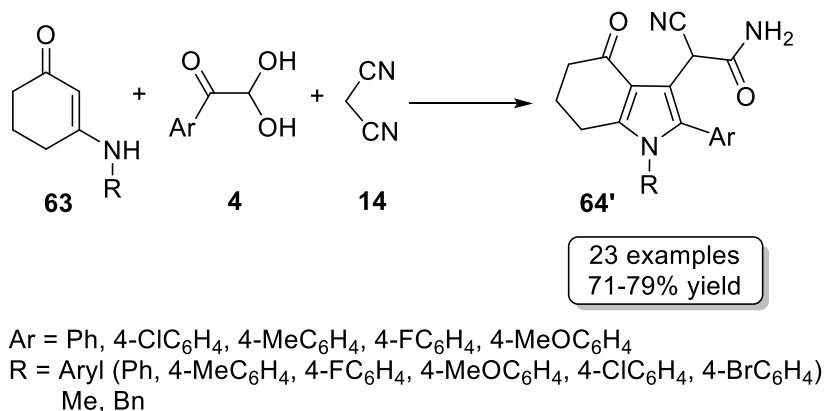
2.2 Synthesis of 1,5,6,7-dihydro-4H-indol-4-ones and other indoles

Recently, a four-component reaction leading to the fused pyrrole derivatives **61** and **64** was reported: the reaction of dimedone **31** and various anilines **8** proceeds by one-pot reaction under solvent-free conditions at 80 °C to produce the enaminone adduct intermediate **63**. The sequential addition of arylglyoxals **4** and malononitrile **14** or ethyl cyanoacetate or methyl cyanoacetate **62** in ethanol successfully gave the desired product in good yields. It is noteworthy that when malononitrile **14** was used, the reaction led to the formation of **64** in excellent yield and using ethyl or methyl cyanoacetate **62** led to product **61** (Scheme 21).⁹³



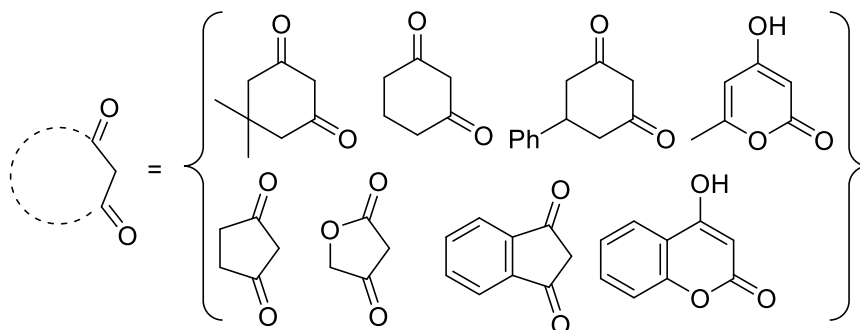
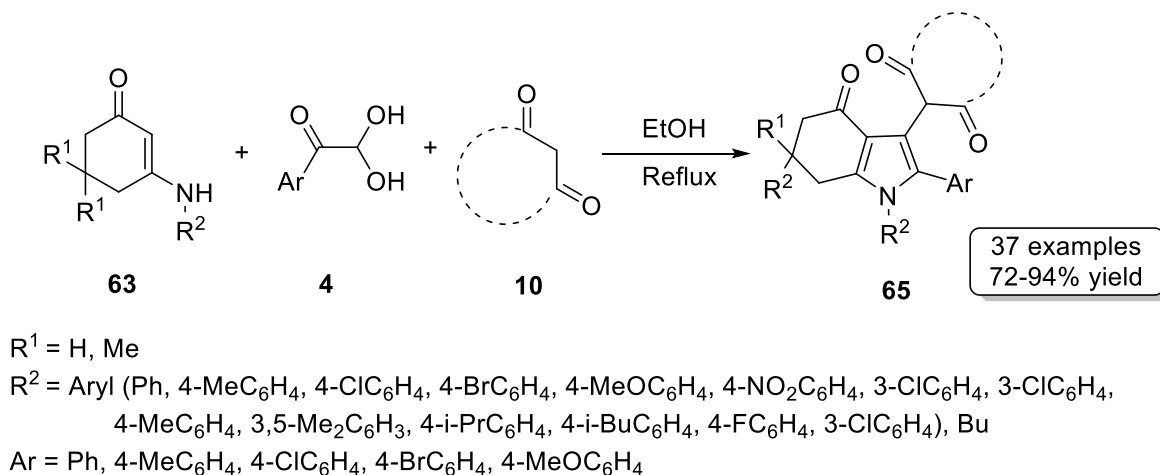
Scheme 21. Four-component synthesis of fused pyrroles developed by Bayat *et al.*⁹³

Recently, Indian researchers have reported that the domino condensation of arylglyoxals **4**, enaminones **63**, and malononitrile **14** can produce highly substituted pyrrole and tetrahydroindole derivatives, *e.g.* **64'**, in high yield by a one-pot reaction (Scheme 22).⁹⁴



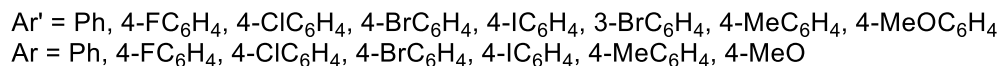
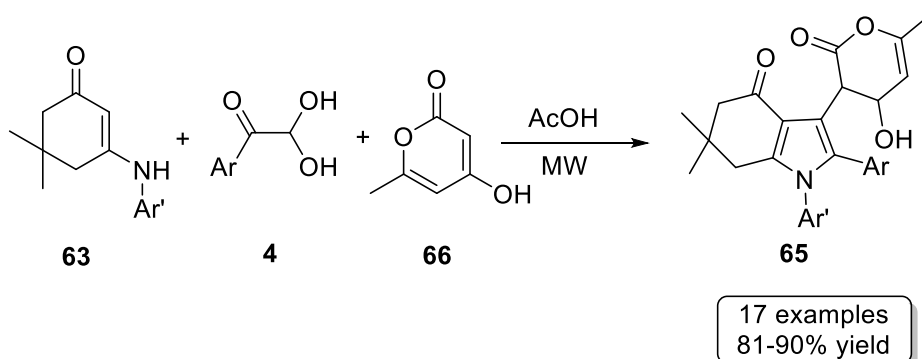
Scheme 22. Synthesis of tetrahydroindoles from arylglyoxals, enamines and malononitrile.⁹⁴

Wang and Shi studied the three-component reaction of 1,3-dicarbonyl compounds **10**, arylglyoxals **4**, and enaminone **63** (Scheme 23) for the synthesis of functionalized dihydro-1*H*-indol-4(5*H*)-ones **65** via one-pot three-component reactions under catalyst-free conditions.⁹⁵ The reaction mixture was tested under a variety of different conditions to study the effects of solvent and temperature.



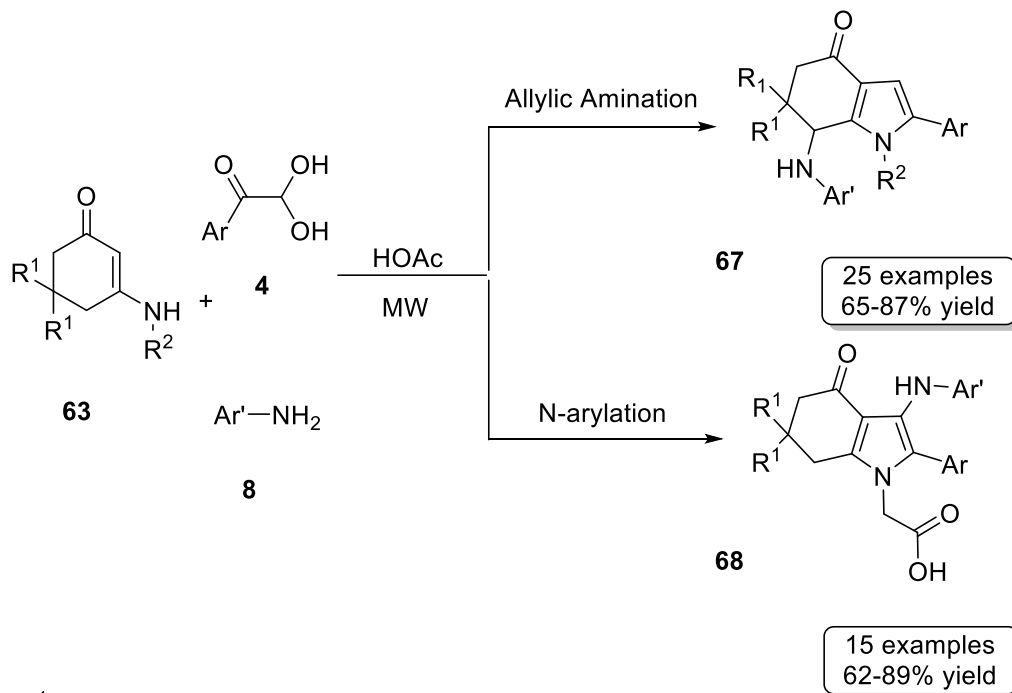
Scheme 23. Three-component synthesis of 6,7-dihydroindol-4(5H)-ones.⁹⁵

During another study of this topic, there was reported the three-component domino [3+2] heterocyclization of arylglyoxals **4**, *N*-arylenaminones **63**, and 4-hydroxy-6-methyl-2*H*-pyran-2-one **66**, providing fused pyrroles **65** on microwave irradiation in the presence of acetic acid (Scheme 24).⁹⁶ The attractive aspect of this reaction is the fact that the construction of the pyrrole skeleton and the direct C3 pyranation were readily achieved in an intermolecular fashion in a single step.



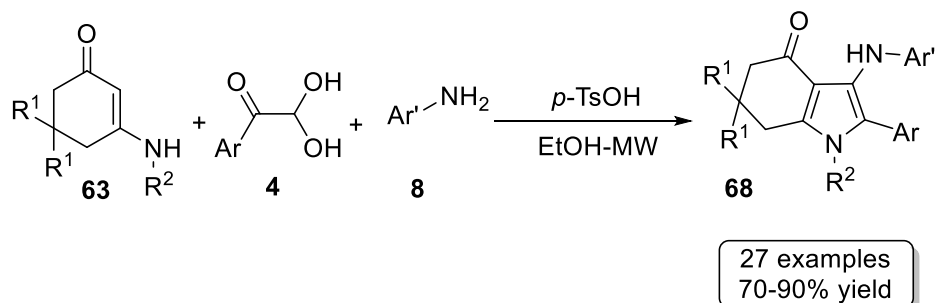
Scheme 24. Three-component synthesis of fused pyrroles.⁹⁶

Further, Jiang *et al.* developed related novel domino reactions for the synthesis of polyfunctionalized fused pyrroles **67** and **68** that allows the incorporation of nucleophilic moieties into the pyrrole C-4 position. This method is based on the microwave-promoted reaction between various *N*-substituted enaminones **63** and arylamines **8** with arylglyoxals **4** in the presence of acetic acid (Scheme 25).⁹⁷



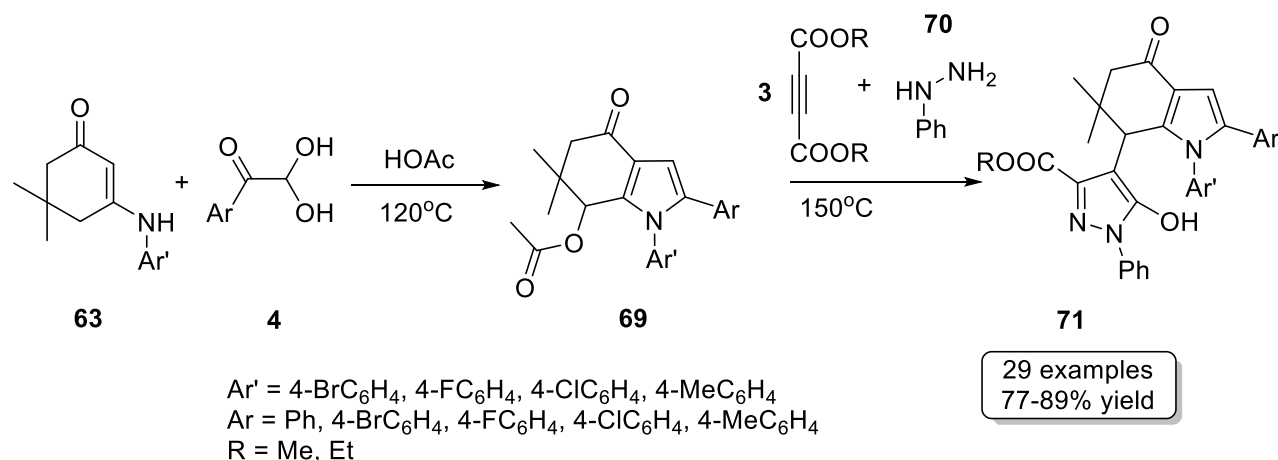
Scheme 25. Jiang's synthesis of polyfunctionalized fused pyrroles.⁹⁷

Recently, Jiang's group has reported a series of three-component reaction between arylglyoxals **4**, enaminones **63**, and an arylamine **8** to form 3-arylaminoinindole derivatives **68** (Scheme 26).⁹⁸



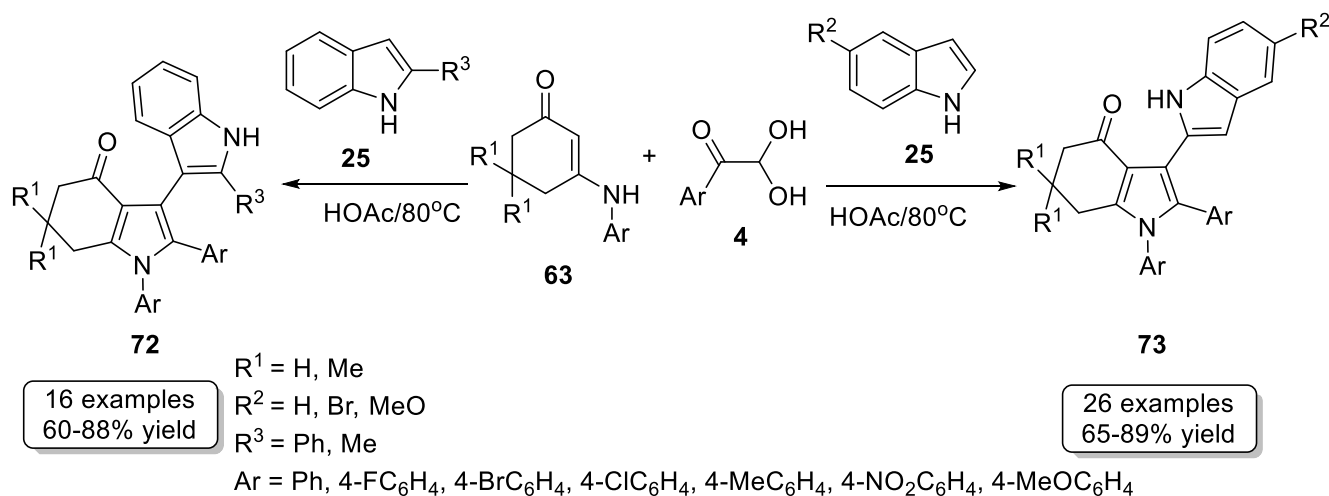
Scheme 26. Three-component dihydroindolone synthesis of Jiang *et al.*⁹⁸

The pseudo-four-component reaction between one equivalent of enaminones **63** with arylglyoxals **4**, phenylhydrazine **70**, and dialkyl acetylenedicarboxylates **3** was reported by Tu *et al.* to afford multifunctionalized fused indole derivatives **71** selectively in good yields (Scheme 27).⁹⁹ The mixture of enaminones **63** and arylglyoxals **4** in HOAc was firstly heated at 120 °C under microwave irradiation, and then phenylhydrazine **70** and dialkyl acetylenedicarboxylates **3** were added into the mixed system at 150 °C, to form substituted pyrrole **71**.



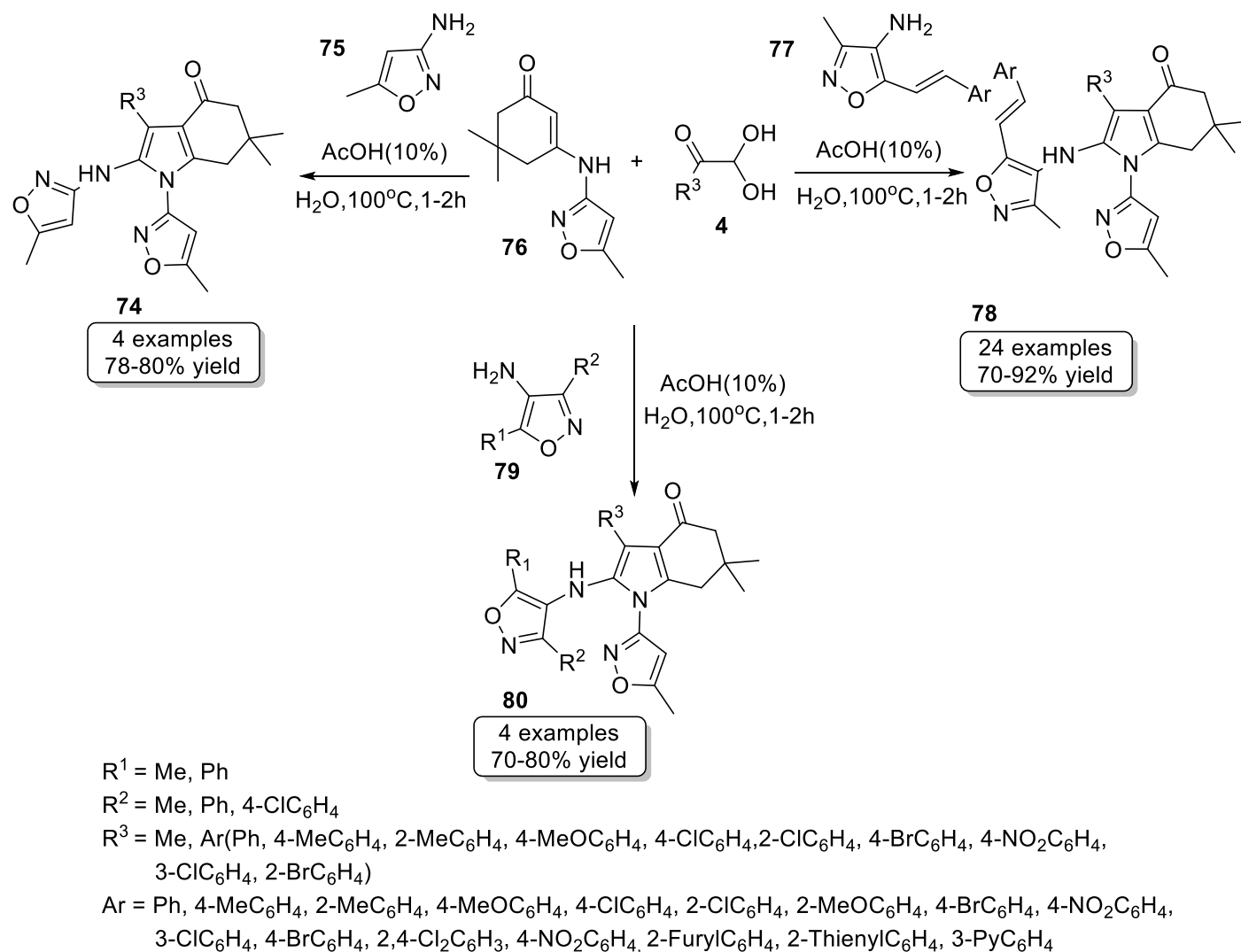
Scheme 27. Tu's synthesis of polysubstituted tetrahydroindol-4-ones.⁹⁹

The three-component reaction of enaminones **63**, arylglyoxals **4**, and indoles **25**, in HOAc under microwave irradiation to give **72** and **73** in high yields has also been reported (Scheme 28).¹⁰⁰



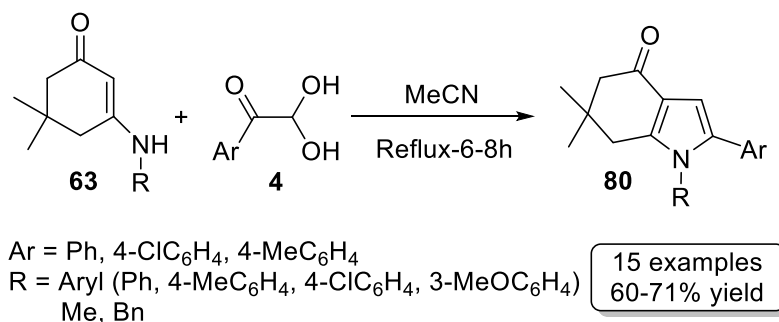
Scheme 28. Three-component synthesis of pyrroles starting from enaminones, arylglyoxals and indoles.¹⁰⁰

Recently a new, green protocol was investigated for the construction of bis-isoxazolyamino dihydro-1*H*-indol-4(5*H*)-one derivatives **74**, **78**, and **80**. The generality of the reaction was established by employing *N*-isoxazoly enaminone **76** with arylglyoxals **4** and a series of isoxazoles **75**, **77**, and **79** in the reaction process to produce the desired products in good to excellent yields in water and AcOH as catalyst under metal-free and refluxing conditions (Scheme 29).¹⁰¹



Scheme 29. The synthesis of bis-isoxazolyl-1*H*-indol-4(5*H*)-one derivatives of Reddy and Kumar.¹⁰¹

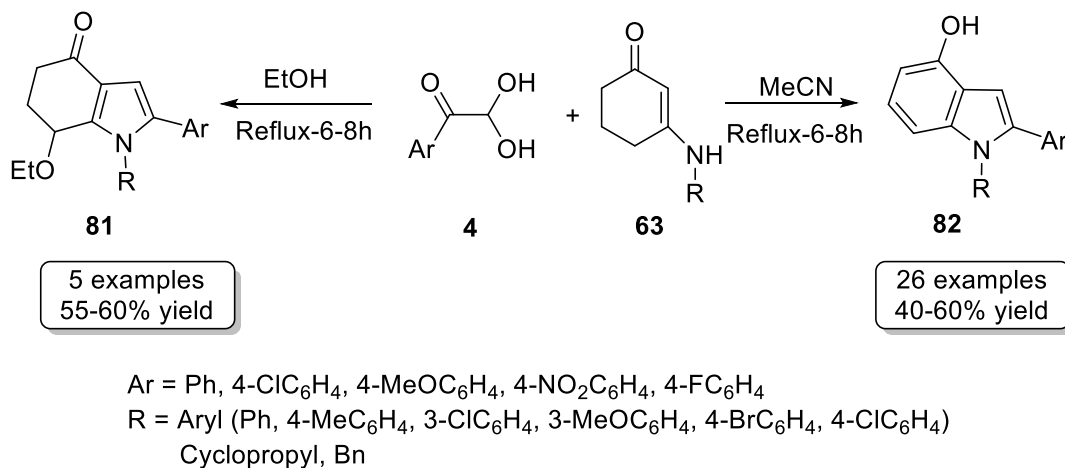
Maity's group has reported the simple reaction of arylglyoxals **4** and enaminones **63**, for the synthesis of fused pyrrole derivatives **81** through microwave-assisted reactions under neutral conditions and in a non-nucleophilic solvent, without the use of any catalyst (Scheme 30).¹⁰²



Scheme 30. Maity's synthesis of fused pyrroles.¹⁰²

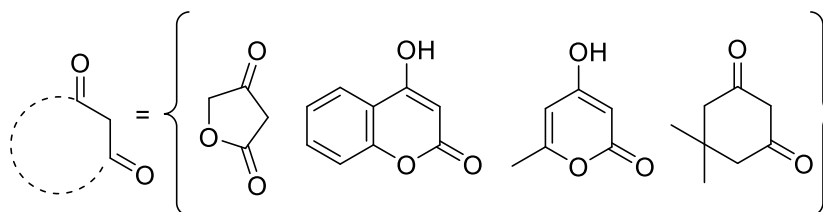
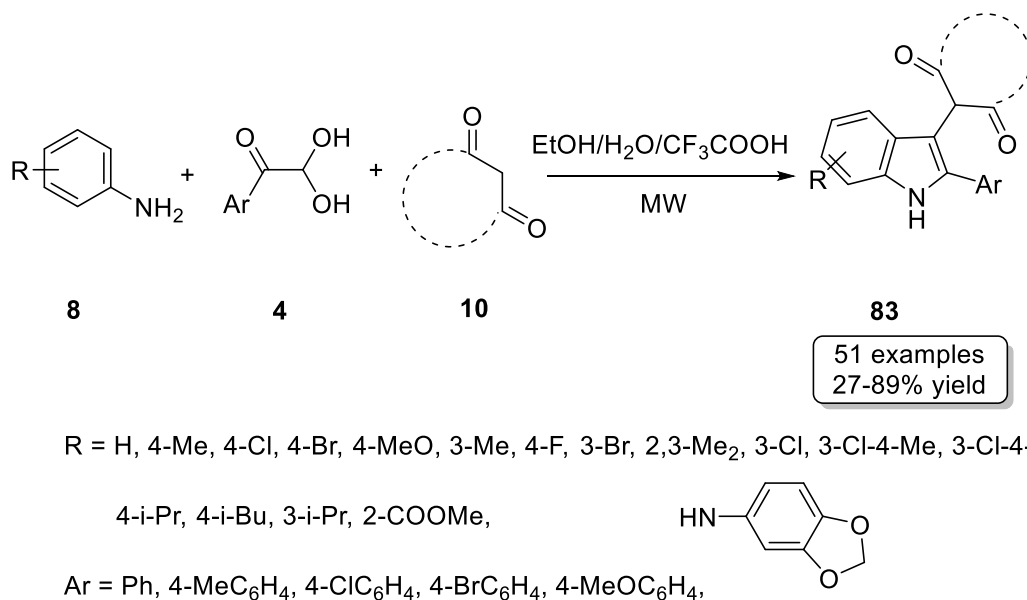
Continuing these investigations, Maity observed that heating a mixture of 3-arylamino-cyclohex-2-enones **63** and arylglyoxals **4** at reflux in a non-nucleophilic solvent such as acetonitrile produced indol-4-ol derivatives **82** within 6–8 h in moderate-to-good yields. Surprisingly, completely different products were formed in a nucleophilic solvent such as ethanol; heating arylglyoxals **4** and enamine **63** in ethanol at reflux produced

tetrahydroindol-4-one derivatives **81** in 6–8 h in good yields (Scheme 31).¹⁰³ In this case a solvent molecule is incorporated into the product.



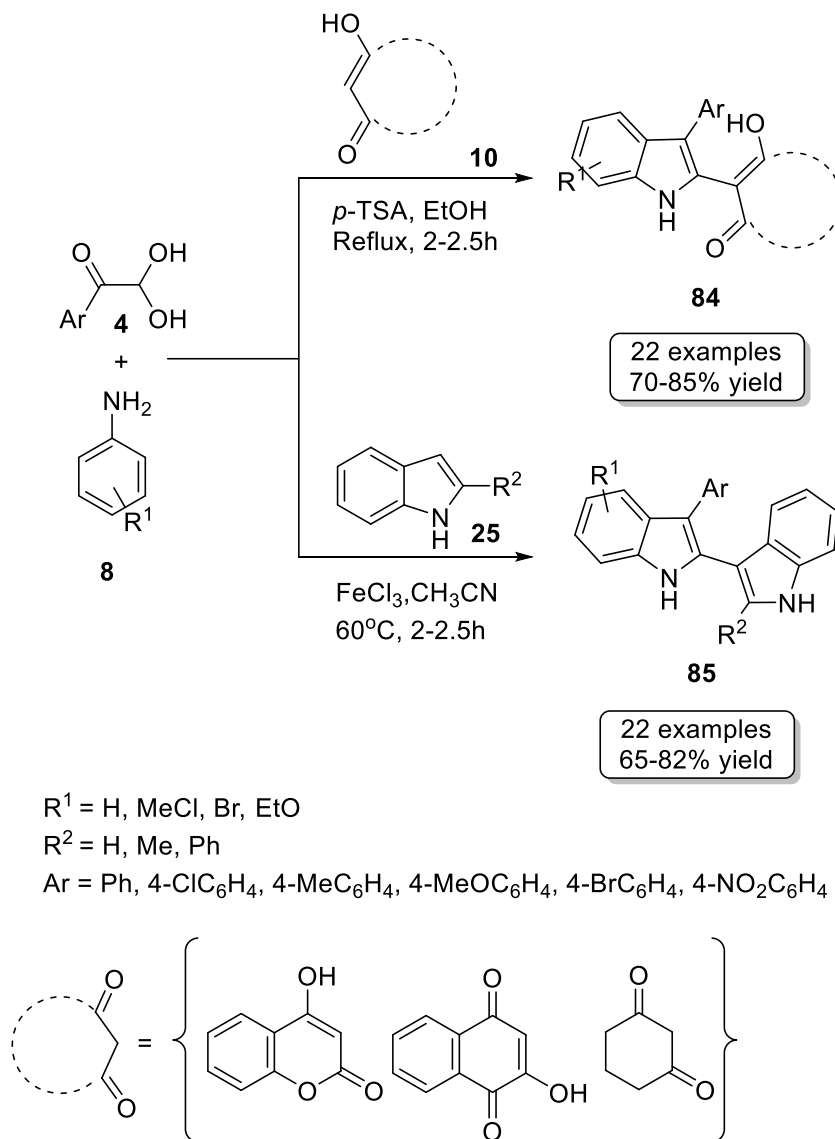
Scheme 31. The synthesis of indole derivatives.¹⁰³

Lin's group found that when anilines **8**, arylglyoxals **4**, and cyclic 1,3-dicarbonyl compounds **10** in a mixture of ethanol and water were subjected to microwave irradiation (MW), a regioselective three-component domino reaction proceeded to give 3-functionalized indole derivatives **83** (Scheme 32).¹⁰⁴



Scheme 32. Three-component synthesis of multifunctionalized indoles.¹⁰⁴

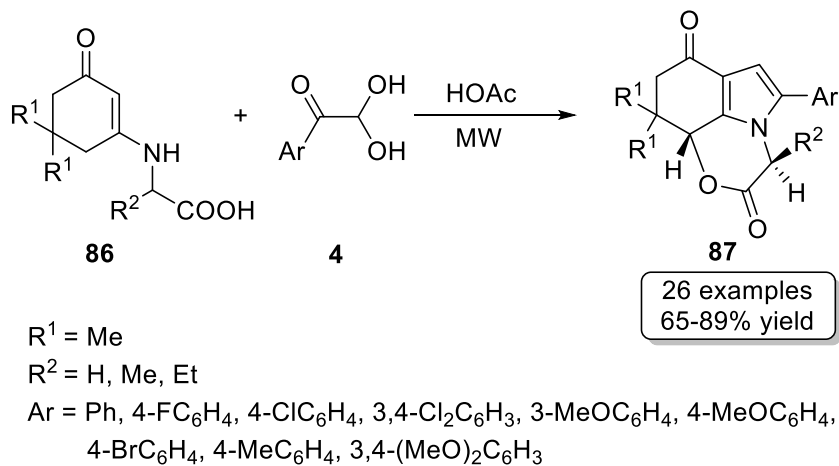
Naidu has developed an efficient method for the synthesis of highly functionalized indoles **84** and bisindoles **85** by reductive alkylation of α -keto imines, followed by cyclization process (Scheme 33).¹⁰⁵ Similarly the one-pot reaction of aniline **8**, arylglyoxals **4**, and cyclic diketones **10**/indoles **25** gave a large number of compounds (Scheme 33).



Scheme 33. Three-component syntheses of substituted indoles described by Naidu.¹⁰⁵

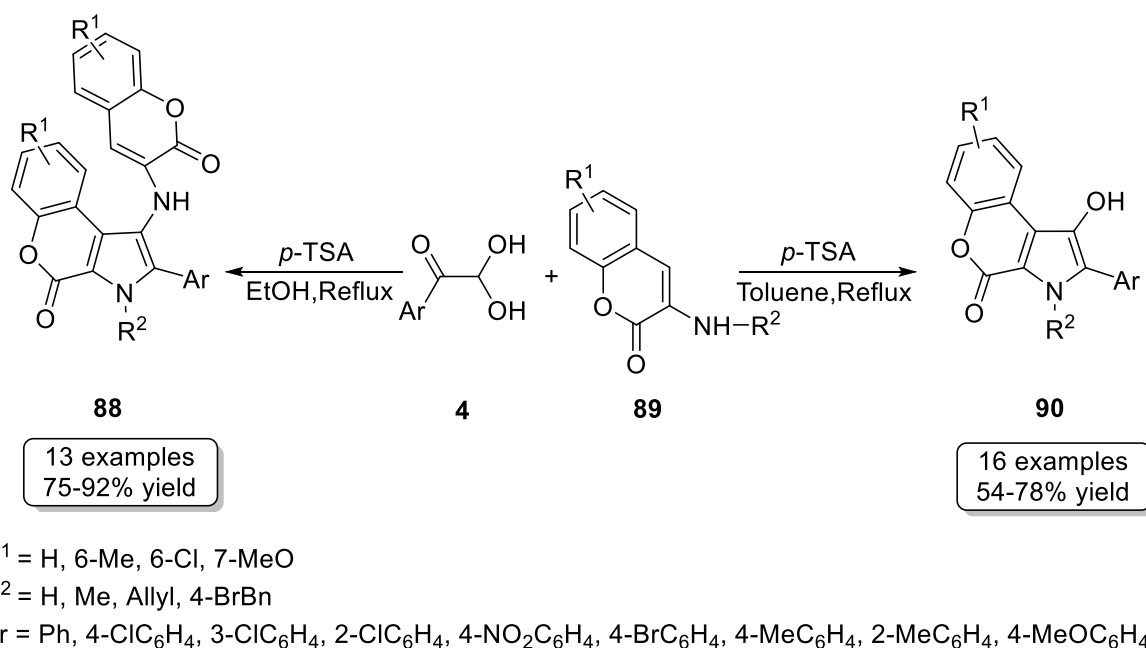
2.3 Synthesis of other fused pyrrole heterocycles

In some very interesting reactions related to those of the previous subsection, but where an additional ring fused to the indole [*hi*] bonds is formed, Jiang and coworkers established a new three-component domino reaction for the synthesis of fused indole derivatives. The reaction is performed simply by mixing *N*-aryl enaminones and arylglyoxal **4** in acetic acid as solvent and applying microwave irradiation. Under such conditions, 1,2-diaryl dihydroindolones are formed, but with the aminoacid-derived enaminones **86** the tricyclic 1,4-oxazine-fused indole derivatives **87** are formed (Scheme 34).¹⁰⁶



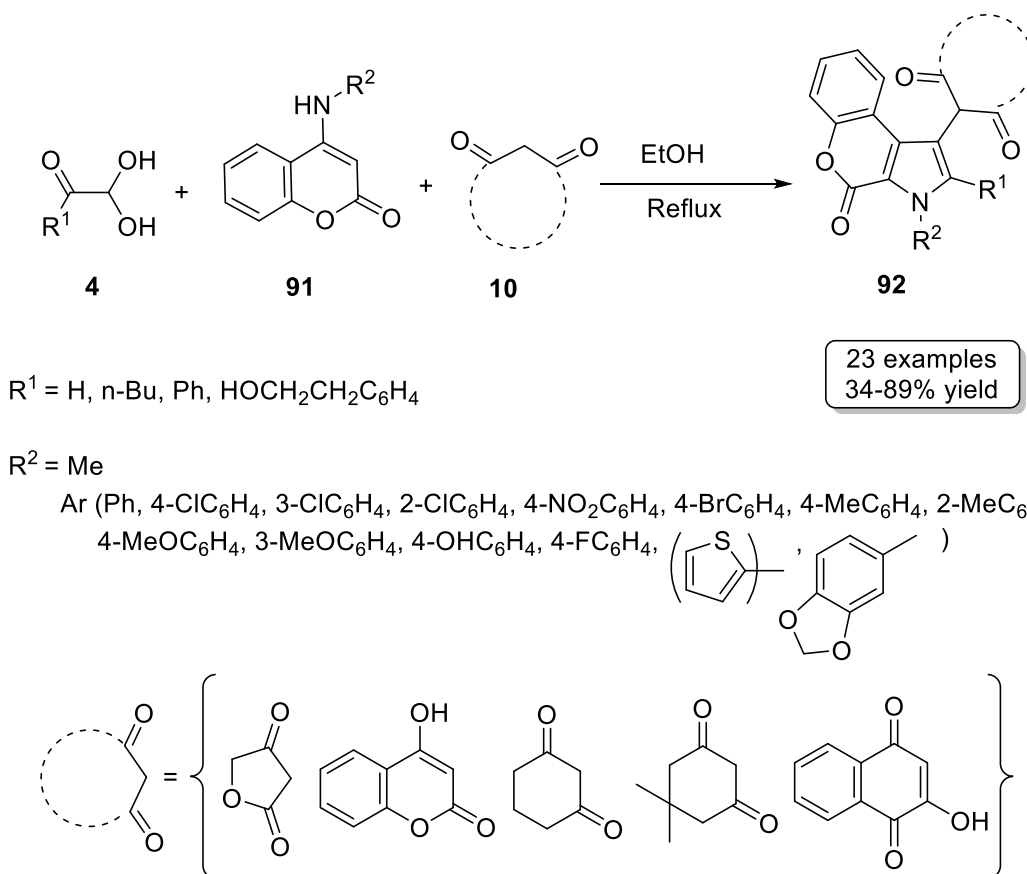
Scheme 34. Synthesis of oxazino-indoles.¹⁰⁶

Yang, Zhong and coworkers described a method for the synthesis of polysubstituted fused pyrroles **88** and **90** in moderate to high yields (Scheme 35).¹⁰⁷ The synthetic strategy was based on a one-pot procedure involving condensation of 3-aminocoumarins **89** and arylglyoxal **4** in refluxing ethanol in the presence of catalytic *p*-TSA to give **88**, or in toluene to give **90**.



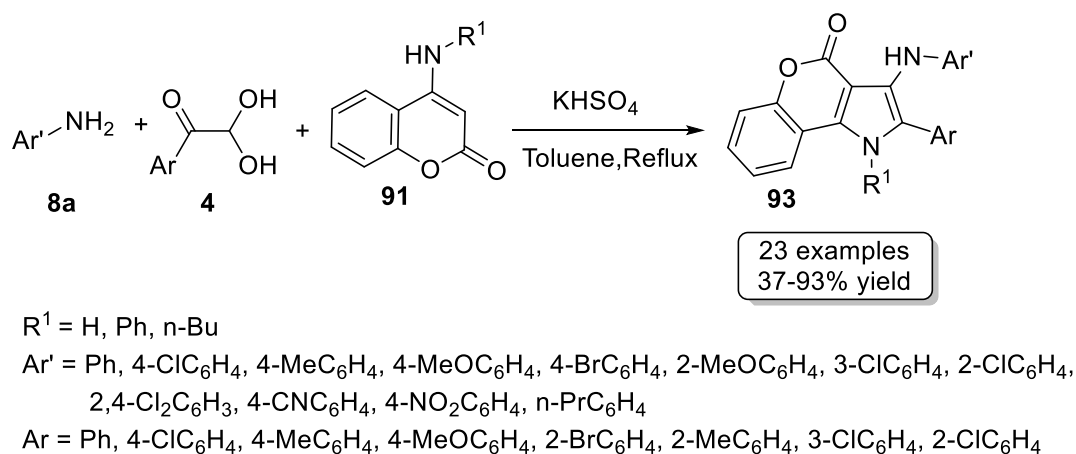
Scheme 35. Zhong's synthesis of polysubstituted pyrroles.¹⁰⁷

In another study by this group, the synthesis of polyfunctionalized fused pyrroles **92** was accomplished by intermolecular cycloaddition of arylglyoxals **4** with 4-aminocoumarins **91** and cyclic diketones **10** as the key step using readily available starting materials. Various arylglyoxals **4** were found to be compatible in this reaction and their electronic nature and substitution pattern had little influence on the reaction efficiency; the corresponding products **92** were formed in moderate to good yields (Scheme 36).¹⁰⁸



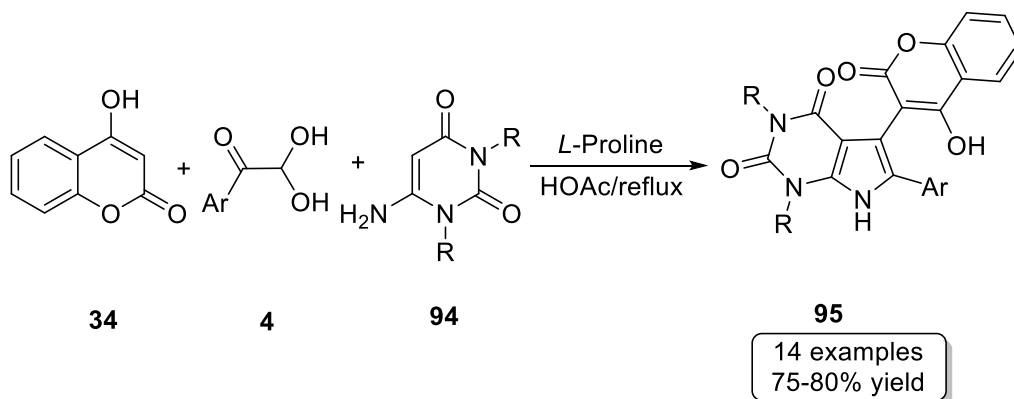
Scheme 36. Yang's three-component synthesis of polyfunctionalized fused pyrroles.¹⁰⁸

Su *et al.* studied the three-component reactions of 4-aminocoumarins **91**, arylglyoxals **4**, and anilines **8** in toluene at reflux using KHSO₄ as a catalyst, to give the products **93** in moderate to excellent yields (Scheme 37).¹⁰⁹



Scheme 37. Synthesis of fused pyrroles from 4-aminocoumarins, arylglyoxals and anilines.¹⁰⁹

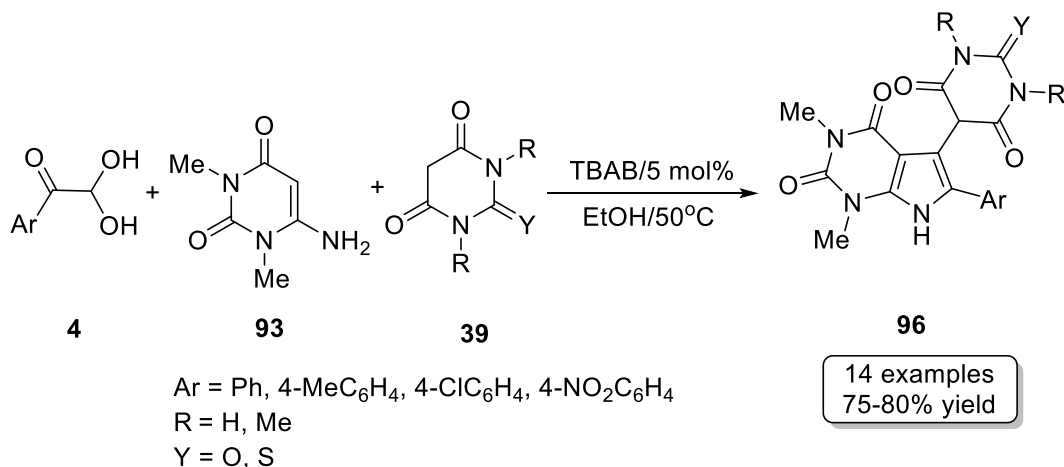
Javahershenas and Khalafy reported a new method for the synthesis of pyrrolo[2,3-*d*]pyrimidine derivatives **95** through the one-pot, the three-component reaction of 4-hydroxycoumarin **34**, arylglyoxals **4** and 6-aminouracil or 1,3-dimethyl-6-aminouracil **94** catalyzed by L-proline (Scheme 38).¹¹⁰



Ar = Ph, 4-MeOC₆H₄, 3,4-(MeO)₂C₆H₃, 4-BrC₆H₄, 4-ClC₆H₄, 4-MeC₆H₄, 4-FC₆H₄, 4-NO₂C₆H₄
R = H, Me

Scheme 38. Javahershenas and Khalafy's three-component synthesis of polyfunctionalized fused pyrroles.¹¹⁰

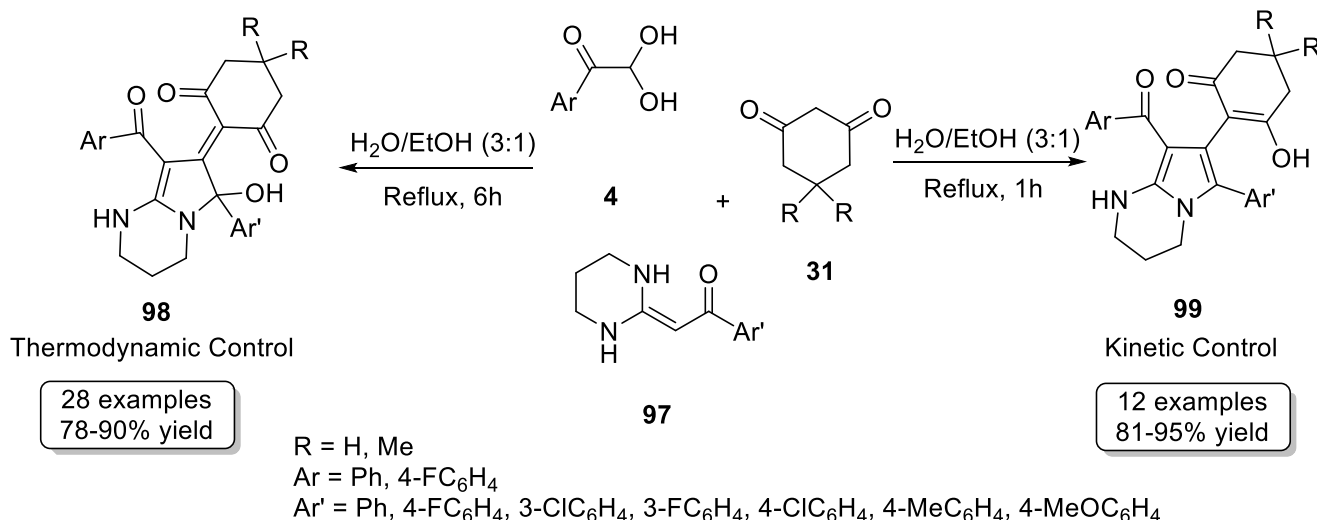
In another study, this group reported an efficient procedure for the reaction of arylglyoxals **4** with 6-amino-1,3-dimethyluracil **94** and barbituric acid derivatives **39** in the presence of TBAB (5 mol%) in ethanol at 50 °C, affording polyfunctionalized pyrrolo[2,3-*d*]pyrimidine derivatives **96** in high yields (Scheme 39).¹¹¹



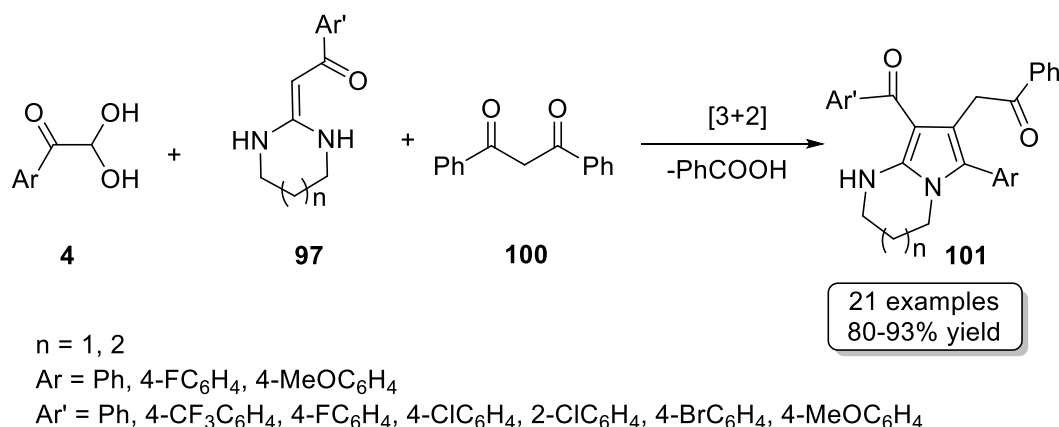
Scheme 39. Three-component pyrrolopyrimidine synthesis developed by Javahershenas and Khalafy.¹¹¹

Recently, the synthesis of polyfunctionalized pyrrolo[2,3-*d*]pyrimidine derivatives was reported in a review.⁷⁰

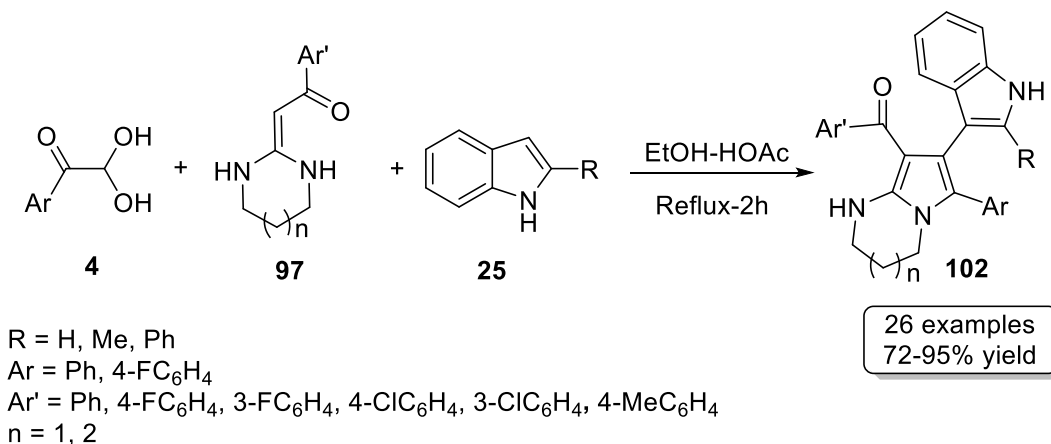
Chen and coworkers have reported the multicomponent synthesis of N-bridgehead-fused pyrroles **98** and **99** by reaction of arylglyoxals **4**, cyclohexane-1,3-diones **31**, and heterocyclic ketene aminals **97** under two different reflux conditions in high yield (Scheme 40).¹¹²

**Scheme 40.** Chen's synthesis of N-bridgehead fused pyrroles.¹¹²

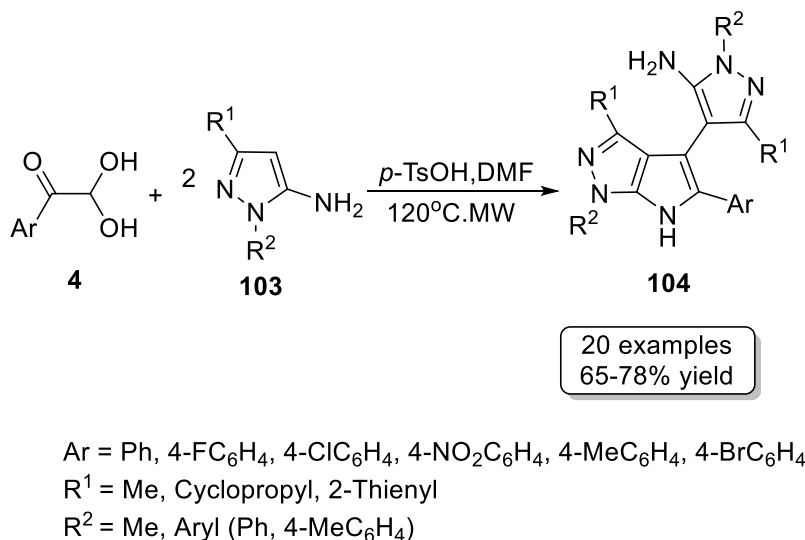
In further work of Chen *et al.*, the reaction between one equivalent of an HKA **97** with arylglyoxals **4** and 1,3-diphenylpropane-1,3-dione **100** is reported to proceed selectively, providing multifunctionalized fused pyrrole derivatives **101** in high yields, as shown in Scheme 41.¹¹³

**Scheme 41.** Three-component synthesis of further fused pyrroles.¹¹³

In other research, Chen developed a method to synthesize pyrrolo[1,2-*a*]pyrimidine and pyrrolo[1,2-*a*][1,3]diazepine rings **102** in good to excellent yields by simply heating the HKA **97**, indoles **25**, and arylglyoxals **4**, catalyzed by HOAc in ethanol under reflux. (Scheme 42).¹¹⁴

**Scheme 42.** A three-component synthesis of polyfunctionalized fused pyrroles by Chen *et al.*¹¹⁴

Jiang *et al.* observed that, considering the presence of two carbonyl groups in arylglyoxals, these species sometimes react only at the aldehyde functionality, while in other reactions both the functional groups are involved in the formation of heterocycles. Therefore they studied the outcome of the reaction of arylglyoxals **4** with 5-aminopyrazoles **103** in a 1:2 molar ratio; dihydropyrrolopyrazoles **104** were formed in DMF using *p*-TSA as a promoter under microwave irradiation conditions (Scheme 43).¹¹⁵



Scheme 43. One-pot synthesis of substituted pyrrolo-pyrazoles.¹¹⁵

3. Conclusions

Pyrrole synthesis has attracted the attention of synthetic researchers because of their promising properties and applications in medicinal and natural products chemistry. Aryl glyoxals, with two active functional groups, are a unique synthon in multicomponent reactions (MCRs) leading to substituted pyrroles and related compounds. This review has detailed how aryl glyoxals can play an important and key role for the rapid assembly of complex molecules proven to exhibit diverse biological activities, and are extremely useful synthons in the total synthesis of natural products. In addition, this review covers more than ninety percent of the protocols published in the last two decades for the synthesis of pyrrole based compounds using aryl glyoxals via multicomponent reactions.

4. Acknowledgement

The authors are grateful for support of this work from the University of Urmia.

References

1. Jones, R.A.; Bean, G.P. *The Chemistry of Pyrroles*, Academic Press: London, 1977; Vol 34.
2. Gossauer, A. *In Methoden der Organischen Chemie* (Houben-Weyl), Hetarene I, Teil 1 Pyrrole, Georg Thieme Verlag: Stuttgart, New York, 1994; p 556.
3. Gribble, G.W. *In Comprehensive Heterocyclic Chemistry II*, Katritzky, A.R.; Rees C.W.; Scriven, E.F.V. Eds., Pergamon: London, 1996; Vol. 2, Ch. 4.
4. Walsh, C.T.; Garneau-Tsodikova, S.; Howard-Jones, A.R. *Nat. Prod. Rep.* **2006**, *23*, 517.
<https://doi.org/10.1039/B605245M>
5. Forte, B.; Malgesini, B.; Piutti, C.; Quartieri, F.; Scolaro A.; Papeo, G. *Mar. Drugs*, **2009**, *7*, 705.

- <https://doi.org/10.3390/md7040705>
6. Estévez, V.; Villacampa, M.; Menéndez, J.C. *Chem. Soc. Rev.* **2014**, *43*, 4633.
<https://doi.org/10.1039/C3CS60015G>
 7. Jones, R.A. Ed. *Pyrroles, The synthesis and the physical and chemical aspects of the pyrrole ring*, Wiley-Interscience: New York, 1990.
 8. Gholap, S.S. *Eur. J. Med. Chem.* **2015**, *110*, 13.
<https://doi.org/10.1016/j.ejmech.2015.12.017>
 9. Estevez, V.; Villacampa, M.; Menendez, J.C. *Chem. Soc. Rev.* **2010**, *39*, 4402.
<https://doi.org/10.1039/B917644F>
 10. Fernandes, E.; Costa, D.; Toste, S.A.; Lima, J.L.; Reis, S. *Free Radic. Biol. Med.* **2004**, *37*, 1895.
<https://doi.org/10.1016/j.freeradbiomed.2004.09.001>
 11. Biava, M.; Porretta, G.C.; Poce, G.; De Logu, A.; Meleddu, R.; De Rossi, E.; Manetti, F.; Botta, M. *Eur. J. Med. Chem.* **2009**, *44*, 4734.
<https://doi.org/10.1016/j.ejmech.2009.06.005>
 12. Biava, M.; Porretta, G.C.; Poce, G.; Supino, S.; Deidda, D.; Pompei, R.; Mollicotti, P.; Manetti, F.; Botta, M. *J. Med. Chem.* **2006**, *49*, 4946.
<https://doi.org/10.1021/jm0602662>
 13. Ye, Z.; Shi, L.; Shao, X.; Xu, X.; Xu, Z.; Li, Z. *J. Agric. Food Chem.* **2013**, *61*, 312.
<https://doi.org/10.1021/jf3044132>
 14. Ghose, A.K.; Vellarkad, N.V.; Wendoloski, J.J. *J. Comb. Chem.* **1999**, *1*, 55.
<https://doi.org/10.1021/cc9800071>
 15. Ma, Zh.; Ma, Z.; Zhang, D. *Molecules* **2018**, *23*, 2666.
<https://doi.org/10.3390/molecules23102666>.
 16. Buchardt, O.; Bove, J. *J. Electrochem. Soc.*, **1977**, *124*, 235C.
<https://doi.org/10.1149/1.2133506>
 17. Badgujar, D.M.; Talawar, M.B.; Asthana, S.N.; Mahulikar, P.P. *J. Hazardous Mater.* **2008**, *151*, 289.
<https://doi.org/10.1016/j.jhazmat.2007.10.039>
 18. Dastan, A.; Kulkarni, A.; Torok, B. *Green Chem.* **2012**, *14*, 17.
<https://doi.org/10.1039/C2GC16637B>
 19. Lee, H.; Lee, J.; Lee, S. *Bioorg. Med. Chem. Lett.* **2001**, *11*, 3069.
[https://doi.org/10.1016/S0960-894X\(01\)00624-2](https://doi.org/10.1016/S0960-894X(01)00624-2)
 20. Mohamed, M.S.; Kamel, R.; Fatahala, S.S. *Eur. J. Med. Chem.* **2011**, *46*, 3022.
<https://doi.org/10.1016/j.ejmech.2011.04.034>
 21. Jana, G.H.; Jain, S.; Arora, S.K. *Bioorg. Med. Chem. Lett.* **2005**, *15*, 3592.
<https://doi.org/10.1016/j.bmcl.2005.05.080>
 22. Idhayadhulla, A.; Kumar, R.S.; Nasser, A.J.A. *J. Mex. Chem. Soc.* **2011**, *55*, 218.
<https://doi.org/10.29356/jmcs.v55i4.803>
 23. Massa, S.; Artico, M.; Corelli, F.; Mai, A.; Di Santo, R.; Cortes, S.; Marongiu, M.E.; Pani, A.; La Colla, P. *J. Med. Chem.* **1990**, *33*, 2845.
<https://doi.org/10.1021/jm00172a026>
 24. Williamson, N.R.; Simonsen, H.T.; Ahmed, R.A.; Goldet, G.; Slater, H.; Woodley, L.; Leeper, F.J.; Salmond, G.P. *Mol. Microbiol.* **2005**, *56*, 971.
<https://doi.org/10.1111/j.1365-2958.2005.04602.x>
 25. Daidone, G.; Maggio, B.; Schillaci, D. *Pharmazie* **1990**, *45*, 441.

26. Melagraki, G.; Afantitis, A.; Igglessi-Markopoulou, O.; Detsi, A.; Koufaki, M.; Kontogiorgis, C.; Hadjipavlou-Litina, D.J. *Eur. J. Med. Chem.* **2009**, *44*, 3020.
<https://doi.org/10.1016/j.ejmech.2008.12.027>
27. Lee, H.; Lee, J.; Lee, S.K.; Shin, Y.; Jung, W.; Kim, J.H.; Park, K.; Kim, K.; Cho, H.S.; Ro, S. *Bioorg. Med. Chem. Lett.* **2001**, *11*, 3069.
[https://doi.org/10.1016/S0960-894X\(01\)00624-2](https://doi.org/10.1016/S0960-894X(01)00624-2)
28. Paludetto, M.N.; Bijani, C.; Puisset, F.; Bernardes-Génisson, V.; Arellano, C.; Robert, A. *J. Med. Chem.* **2018**, *61*, 7849.
<https://doi.org/10.1021/acs.jmedchem.8b00812>
29. Williamson, N.R.; Fineran, P.C.; Gristwood, T.; Chawrai, S.R.; Leeper, F.J.; Salmond, G.P.C. *Future Microbiol.* **2007**, *2*, 605.
<https://doi.org/10.2217/17460913.2.6.605>
30. Jonas, R.; Klockow, M.; Lues, I.; Pruecher, H.; Schliep, H.J.; Wurziger, H. *Eur. J. Med. Chem.* **1993**, *28*, 129.
[https://doi.org/10.1016/0223-5234\(93\)90005-Y](https://doi.org/10.1016/0223-5234(93)90005-Y)
31. Basit, F.; Cristofanon, S.; Fulda, S. *Cell Death Differ.* **2013**, *29*, 1161.
<https://doi.org/10.1038/cdd.2013.45>
32. El-Gaby, M.S.A.; Gaber, A.M.; Atalla, A.A.; Abd Al-Wahab, K.A. *Il Farmaco* **2002**, *57*, 613.
[https://doi.org/10.1016/S0014-827X\(01\)01178-8](https://doi.org/10.1016/S0014-827X(01)01178-8)
33. Lee, H.; Lee, J.; Lee, S.; Shin, Y.; Jung, W.; Kim, J.-H.; Park, K.; Kim, K.; Cho, H.S.; Ro, S. *Bioorg. Med. Chem. Lett.* **2001**, *11*, 3069.
[https://doi.org/10.1016/S0960-894X\(01\)00624-2](https://doi.org/10.1016/S0960-894X(01)00624-2)
34. Ragno, R.; Coluccia, A.; Regina, G.L.; Martino, G.D.; Piscitelli, F.; Lavecchia, A.; Novellino, E.; Bergamini, A.; Ciapri, C.; Sinistro, A.; Maga, G.; Crespan, E.; Artico, M.; Silvestri, R. *J. Med. Chem.* **2006**, *49*, 3172.
<https://doi.org/10.1021/jm0512490>
35. Kaiser, D.G.; Glenn, E.M. *J. Pharm. Sci.* **1972**, *61*, 1908.
<https://doi.org/10.1002/jps.2600611205>
36. Gordee, R.S.; Matthews, T.R. *Appl. Microbiol.* **1969**, *17*, 690.
37. Di Santo, R.; Tafi, A.; Costi, R.; Botta, N.; Artico, M.; Corelli, F.; Forte, M.; Caporuscio, F.; Angiolella, L.; Palamara, A.T. *J. Med. Chem.* **2005**, *48*, 5140.
<https://doi.org/10.1021/jm048997u>
38. Hyneck, M.L.; Smitch, P.C.; Munafo, A.; Mcdonagh, A.F.; Benet, L.Z. *Pharmacol. Ther.* **1988**, *44*, 107.
39. Wilkerson, W.W.; Copel, R.A.; Covington, M.; Trzaskos, J.M. *J. Med. Chem.* **1995**, *38*, 3895.
<https://doi.org/10.1021/jm00020a002>
40. Battilocchio, C.; Poce, G.; Alfonso, S.; Porretta, G.C.; Consalvi, S.; Sautebin, L.; Pace, S.; Rossi, A.; Ghelardini, C.; Mannelli, L.D.C.; Schenone, S.; Giordani, A.; Francesco, L.D.; Patrignani, P.; Biava, M. *Bioorg. Med. Chem.* **2013**, *21*, 3695.
<https://doi.org/10.1016/j.bmc.2013.04.031>
41. Danchev, N.; Bijev, A.; Yaneva, D.; Vladimirova, S.; Nikolova, I. *Arch. Pharm. (Weinheim)* **2006**, *339*, 670.
<https://doi.org/10.1002/ardp.200600116>

42. Jiang, S.B.; Lu, H.; Liu, S.W.; Zhao, Q.; He, Y.X.; Debnath, A.K. *Antimicrob. Agents Chemother.* **2004**, *48*, 4349.
<https://doi.org/10.1128/AAC.48.11.4349-4359.2004>
43. Okanya, P.W.; Mohr, K.I.; Gerth, K.; Jansen, R.; Müller, R. *J. Nat. Prod.* **2011**, *74*, 603.
<https://doi.org/10.1021/np100625a>
44. Scala, F.; Fattorusso, E.; Menna, M.; Taglialatela-Scafati, O.; Tierney, M.; Kaiser; Tasdemir, D. *Mar. Drugs.* **2010**, *8*, 2162.
<https://doi.org/10.3390/md8072162>
45. Yamada, Y.; Takeuchi, S.; Yoneda, M.; Ito, S.; Sano, Y.; Nagasawa, K.; Matsuura, N.; Uchinaka, A.; Murohara, T.; Nagata, K. *Int. J. Cardiol.* **2017**, *240*, 332.
<https://doi.org/10.1016/j.ijcard.2017.11.016>
46. Koyama, M.; Ohtani, N.; Kai, F. *J. Med. Chem.* **1987**, *30*, 552.
<https://doi.org/10.1021/jm00386a019>
47. Artico, M.; Di Santo M R.; Costi, R. *Bioorg. Med. Chem. Lett.* **1997**, *7*, 1931.
[https://doi.org/10.1016/S0960-894X\(97\)00340-5](https://doi.org/10.1016/S0960-894X(97)00340-5)
48. Gokhan-Kelekci, N.; Yabanoglu, S.; Kupeli, E.; Salgın, U.; Ozgen, O.; Ucar, G.; Yesilada, E.; Kendi, E.; Yesilada, A.; Bilgin, A.A. *Bioorg. Med. Chem.* **2007**, *15*, 5775.
<https://doi.org/10.1016/j.bmc.2007.06.004>
49. Fukuda, T.; Ishibashi, F.; Iwao, M. *Heterocycles* **2011**, *83*, 491.
<https://doi.org/10.3987/REV-10-686>
50. Kumar, P.R.; Raju, S.P.; Goud, S.; Sailaja, M.; Sarma, M.R.; Reddy, G.O.; Kumar, M.P.; Reddy, V.K.; Suresh, T.; Hegde, P. *Bioorg. Med. Chem.* **2004**, *12*, 1221.
<https://doi.org/10.1016/j.bmc.2003.11.003>
51. Lee, H.; Lee, J.; Lee, S. *Bioorg. Med. Chem. Lett.* **2001**, *11*, 3069.
[https://doi.org/10.1016/S0960-894X\(01\)00624-2](https://doi.org/10.1016/S0960-894X(01)00624-2)
52. Narule, M.N.; Gaidhane, M.K.; Gaidhane, P.K. *J. Pharm. Res.* **2013**, *6*, 626.
<https://doi.org/10.1016/j.jopr.2013.04.046>
53. Meshram, H.M.; Prasad, B.R.V.; Kumar, D.A. *Tetrahedron Lett.* **2010**, *51*, 3477.
<https://doi.org/10.1016/j.tetlet.2010.03.036>
54. Ragno, R.; Simeoni, S.; Rotili, D.; Caroli, A.; Botta, G.; Brosch, G.; Massa, S.; Mai, A. *Eur. J. Med. Chem.* **2008**, *43*, 621.
<https://doi.org/10.1016/j.ejmech.2007.05.004>
55. Di Sanro, R.; Tafi, A.; Costi, R.; Artico, M.; Miele, G.; Lavecchia, A.; Novellino, E.; Bergamini, A.; Cancio, R.; Maga, G. *Chem. Med. Chem.* **2006**, *1*, 1367.
<https://doi.org/10.1002/cmdc.200600119>
56. Domling, A. *Chem. Rev.* **2006**, *106*, 17.
<https://doi.org/10.1021/cr0505728>
57. Sanchez-Duque, M.M.; Allais, C.; Isambert, N.; Constantieux, T.; Rodriguez, J. *Top. Heterocycl. Chem.* **2010**, *23*, 227.
https://doi.org/10.1007/7081_2009_23
58. Jiang, B.; Rajale, T.; Wever, W.; Tu, S.-J.; Li, G. *Chem. Asian J.* **2010**, *5*, 2318.
<https://doi.org/10.1002/asia.201000310>
59. Eckert, H. *Molecules* **2012**, *17*, 1074.
<https://doi.org/10.3390/molecules17011074>

60. Climent, M.J.; Corma, A.; Iborra, S. *RSC Adv.* **2012**, *2*, 16.
<https://doi.org/10.1039/C1RA00807B>
61. De Graaff, C.; Ruijter, E.; Orru, R.V.A. *Chem. Soc. Rev.* **2012**, *41*, 3969.
<https://doi.org/10.1039/C2CS15361K>
62. Van der Heijden, G.; Ruijter, E.; Orru, R.V.A. *Synlett* **2013**, *24*, 666.
<https://doi.org/10.1055/s-0032-1318222>
63. Ulaczyk-Lesanko, A.; Hall, D.G. *Curr. Opin. Chem. Biol.* **2005**, *9*, 266.
<https://doi.org/10.1016/j.cbpa.2005.04.003>
64. Touré, B.B.; Hall, D.G. *Chem. Rev.* **2009**, *109*, 4439.
<https://doi.org/10.1021/cr800296p>
65. Perreault, S.; Rovis, T. *Chem. Soc. Rev.* **2009**, *38*, 3149.
<https://doi.org/10.1039/B816702H>
66. Rotstein, B.H.; Zaretsky, S.; Rai, V.; Yudin, A.K. *Chem. Rev.* **2014**, *114*, 8323.
<https://doi.org/10.1021/cr400615v>
67. Hulme, C.; Gore, V. *Curr. Med. Chem.* **2003**, *10*, 51.
<https://doi.org/10.2174/0929867033368600>
68. Biggs-Houck, J.E.; Younai, A.; Shaw, J.T. *Curr. Opin. Chem. Biol.* **2010**, *14*, 371.
<https://doi.org/10.1016/j.cbpa.2010.03.003>
69. Domling, A. Wang, W.; Wang, K. *Chem. Rev.* **2012**, *112*, 3083.
<https://doi.org/10.1021/cr100233r>
70. R. Javahershenas, J. Khalafy, J. *Chem. Rev.* **2019**, *1*, 233.
<http://dx.doi.org/10.33945/SAMI/JCR.2019.3.4>
71. Eftekhari-Sis, B.; Zirak, M.; Movasaghpour Akbari A.A. *Chem. Rev.* **2013**, *113*, 2958.
<https://doi.org/10.1021/cr300176g>
72. Ma, Zh.; Ma, Z.; Zhang, D. *Molecules* **2018**, *23*, 2666.
<https://doi.org/10.3390/molecules23102666>
73. Khajuria, R.; Dham, S.; Kapoor, K.K. *RSC Adv.*, **2016**, *6*, 37039.
<https://doi.org/10.1039/C6RA03411J>
74. Anaraki-Ardakani, H.; Noei, M.; Karbalaie-Harofteh, M.; Zomordbakhsh, S. *Eur. J. Chem.* **2012**, *9*, 2239.
<https://doi.org/10.1155/2012/915861>
75. Musawwer Khan, M.; Khan, S.; Saigal; Singh, A. *Tetrahedron Lett.* **2019**, *60*, 150996.
<https://doi.org/10.1016/j.tetlet.2019.150996>
76. Wang, H.; Liu, X.; Feng, X.; Shi, D. *Green Chem.* **2013**, *15*, 3307.
<https://doi.org/10.1039/C3GC41799A>
77. Mehrabi, H.; Alizadeh-Bami, F.; Ranjbar-Karimi, R. *J. Iran. Chem. Soc.* **2018**, *5*, 1961.
<https://doi.org/10.1007/s13738-018-1393-0>
78. Feng, X.; Wang, Q.; Lin, W.; Dou, G.-L.; Huang, Zh.-B.; Shi, D.-Q. *Org. Lett.* **2013**, *15*, 2542.
<https://doi.org/10.1021/ol4010382>
79. Dhinakaran, I.; VEDIAPPEN, P.; Bhuvanesh, N. *ACS Comb. Sci.* **2016**, *18*, 236.
<https://doi.org/10.1021/acscombsci.5b00154>
80. Ambethkar, S.; Padmini, V.; Bhuvanesh, N. *New J. Chem.* **2016**, *40*, 4705.
<https://doi.org/10.1039/C5NJ03444B>
81. Eftekhari-Sis, B.; Akbar, A.; Amirabedi, M. *Chem. Heterocycl. Comp.* **2011**, *46*, 1330.

- <https://doi.org/10.1007/s10593-011-0669-4>
82. Bhat, S.I.; Darshak Trivedi, R. *Tetrahedron Lett.* **2013**, 54, 5577.
<https://doi.org/10.1016/j.tetlet.2013.07.153>
83. Mousavizadeh, F.; Talebizadeh, M.; Anary-Abbasinejad, M. *Tetrahedron Lett.* **2018**, 59, 2970.
<https://doi.org/10.1016/j.tetlet.2018.06.043>
84. Anary-Abbasinejad, M.; Nezhad-Shshrokhbabadi, F.; Mohammadi, M. *Mol Divers.* **2019**, 1.
<https://doi.org/10.1007/s11030-019-09984-x>
85. Karamthulla, S.; Pal, S.; Khan, M.N.; Choudhury, L.H. *Synlett* **2014**, 25, 1926.
<https://doi.org/10.1055/s-0034-1378329>
86. Dommaraju, Y.J.; Prajapati, D. *Mol. Divers.* **2015**, 19, 173.
<https://doi.org/10.1007/s11030-014-9547-1>
87. Chen, Z.; Yang, X.; Su, W. *Synlett* **2017**, 28, 1463.
<https://doi.org/10.1055/s-0036-1588168>
88. Liu, C.; Zhou, L.; Jiang, D.; Gu, Y. *Asian J. Org. Chem.* **2016**, 5, 367.
<https://doi.org/10.1002/ajoc.201500497>
89. Kolos, N.N.; Zubar, V.V.; Omelchenko, I.V.; Musatov, V.I. *Chem. Heterocycl. Comp.* **2016**, 52, 237.
<https://doi.org/10.1007/s10593-016-1869-8>
90. Liu, J.-Y.; Li, Q.-Y.; Jiang, B.; Tu, S.-J. *RSC Advan.* **2013**, 3, 5056.
<https://doi.org/10.1039/c3ra40252e>
91. Masoudi, M.; Anary-Abbasinejad, M. *Tetrahedron Lett.* **2016**, 57, 103.
<https://doi.org/10.1016/j.tetlet.2015.11.075>
92. Jalani, H.B.; Lee, K.; Mali, J.R.; Choi, Y.; Park, H.; Lee, J.K.; Lee, K. *Adv. Synth. Catal.* **2018**, 360, 4073.
<https://doi.org/10.1002/adsc.201800492>
93. Bayat, M.; Nasri, S.; Notash, B. *Tetrahedron* **2017**, 73, 1522.
<https://doi.org/10.1016/j.tet.2017.02.005>
94. Maity, S.; Pathak, S.; Pramanik, A. *Eur. J. Org. Chem.* **2014**, 21, 4651.
<https://doi.org/10.1002/ejoc.201402085>
95. Wang, H.-Y.; Shi, D.-Q. *ACS Comb. Sci.* **2013**, 15, 261.
<https://doi.org/10.1021/co3001428>
96. Wang, S.S.; Zhu, Q.W.; Liu, S. *Res. Chem. Intermed.* **2015**, 41, 2879.
<https://doi.org/10.1007/s11164-013-1396-5>
97. Jiang, B.; Li, Y.; Tu, M.-S.; Wang, S.-L.; Tu, S.-J.; Li, G. *J. Org. Chem.* **2012**, 77, 7497.
<https://doi.org/10.1021/jo301323r>
98. Li, Y.; Li, Q.-Y.; Xu, H.-W.; Fan, W.; Jiang, B.; Wang, S.-L.; Tu, S.-J. *Tetrahedron* **2013**, 69, 2941.
<https://doi.org/10.1016/j.tet.2013.02.026>
99. Tu, X.-C.; Fan, W.; Jiang, B.; Wang, S.-L.; Tu, S.-J. *Tetrahedron* **2013**, 69, 6100.
<https://doi.org/10.1016/j.tet.2013.05.063>
100. Fu, L.-P.; Shi, Q.-Q.; Shi, Y.; Jiang, B.; Tu, S.-J. *ACS Comb. Sci.* **2013**, 15, 135.
<https://doi.org/10.1021/co3001428>
101. Reddy, M.N.; Kumar, P.P. *Tetrahedron Lett.* **2017**, 58, 4790.
<https://doi.org/10.1016/j.tetlet.2017.11.027>
102. Maity, S.; Pramanik, A. *Synthesis* **2013**, 45, 2853.
<https://doi.org/10.1055/s-0033-1339651>
103. Maity, S.; Pathak, S.; Pramanik, A. *Eur. J. Org. Chem.*, **2013**, 2479.

- <https://doi.org/10.1002/ejoc.201402085>
104. Lin, W.; Zheng, Y.-X.; Xun, Z.; Huang, Z.-B.; Shi, D.-Q. *ACS Comb. Sci.* **2017**, *19*, 708.
<https://doi.org/10.1021/acscombsci.7b00126>
105. Naidu, P. S.; Kolita, S.; Sharma, M.; Bhuyan, P. J. *J. Org. Chem.* **2015**, *80*, 6381.
<https://doi.org/10.1021/acs.joc.5b00533>
106. Jiang, B.; Li, Q.-Y.; Zhang, H.; Tu, S.-J.; Pindi, S.; Li, G. *Org. Lett.* **2012**, *14*, 700.
<https://doi.org/10.1021/ol203166c>
107. Yang, X.; Chen, Z.; Zhong, W. *Eur. J. Org. Chem.* **2017**, 2258.
<https://doi.org/10.1002/ejoc.201700054>
108. Yang, X.; Zheng, L.; Chen, Z.; Zhong, W. *Syn. Comm.* **2018**, *48*, 929.
doi.org/10.1080/00397911.2018.1430237
109. Chen, Z.; Yang, X.; Su, W. *Tetrahedron Lett.* **2015**, *56*, 2476.
<https://doi.org/10.1016/j.tetlet.2015.03.095>
110. Javahershenas, R.; Khalafy, J. *Heterocycl. Commun.* **2018**, *24*, 37.
<https://doi.org/10.1515/hc-2017-0187>
111. Javahershenas, R.; Khalafy, J. *J. Mex. Chem. Soc.* **2018**, *61*.
<https://doi.org/10.29356/jmcs.v62i1.340>
112. Chen, X.-B.; Liu, Z.-C.; Yang, L.-F.; Yan, S.-J.; Lin, J. *ACS Sustainable Chem. Eng.* **2014**, *2*, 1155.
<https://doi.org/10.1021/sc500170d>
113. Chen, X.-B.; Yan, S.-J.; Su, A.; Liu, W.; Lin, J. *Tetrahedron* **2015**, *71*, 4745.
<https://doi.org/10.1016/j.tet.2015.05.067>
114. Chen, X.-B.; Wang, X.-Y.; Zhu, D.-D.; Yan, S.-J.; Lin, J. *Tetrahedron* **2014**, *70*, 1047.
<https://doi.org/10.1016/j.tet.2013.12.062>
115. Jiang, B.; Li, Y.; Tu, M.-S.; Wang, S.-L.; Tu, S.-J.; Li, G. *J. Org. Chem.* **2014**, *79*, 5258.
<https://doi.org/10.1021/jo500823z>

Authors' Biographies



Ramin Javahershenas was born in Urmia, Iran in 1971. He received his B.Sc. degree in Applied Chemistry from Tabriz University, Tabriz, Iran, in 1993, his M.Sc. degree in Organic Chemistry from the Urmia University, Urmia, Iran, under the supervision of Professor Naser Ardabilchi in 1999 and his Ph.D. degree in Organic chemistry from Urmia University, Urmia, Iran under the supervision of Professor Jabbar Khalafy, in 2017. His research interests include organic synthesis, heterocyclic synthesis, asymmetric synthesis, natural products synthesis, synthetic methodology and applications of various catalysts in multicomponent reactions.



Fatemeh Majidi Arlan was born in Urmia, Iran in 1984. She received his B.Sc. degree in pure Chemistry from Urmia University, Urmia, Iran, in 2007, her M.Sc. degree in analytical Chemistry from the Urmia University, Urmia, Iran, under the supervision of Professor Khalil Farhadi in 2010 and her Ph.D. degree in Organic chemistry from Urmia University, Urmia, Iran under the supervision of Professor Jabbar Khalafy, in 2018. Currently she is working as a researcher on Research Department of Chemistry, Iranian Academic Center for Education, Culture and Research.



Rolf Herman Prager was born in Australia in 1937, and is a graduate of the University of Sydney and Imperial College, London. He is now Emeritus Professor in Chemistry at Flinders University, Adelaide. He has published widely in the fields of natural products, structure determination and synthesis, and in medicinal chemistry, particularly associated with pain relief.



Jabbar Khalafy was born in Marand, Iran in 1952. He received his B.Sc. degree in Chemistry from Tabriz University, Tabriz, Iran, in 1975, his M.Sc. degree in Organic Chemistry from Manchester University, Manchester, England, in 1977 and his Ph.D. degree in Organic Chemistry from Manchester University, Manchester, England under the supervision of Professor J.M. Bruce, in 1979. He is Full Professor in the faculty of Chemistry at Urmia University, Urmia, Iran. His research interests include organic synthesis, heterocyclic synthesis, asymmetric synthesis, natural products synthesis, FVP, synthetic methodology and applications of various catalysts in multicomponent reactions.

This paper is an open access article distributed under the terms of the Creative Commons Attribution (CC BY) license (<http://creativecommons.org/licenses/by/4.0/>)