

Synthesis and transformations of a few 9-(pent-4-yn-1-yl)anthracene-type systems

Eason M. Mathew, Tomson Devassia, Sreedharan Prathapan, and Perupparampil A. Unnikrishnan*

Department of Applied Chemistry, CUSAT, Kochi-22, India

Email: paunni@gmail.com

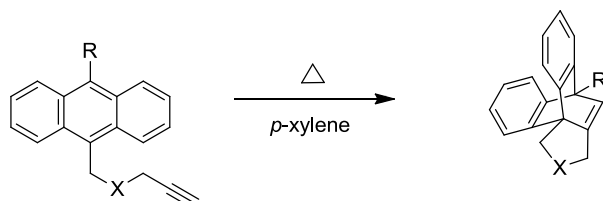
Received 05-24-2018

Accepted 11-04-2018

Published on line 12-27-2018

Abstract

9-(Pent-4-yn-1-yl)anthracene-type compounds can potentially undergo intramolecular Diels-Alder (IMDA) reaction to form 9,11-annulated dibenzobarrelenes. Herein we report the synthesis and IMDA reactions of several heteroatom incorporated 9-(pent-4-yn-1-yl)anthracene-type compounds.

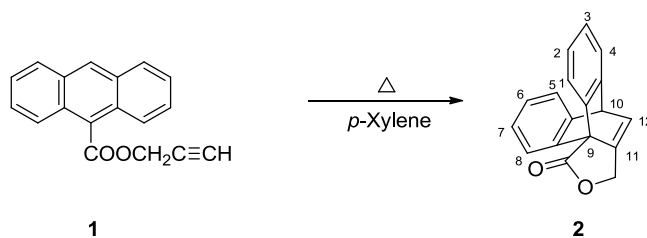


a) R = H b) R = CH₃ c) R = OCH₃ d) R = Ph
b) X = S, SO₂, O

Keywords: Dibenzobarrelenes, Intramolecular Diels-Alder (IMDA) reaction, tethered barrelenes, fused-ether, ester, sulfide and sulfone, ¹H and ¹³C NMR

Introduction

Synthesis of bicyclo[2,2,2]octa-2,5,7-triene (barrelene) was first reported by Zimmerman¹ *et al* in 1960. Its barrel-shaped array of molecular orbitals and three ethylene units that are like staves attached to the two methine units attracted the attention of chemists. Synthesis of several barrelene derivatives, especially dibenzobarrelenes, exploited Diels-Alder reaction.²⁻⁷ Intramolecular Diels-Alder (IMDA) reaction of suitably substituted anthracenes to give tricyclic systems that may be regarded as annulated barrelenes was first reported by Meek and Dann.^{8,9} In 1980, Ciganek⁵ reported a systematic investigation on the synthesis of 9,11-bridged dibenzobarrelene via IMDA reaction (Scheme 1). Entropically favoured IMDA reaction generally proceeded with increased reaction rates under mild reaction conditions and the products were obtained in good yield.



Scheme 1

Barrelene undergoes singlet mediated rearrangement to give cyclooctatetraene and triplet mediated di- π methane rearrangement¹⁰⁻¹² to afford semibullvalene. Initially, diverse photochemistry of dibenzobarrelenes occupied center stage and most attempts on dibenzobarrelene synthesis were directed towards deciphering the effect of substituents on controlling the photochemistry of barrelenes.¹³ However chemistry of barrelenes has now transcended to encompass several fields including recently found applications in OLEDs¹⁴ and photoluminescent materials.^{15,16} Dibenzobarrelene based azaacenes found enhanced device performance than corresponding appended iptycene motifs.¹⁴ Dibenzobarrelenes have been exploited in the biological field also; dibenzobarrelene fused with thiazole and thiophene entities show biological activities¹⁷ and are employed in drug discovery. In this context, we explored the possibility of synthesizing different types of 9,11-annulated barrelenes with ester, ether, sulfide and sulfone tethers constructed between 9- and 11-positions in the newly synthesized barrelenes.

Result and Discussion

We employed IMDA strategy to generate several 9,11-bridged dibenzobarrelenes where ester, sulfide, sulfone and ether linkages constituted the putative 9,11-bridges. As expected, IMDA reactions proceeded under mild conditions with high reaction rates. Structure of IMDA adducts were arrived at on the basis of spectral and analytical data and single crystal X-ray diffraction studies on a few representative examples. Structure of 9-(pent-4-yn-1-yl)anthracene-type compounds (**3,4**) and their IMDA products (**5,6,7,8**) are listed in Figure 1. Steps involved in the synthesis of 9-(pent-4-yn-1-yl)anthracene-type compounds and their respective IMDA products are depicted in Scheme 2.

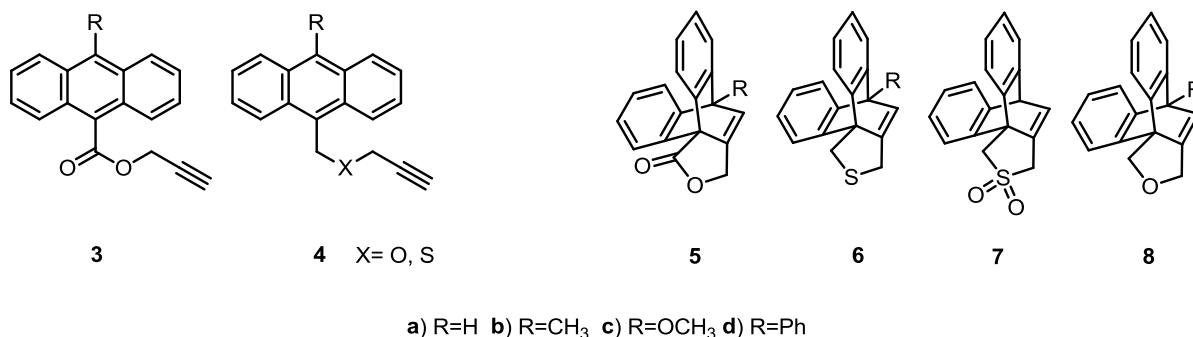


Figure 1

Aldehydes **9** acted as common precursors for our targets. They could be oxidized with *t*-butylhydroperoxide (TBHP) in *t*-butanol to give the corresponding acids **10** in high yields. Acids **10** were quantitatively converted to the corresponding acid chlorides **12** by treating with cyanuric chloride **11**. Reaction of **12** with propargyl alcohol gave the corresponding propargyl esters **13**. IMDA reactions of **13** was successfully performed in refluxing in *p*-xylene to give ester bridged dibenzobarrelenes **5a-d** (Scheme 2). Structures of all synthesized bridged esters were confirmed by spectral and analytical data. Compound **5a**,⁵ exhibited in ¹H NMR a signal at δ 6.75, assigned to vinylic proton, whereas the bridgehead proton appeared as a doublet at δ 5.21. The eight aromatic protons appeared as a multiplet in the δ 6.95-7.45 region and the doublet due to two protons at δ 4.98 was assigned to methylene protons. The ¹H NMR spectrum of **5b** and **5c** showed a singlet due to three protons at δ 2.23 and δ 3.94 respectively, assigned to methyl and methoxy protons. Single Crystal XRD (ORTEP diagrams) obtained for compounds **5c** and **5d** are given in the Figure 2.

Sulfide bridged barrelenes **6** were also synthesized from aldehydes **9**, which after reduction with sodium borohydride/methanol gave corresponding alcohols **14**. Reaction between alcohol **14** and two equivalents of thiourea in acetone in the presence of 5N HCl followed by treatment sodium hydroxide gave thiol **16**. Anthracenethiols **16** dissolved in chloroform and KOH dissolved in methanol were mixed and stirred overnight followed by addition of propargyl bromide to generate propargyl sulfide **17** that underwent IMDA reaction in *p*-xylene to give bridged sulfides **6** (Scheme 2). Structure of bridged sulfides **6** were confirmed by analytical results and spectral data.

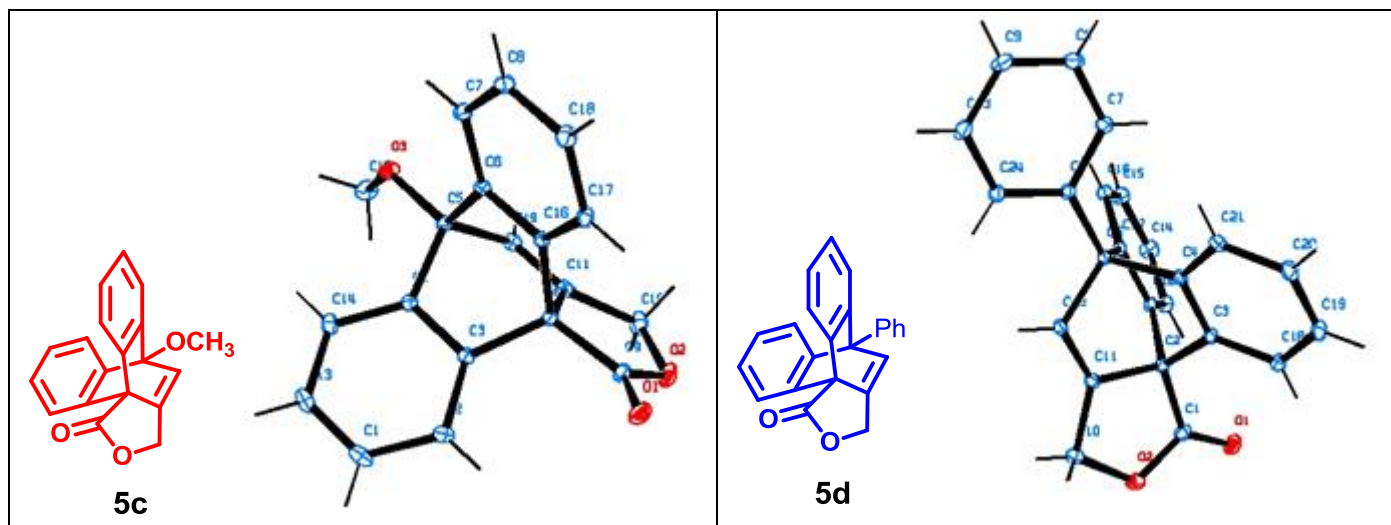


Figure 2

Conclusions

Several 9-(pent-4-yn-1-yl)anthracene-type compounds were successfully synthesized in high yields and were converted to the corresponding 9,11-bridged dibenzobarrelene derivatives in high yields via an entropically favored IMDA reaction. These bridged dibenzobarrelenes are potential candidates to examine regiochemical preferences in barrelene to semibullvalene rearrangement.

Experimental Section

General. Melting points are uncorrected and recorded on a Neolab melting point apparatus. Infrared spectra were recorded on Jasco 4100 and ABB Bomem (MB Series) FT-IR spectrometers. ^1H and ^{13}C NMR spectra were recorded on 400 MHz Bruker Avance III FT-NMR spectrometer with tetramethylsilane (TMS) as internal standard. Chemical shifts (δ) are reported in parts per million (ppm) downfield of TMS. Elemental analysis was performed using Elementar Systeme (Vario EL III). Molecular mass was determined by electron impact (EI) method using GC-MS (Agilent GC-7890A, Mass-5975C).

General procedure for the synthesis of bridged esters 5. Aldehydes **9** were synthesized via formylation^{18,19} of anthracene by a known procedure. Aldehydes **9** (16 mmol) were oxidized with *t*-butyl hydroperoxide (1.92 mL, 20 mmol) and Se(IV) oxide (0.14 g, 1.25 mmol) (48-70h) in *t*-butanol at 75 °C. Undissolved materials were filtered off and filtrate was evaporated. The residue thus obtained was dissolved in dichloromethane (120 mL) and stirred with 5N HCl (200 mL) at room temperature for 4h. The aqueous and organic layers were separated and from the aqueous layer, the acids were extracted with dichloromethane. The organic solutions were collected and dried over anhydrous sodium sulfate and solvents were evaporated to obtain corresponding acids **10** (76-80 % yield, Table 1). Triethylamine (1.40 mL, 10 mmol) was added to a solution of **10** (10 mmol) and cyanuric chloride (1.84 g, 10 mmol) in acetone and stirred at room temperature for 1h to get the corresponding acid chloride **12**. Propargyl alcohol (0.60 mL, 10 mmol) was added into it (one pot reaction) and the mixture was stirred for 4h. The products obtained were washed with sodium bicarbonate and extracted with dichloromethane. Esters **13** were purified by silica gel column chromatography using a mixture of hexane and dichloromethane as eluents. Pure products were obtained in 82-90 % yield. Anthracene derivatives appended with acetylinic substituents **13** (5 mmol) were refluxed in *p*-xylene (10 mL) (48-64h) to generate corresponding barrelenes **5** that were purified by silica gel column chromatography using a mixture of hexane and dichloromethane as eluents (80-90% yield).

Table 1. Amount of reactants taken in each step of the reactions and yields of intermediates **10** and **13**

Aldehydes 9 , 16 mmol (g)		Acids 10 , 10 mmol (g)		Yield %	Targets 13 , 5 mmol (g)		Yield %
9a)	3.30	10a)	2.20	78	13a)	1.30	90
9b)	3.52	10b)	2.36	76	13b)	1.37	82
9c)	3.77	10c)	2.52	79	13c)	1.45	85
9d)	4.51	10d)	2.98	80	13d)	1.68	83

General procedure for the synthesis of bridged sulfides 6. Aldehydes **9** (16 mmol) dissolved in methanol, were reduced to corresponding alcohols **14** using sodium borohydride (1.1 g, 30 mmol) in methanol. Alcohols

14 (10 mmol) and two equivalents of thiourea (1.5 g, 20 mmol) were dissolved in acetone (25 mL) and 5N HCl (5 mL) was added to it and stirred overnight. The precipitate formed was filtered and treated with sodium hydroxide (10 %, 30 mL) solution and stirred at room temperature for 2h. Acidification with 5N HCl (25 mL) yielded **16** in 87-95 % yield as shown in Table 2. To a solution of anthracenethiols **16** (5 mmol) dissolved in chloroform (20 ml), KOH (0.20 g, 5 mmol) dissolved in methanol was added at 0 °C followed by propargyl bromide (0.38 mL, 5 mmol) and stirred overnight. Reaction mixture was concentrated, washed with water and extracted with dichloromethane to obtain thioethers **17** in 75-85 % yields. Thioethers **17** were purified by silica gel column chromatography using a mixture of hexane and dichloromethane as eluents. IMDA reaction of **17** (5 mmol) was effected by refluxing in *p*-xylene (10 mL) (5-10h) to obtain corresponding barrelenes **6** in 70-80 % yields after recrystallization from suitable solvents.

Table 2. Amounts and yields of formation of intermediates **14**, **16** and **17**

Alcohols 14 , 10 mmol (g)		Yield %	Thiols 16 , 5 mmol (g)		Yield %	Thioethers 17 , 5 mmol (g)		Yield %
14a)	2.08	92	16a)	1.12	95	17a)	1.38	83
14b)	2.22	88	16b)	1.19	92	17b)	1.45	85
14c)	2.38	86	16c)	1.27	87	17c)	1.53	75
14d)	2.84	90	16d)	1.50	90	17d)	1.76	78

Synthesis of tethered sulfone 7. Tethered barrelene **6a** (200 mg, 0.76 mmol) was dissolved in DMF (5 mL) and stirred with hydrogen peroxide (30 %, 2 mL) and boric acid (0.006 g, 0.1 mmol) for 12h to obtain the corresponding sulfone **7** (78 %).

General procedure for the synthesis of tethered ethers 8. Aldehydes **9** (16 mmol) were reduced to anthracene methanols **14** using sodium borohydride (1.1 g, 30 mmol) dissolved in methanol. Anthracenemethanols **14** (10 mmol) were converted to the corresponding sodium salts **18** by treating with sodium hydride (0.48 g, 20 mmol) in THF. Propargyl bromide was added to it and stirred at room temperature for 2h followed by refluxing in THF for 4h to obtain **19** (75-85 % yield, Table 3). Propargyl ethers **19** (5 mmol) were refluxed in *p*-xylene (10 mL) (12 h to 20 h) to obtain the corresponding barrelenes **8** (80-90 %). The products were purified by silica gel column chromatography using a mixture of hexane and dichloromethane as eluents followed by recrystallization from suitable solvents and structures were confirmed by spectral and analytical data.

Table 3. Amounts and yields of formation of intermediate **19**

Ethers 19 , 5 mmol (g)		Yield %
19a)	1.30	85
19b)	1.37	78
19c)	1.45	75
19d)	1.68	81

Compound 5a⁵. Yield 87 %, mp 232-235 °C; IR (ν_{\max} , cm^{-1}): 1764, 1350, 750; ¹H NMR (CDCl₃): δ 7.45-6.95 (m, 8H), 6.75 (dt, 1H, J_1 6 Hz, J_2 2.4 Hz), 5.21 (d, 1H, J 5.6 Hz), 4.98 (d, 2H, J 2.4 Hz); ¹³C NMR (CDCl₃): δ 173.1,

147.0, 144.6, 142.5, 129.8, 125.5, 124.9, 123.5, 121.2, 68.2, 59.6, 52.2; MS: m/z 260 (M^+); Anal. Calcd. for $C_{18}H_{12}O_2$: C: 83.06, H: 4.65. Found: C: 83.01, H: 4.62.

Compound 5b. Yield 82 %, mp 175-178 °C; IR (ν_{max} , cm^{-1}): 1778, 1350, 750; 1H NMR ($CDCl_3$): δ 7.52-7.01 (m, 8H), 6.43 (t, 1H, J 2.4 Hz), 5.03 (d, 2H, J 2.4 Hz), 2.23 (s, 3H); ^{13}C NMR ($CDCl_3$): δ 173.2, 147.5, 146.9, 143.5, 134.0, 125.2, 124.5, 120.8, 120.6, 68.0, 59.1, 51.3, 15.4; MS: m/z 274 (M^+). Anal. Calcd. for $C_{19}H_{14}O_2$: C: 83.19, H: 5.14. Found: C: 83.10, H: 5.12.

Compound 5c. Yield 88 %, mp 200-202 °C; IR (ν_{max} , cm^{-1}): 1769, 1330, 750; 1H NMR ($CDCl_3$): δ 7.44-6.93 (m, 9H), 4.99 (d, 2H, J 2 Hz), 3.94 (s, 3H); ^{13}C NMR ($CDCl_3$): δ 172.6, 145.8, 144.8, 140.8, 127.9, 125.4, 124.9, 120.8, 120.7, 88.5, 67.9, 57.9, 55.2; MS: m/z 290 (M^+); Anal. Calcd. for $C_{19}H_{14}O_3$: C: 78.61, H: 4.86. Found: C: 78.52, H: 4.78.

Compound 5d. Yield 85 %, mp 274-276 °C; IR (ν_{max} , cm^{-1}): 1778, 1320, 750; 1H NMR ($CDCl_3$): δ 7.70-6.94 (m, 14H), 5.11 (d, 2H, J 2.4 Hz); ^{13}C NMR ($CDCl_3$): δ 173.1, 149.1, 147.2, 142.9, 134.5, 130.0, 129.5, 128.7, 127.9, 124.9, 124.9, 123.8, 121.0, 68.1, 61.3, 59.8; MS: m/z 336 (M^+); Anal. Calcd. for $C_{24}H_{16}O_2$: C: 85.69, H: 4.79. Found: C: 85.61, H: 4.70.

Compound 6a⁵. Yield 80 %, mp 129-132 °C; IR (ν_{max} , cm^{-1}): 1350, 750; 1H NMR ($CDCl_3$): δ 7.30-6.95 (m, 8H), 6.66 (dt, 1H, J_1 6 Hz, J_2 1.6 Hz), 5.09 (d, 1H, J 6 Hz), 3.98 (s, 2H), 3.57 (d, 2H, J 1.6 Hz); ^{13}C NMR ($CDCl_3$): δ 155.3, 147.6, 145.8, 128.9, 124.6, 124.2, 122.9, 120.0, 64.2, 51.6, 33.4, 30.7; MS: m/z 262 (M^+); Anal. Calcd. for $C_{18}H_{14}S$: C: 82.40, H: 5.38, S: 12.22. Found: C: 82.34, H: 5.37, S: 12.29.

Compound 6b. Yield 74 %, mp 112-114 °C; IR (ν_{max} , cm^{-1}): 2965, 1350, 750; 1H NMR ($CDCl_3$): δ 7.29-7.00 (m, 8H), 6.29 (t, 1H, J 2 Hz), 3.98 (s, 2H), 3.58 (d, 2H, J 2 Hz), 2.16 (s, 3H); ^{13}C NMR ($CDCl_3$): δ 156.0, 149.9, 146.8, 133.3, 124.3, 124.0, 120.0, 119.6, 63.6, 49.9, 33.5, 31.0, 15.7; MS: m/z 276 (M^+); Anal. Calcd. for $C_{19}H_{16}S$: C: 82.56, H: 5.83, S: 11.61. Found: C: 82.51, H: 5.87, S: 11.62.

Compound 6c. Yield 78 %, mp 153-156 °C; IR (ν_{max} , cm^{-1}): 2936, 1350, 750; 1H NMR ($CDCl_3$): δ 7.39-6.91 (m, 8H), 6.79 (t, 1H, J 2 Hz), 3.90 (s, 3H), 3.88 (s, 2H), 3.54 (d, 2H, J 2 Hz); ^{13}C NMR ($CDCl_3$): δ 153.1, 146.6, 143.2, 125.9, 123.5, 123.3, 118.9, 118.5, 86.2, 61.8, 53.9, 32.6, 29.8; MS: m/z 292 (M^+); Anal. Calcd. for $C_{19}H_{16}OS$: C: 78.05, H: 5.52, S: 10.97. Found: C: 78.01, H: 5.44, S: 10.88.

Compound 6d. Yield 75 %, mp 218-221 °C; IR (ν_{max} , cm^{-1}): 1350, 750; 1H NMR ($CDCl_3$): δ 7.71-6.89 (m, 14H), 4.06 (s, 2H), 3.66 (d, 2H, J 1.6 Hz); ^{13}C NMR ($CDCl_3$): δ 157.4, 150.1, 146.1, 135.5, 130.2, 128.6, 128.5, 127.5, 124.3, 124.0, 123.1, 119.9, 63.8, 60.0, 33.9, 31.2; MS: m/z 338 (M^+); Anal. Calcd. for $C_{24}H_{18}S$: C: 85.17, H: 5.36, S: 9.47. Found: C: 85.08, H: 5.38, S: 9.54.

Compound 7. Yield 78 %, mp 129-132 °C; IR (ν_{max} , cm^{-1}): 1318, 1300, 750; 1H NMR ($CDCl_3$): δ 7.26 -6.87 (m, 9H), 5.09 (d, 1H, J 6 Hz), 4.10 (s, 2H), 3.80 -3.73 (m, 2H); ^{13}C NMR ($CDCl_3$): δ 148.3, 145.6, 144.3, 134.4, 133.3, 119.4, 119.0, 118.7, 58.48, 53.9, 50.5, 50.2; MS: m/z 294 (M^+); Anal. Calcd. for $C_{18}H_{14}O_2S$: C: 73.44, H: 4.79, S: 10.89. Found: C: 73.41, H: 4.78, S: 10.91.

Compound 8a⁵. Yield 90 %, mp 198-200 °C; IR (ν_{max} , cm^{-1}): 2880, 1350, 750; 1H NMR ($CDCl_3$): δ 7.29-6.97 (m, 8H), 6.61 (dt, 1H, J_1 6 Hz, J_2 2 Hz), 5.16 (d, 1H, J 6 Hz), 4.99 (s, 2H), 4.41 (d, 2H, J 2 Hz); ^{13}C NMR ($CDCl_3$): δ 154.9, 147.2, 145.1, 125.7, 124.6, 124.3, 123.0, 120.0, 67.5, 66.4, 62.1, 52.0; MS: m/z 246 (M^+); Anal. Calcd. for $C_{18}H_{14}O$: C: 87.78, H: 5.73. Found: C: 87.76, H: 5.7.

Compound 8b. Yield 81 %, mp 139-142 °C; IR (ν_{max} , cm^{-1}): 2925, 1350, 750; 1H NMR ($CDCl_3$): δ 7.32 -6.99 (m, 8H), 6.25 (t, 1H, J 2 Hz), 5.00 (s, 2H), 4.42 (d, 2H, J 2 Hz), 2.19 (s, 3H); ^{13}C NMR ($CDCl_3$): δ 154.5, 148.5, 145.1, 128.9, 123.4, 123.0, 119.0, 118.6, 66.53, 65.5, 60.5, 49.4, 14.7; MS: m/z 260 (M^+); Anal. Calcd. for $C_{19}H_{16}O$: C: 87.66, H: 6.19. Found: C: 87.62, H: 6.17.

Compound 8c. Yield 85 %, mp 155-158 °C; IR (ν_{max} , cm^{-1}): 2940, 1350, 750; 1H NMR ($CDCl_3$): δ 7.49-6.98 (m, 8H), 6.83 (t, 1H, J 3 Hz), 5.00 (s, 2H), 4.56 (d, 2H, J 3 Hz), 4.00 (s, 3H); ^{13}C NMR ($CDCl_3$): δ 153.7, 147.3, 143.6,

124.6, 124.3, 123.7, 120.1, 119.6, 87.9, 67.6, 66.6, 60.6, 55.0; MS: m/z 276(M^+). Anal. Calcd. for $C_{19}H_{16}O_2$: C: 82.58, H: 5.84. Found: C: 82.49, H: 5.84.

Compound 8d. Yield 87 %, mp 233-236 °C; IR (ν_{max} , cm^{-1}): 2863, 1350, 750; 1H NMR ($CDCl_3$): δ 7.24-7.35 (m, 13H), 7.19 (t, 1H, J 2 Hz) 5.09 (s, 2H), 4.49 (d, 2H, J 2 Hz); ^{13}C NMR ($CDCl_3$): δ 157.0, 149.8, 145.5, 135.5, 130.2, 128.5, 127.5, 125.4, 124.3, 124.0, 123.2, 119.8, 67.8, 66.7, 61.8, 60.5; MS: m/z 322(M^+); Anal. Calcd. for $C_{24}H_{18}O$: C: 89.41, H: 5.63. Found: C: 89.36, H: 5.61.

Acknowledgements

We thank CSIR, DST, Govt. of India for funding and Sophisticated Test and Instrumentation Centre (STIC)-CUSAT for the spectral and analytical data.

References

1. Zimmerman, H. E.; Paufler, R. M. *J. Am. Chem. Soc.* **1960**, *82*, 1514.
<https://pubs.acs.org/doi/abs/10.1021/ja01491a071>
2. Cristol, S. J.; Bly, R. K. *J. Am. Chem. Soc.* **1960**, *82*, 6155.
<http://pubs.acs.org/doi/pdf/10.1021/ja01508a046>
3. Miller, R. G.; Styles, M. *J. Am. Chem. Soc.* **1963**, *85*, 1798.
<http://pubs.acs.org/doi/pdf/10.1021/ja00895a023>
4. Figeys, H. P.; Dralants, A. *Tetrahedron* **1972**, *28*, 3031.
https://www.sciencedirect.com/science/article/pii/0040402072800188/pdf?md5=cf85540c8c3d1cbc5083f86f37f615a3&isDTMRedir=Y&pid=1-s2.0-0040402072800188-main.pdf&_valck=1
5. Ciganek, E. *J. Org. Chem.* **1980**, *45*, 1497.
<http://pubs.acs.org/doi/pdf/10.1021/jo01296a031>
6. Diels, O.; Alder, K. *Justus Liebigs Ann. Chem.* **1928**, *460*, 98.
<https://doi.org/10.1002%2Fjilac.19284600106>
7. Roush, W. R.; Kageyama, M.; Riva, R.; Brown, B. B.; Warmus, J. S.; Moriarty, K. *J. Org. Chem.* **1991**, *56*, 1192.
<http://pubs.acs.org/doi/pdf/10.1021/jo00003a049>
8. Meek, J. S.; Dann, J. R. *J. Org. Chem.* **1956**, *21*, 968.
<http://pubs.acs.org/doi/pdf/10.1021/ja01495a043>
9. Meek, J. S.; Wilgus, D. R.; Dann, J. R. *J. Am. Chem. Soc.* **1960**, *82*, 2566.
<http://pubs.acs.org/doi/pdf/10.1021/ja01495a043>
10. Zimmerman, H. E.; Grunewald, G. L. *J. Am. Chem. Soc.* **1966**, *88*, 183.
<http://pubs.acs.org/doi/pdf/10.1021/ja00953a045>
11. Zimmerman, H. E.; Binkley, R. W.; Givens, R. S.; Sherwin, M. A. *J. Am. Chem. Soc.* **1967**, *89*, 3932.
<http://pubs.acs.org/doi/pdf/10.1021/ja00991a064>
12. Hixson, S. S.; Mariano, P. S.; Zimmerman, H. E. *Chem. Rev.* **1973**, *73*, 531.
<http://pubs.acs.org/doi/pdf/10.1021/cr60285a005>
13. Ramaiah, D.; Sajimon, M. C.; Joseph, J.; George, M. V. *Chem. Soc. Rev.* **2005**, *34*, 48.
<http://pubs.rsc.org/en/content/articlehtml/2005/cs/b300843f>
14. Ganschow, M.; Koser, S.; Hahn, S.; Rominger, F.; Freudenberg, J.; Bunz, U. *Chem. Eur. J.* **2017**, *23*, 4415.
<http://onlinelibrary.wiley.com/doi/10.1002/chem.201605820/full>

15. Ishii, A.; Shibata, M.; Ebina, R.; Nakata, N. *Eur. J. Org. Chem.* **2018**, 1011.
<https://onlinelibrary.wiley.com/doi/abs/10.1002/ejoc.201701616>
16. Ishii, A.; Shibata, M.; Nakata, N. *Bull. Chem. Soc. Jpn.* **2016**, *89*, 1470.
<http://www.journal.csj.jp/doi/abs/10.1246/bcsj.20160287>
17. Khalil, A. M.; Berghot, M. A.; Gouda, M. A. *Eur. J. Med. Chem.* **2009**, *44*, 4434.
<https://www.sciencedirect.com/science/article/pii/S0223523409003286>
18. Vetter, S. *Synth. Commun.* **1998**, *28*, 3219.
<http://www.tandfonline.com/doi/pdf/10.1080/00397919808004425>
19. Lane, B. S.; Burgess, K. *Chem. Rev.* **2003**, *103*, 2457.
<http://pubs.acs.org/doi/abs/10.1021/cr020471z>