

## Supplementary Material

### Synthesis of new zinc (II) phthalocyanine conjugates with block copolymers for cancer therapy

Łukasz Lamch,<sup>a</sup> Marta Tsirigotis-Maniecka,<sup>a</sup> Julita Kulbacka,<sup>b</sup> Kazimiera A. Wilk<sup>a\*</sup>

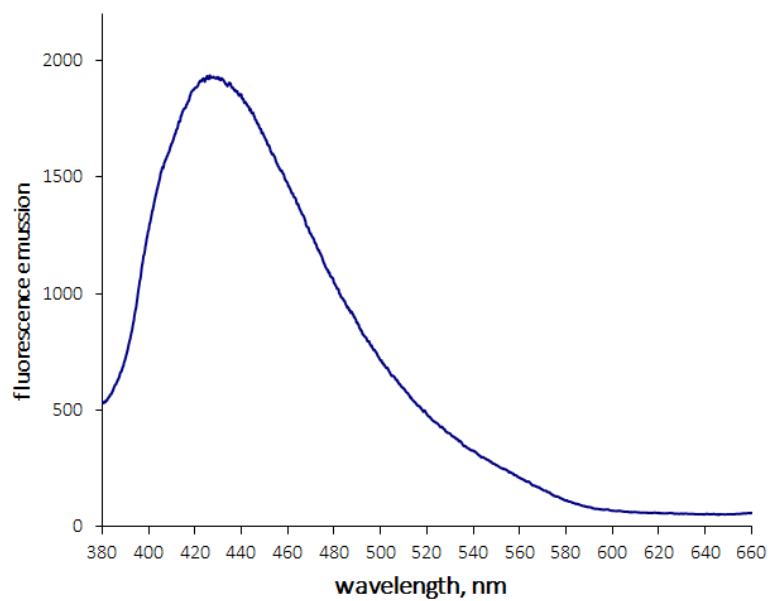
*Department of Organic and Pharmaceutical Technology, Faculty of Chemistry, Wrocław University of Science and Technology, Wybrzeże Wyspińskiego 27, 50-370 Wrocław, Poland*

*E-mail: [kazimiera.wilk@pwr.edu.pl](mailto:kazimiera.wilk@pwr.edu.pl)*

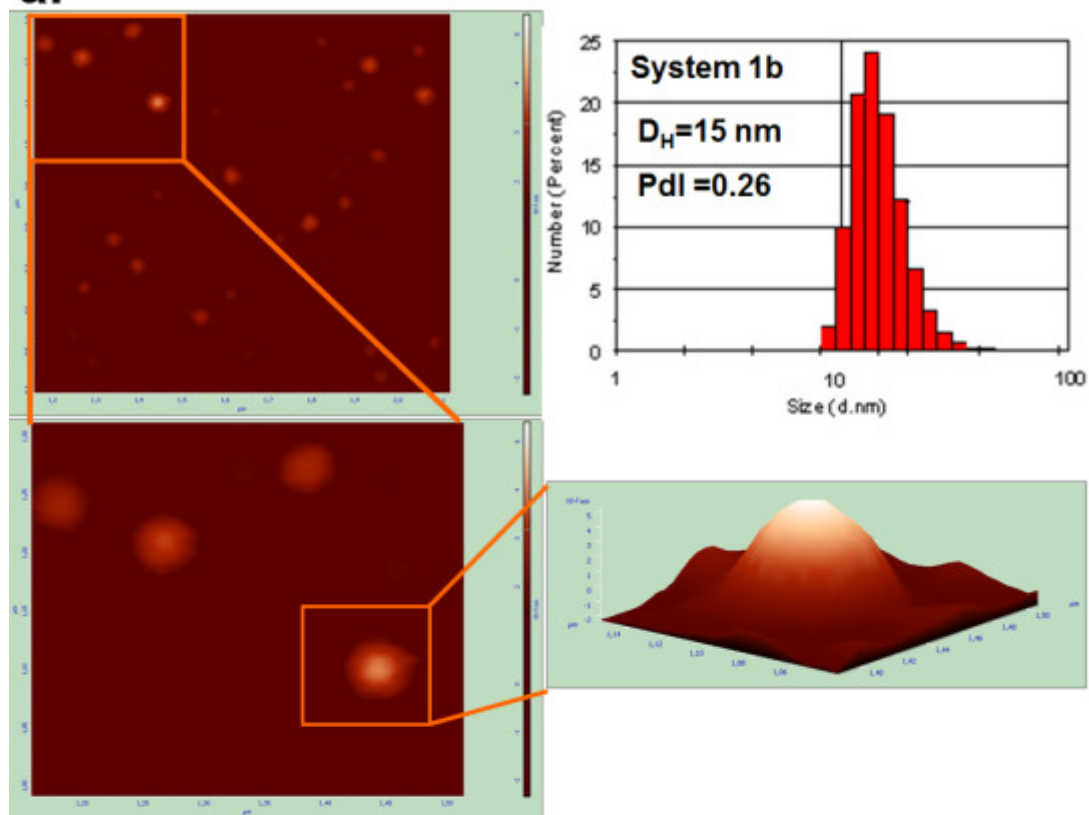
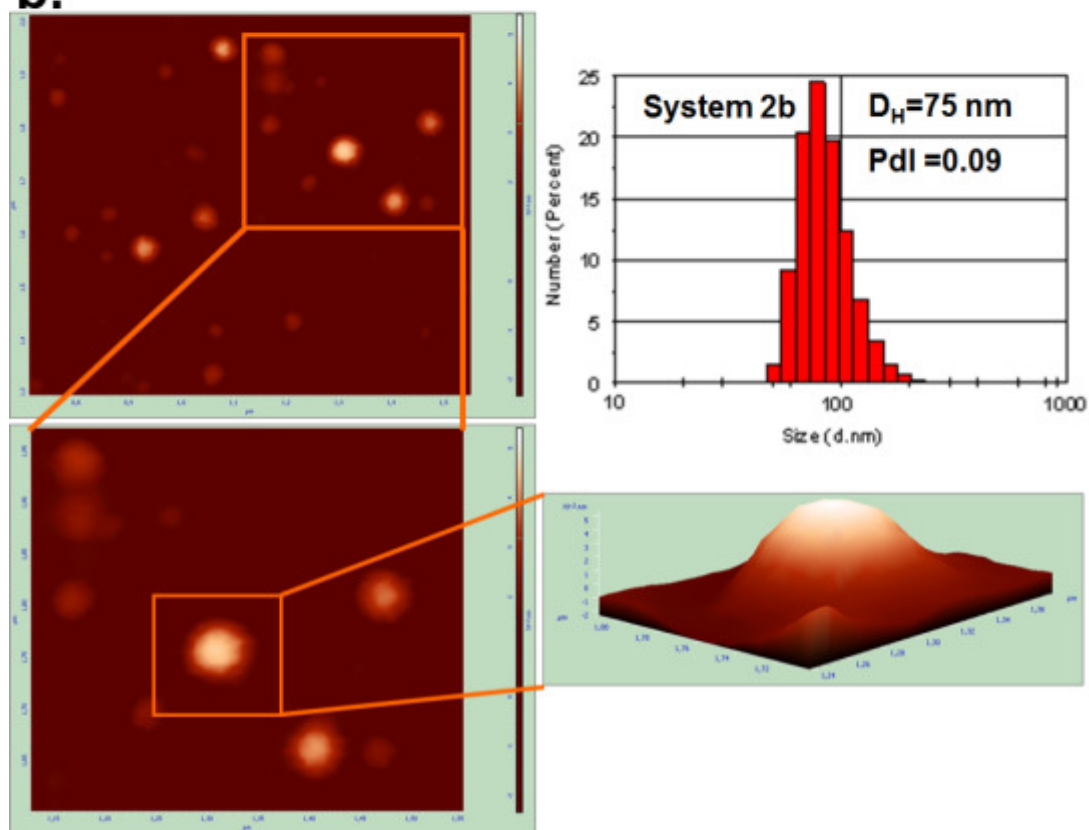
**Issue in Honor of Prof. Jacek Młochowski on the occasion of his 80<sup>th</sup> anniversary**

#### Table of contents

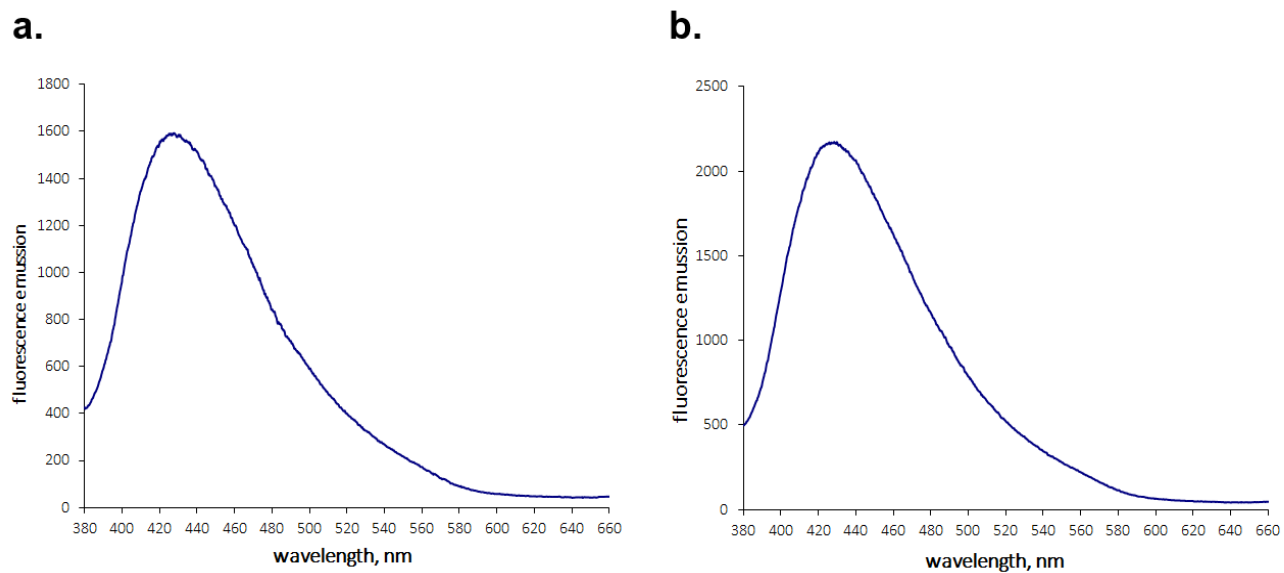
- |   |  |    |
|---|--|----|
| 1 | <b>Figure S1.</b> Fluorescence spectrum compound <b>5</b> ( $\lambda_{\text{ex}}$ 354 nm).                         | S2 |
| 2 | <b>Figure S2.</b> AFM images and DLS graphs of ZnPc-functionalized polymeric micelles.                             | S3 |
| 4 | <b>Figure S3.</b> Fluorescence spectra of ZnPc- functionalized polymeric micelles ( $\lambda_{\text{ex}}$ 354 nm). | S4 |



**Figure S1.** Fluorescence spectrum of poly(ethylene oxide) modified zinc (II) phthalocyanine ( $\lambda_{\text{ex}}$  354 nm) **5**.

**a.****b.**

**Figure S2.** AFM images and DLS graphs of ZnPc-functionalized Pluronic (**a.** systems 1b) and PLLA (**b.** system 2b) polymeric micelles.



**Figure S3.** Fluorescence spectra of ZnPc-functionalized Pluronic (**a.** system 1b) and PLLA (**b.** system 2b) polymeric micelles for  $\lambda_{\text{ex}}$  354 nm.