

Conventional and microwave assisted synthesis of 1,4-disubstituted 1,2,3-triazoles from Huisgen cycloaddition

Juan I. Sarmiento-Sánchez, Adrián Ochoa-Terán, and Ignacio A. Rivero*

*Centro de Graduados e Investigación en Química. Instituto Tecnológico de Tijuana,
Apartado Postal 1166, Tijuana, B. C. 22000 México
E-mail: irivero@tectijuana.mx*

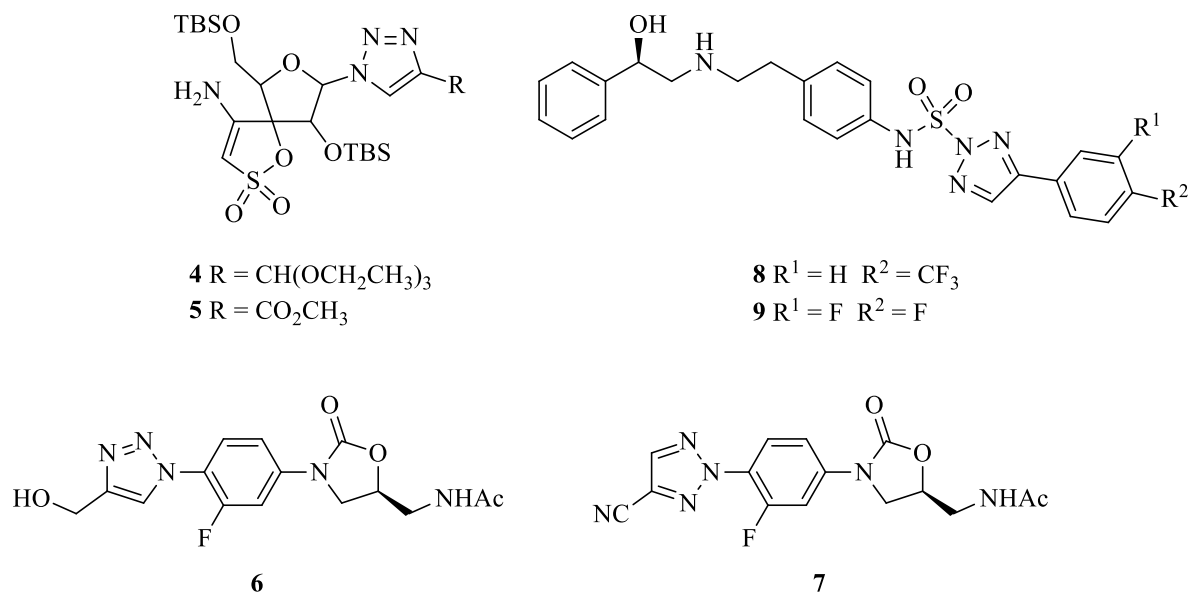
Abstract

In this paper the synthesis of a library of new 1,4-disubstituted 1,2,3-triazoles **1**, with a variety of additional functional groups on its structure, from an *in situ* generated benzyl azide **2** and different alkynes and dialkynes **3** is reported. Optimal experimental conditions were established for the conventional click chemistry and for the microwave-assisted synthesis of these 1,2,3-triazoles. Comparing the results it was concluded that under microwave-assisted conditions the products are obtained in higher yields in shorter times.

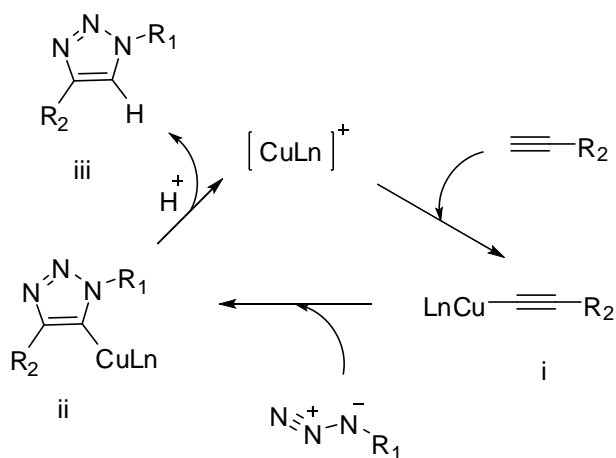
Keywords: 1,2,3-Triazoles, microwaves, click chemistry

Introduction

In recent years, triazole compounds have received much attention due to their wide range of applications in organic and medicinal chemistry. Specifically, 1,2,3-triazoles have been used in pharmaceuticals, agrochemicals, dyes, photographic materials and corrosion inhibitors materials.¹ There are numerous examples in the literature of the biological activity of triazole compounds as anti-HIV agents² (**4** and **5**) or antibiotic agents (**6** and **7**) due to their antimicrobial activity against Gram positive bacteria,³ and as selective β_3 adrenergic agonist receptors (**8** and **9**).⁴



Several methods have been described for the synthesis of 1,2,3-triazoles, but commonly they are available from the thermally induced Huisgen cycloaddition reaction between azides and alkynes.⁵ This cycloaddition reaction usually affords mixtures of 1,4- and 1,5-disubstituted 1,2,3-triazoles.⁶ Recently, Sharpless^{7a} and Meldal^{7b} reported, that 1,4-disubstituted 1,2,3-triazoles are specifically prepared from azides and terminal alkynes under copper(I) catalysis to give 1,4-disubstituted products with high regioselectivity. The regioisomeric 1,5-disubstituted triazoles are available from azides and terminal alkynes by the use of either magnesium acetylides or ruthenium catalysts.^{8,9} In the mechanism proposed by Sharpless for this reaction, the copper(I) ion is inserted into the terminal alkyne, forming the copper(I) acetylide **i**; this compound reacts with an organic azide and a subsequent rearrangement forms the final product **iii** (Scheme 1). Because of the existence of copper(I) acetylide **i**, the reaction was regioselective and only the 1,4-disubstituted 1,2,3-triazole was formed.^{7a}



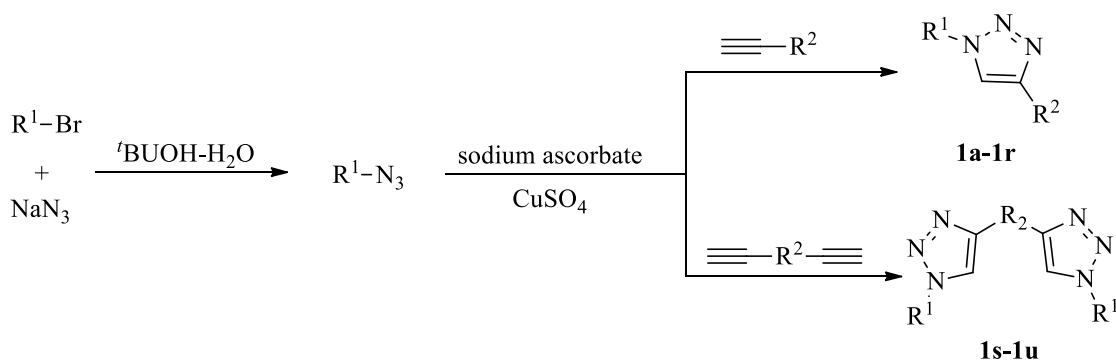
Scheme 1. Mechanism of 1,3-dipolar reaction catalyzed with Cu(I) salt.

On the other hand, microwaves have been recognized as a valuable tool for assisting a variety of chemical reactions.¹⁰ A fast and simple procedure of microwave-assisted synthesis of 1-aryl-1,2,3-triazoles from aryl azides and α -keto phosphorus ylides on a silica gel support was reported by Lan Tao and co-workers,¹¹ and recently, Castagnolo reported the synthesis of new enantiomerically pure triazole derivatives and their evaluation as inhibitors of *Mycobacterium tuberculosis*.¹² With this method, propargylamides and organic azides were reacted to generate 1,2,3-triazoles via a microwave-assisted click reaction in the presence of Cu/Na ascorbate, to generate the copper(I) catalyst *in situ*. Furthermore, Van der Eycken and coworkers used microwave-assisted click chemistry for the synthesis of 1,4-disubstituted 1,2,3-triazoles via a copper(I)-catalyst generated *in situ* by the comproportionation reaction of Cu(0) and Cu(II).¹³ Fokin and co-workers¹⁴ developed a method for the synthesis of 1,4-disubstituted 1,2,3-triazoles directly from a variety aryl and vinyl halides using a copper(I)-catalyzed proline-promoted reaction in a mixture of dimethylsulfoxide/water (9:1) or dimethylformamide/water (4:1) as the solvent, at 60 °C overnight.

The cycloaddition of azides and alkynes is typically carried out in refluxing toluene, but labile molecules may not be stable under these conditions. Also, although organic azides are generally safe compounds, those of low molecular weight can be unstable and, therefore, difficult to handle.¹⁵ This is especially true for small molecules with several azide functionalities, which would be of much interest for the generation of polyvalent structures. Thus, a methodology that avoids isolation of organic azides is desirable. In this paper, the synthesis of new 1,4-disubstituted 1,2,3-triazoles from organic azides generated *in situ* under conventional click chemistry conditions and microwave assisted click conditions is reported.

Results and Discussion

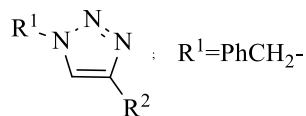
As depicted in Scheme 2, the first step in the synthesis of triazoles is the *in situ* formation of an organic azide by the reaction of sodium azide and an alkyl bromide in aqueous *tert*-butyl alcohol (tBuOH/H₂O 1:1 v/v) at 25 °C. In this sense, three reactions were performed simultaneously at controlled temperature using benzyl bromide and sodium azide to establish the time for the completion of this reaction. The three samples were analyzed by high performance liquid chromatography (HPLC) using a methanol-water (7:3) mixture as eluent and UV detection at 214.16 nm. Through these experiments an optimal time of 130 min to complete these reactions was found, and the organic azide was isolated with 80% yield.



Scheme 2. Synthesis of 1,4-disubstituted 1,2,3-triazoles.

Then, a library of twenty one 1,4-disubstituted 1,2,3-triazoles was synthesized from the thermally induced Huisgen cycloaddition reaction between benzyl azide generated *in situ* and different alkynes and dialkynes. A temperature of 50 to 60 °C and a time of 6 to 12 h were the conditions for the synthesis of most of the products. The isolated product yields were in the range of 37 to 98%, depending of the alkyne used as starting material. Is noteworthy that in the case of products **1i**, **1k**, **1l** and **1m**, it was necessary to prepare the benzyl azide at 60 °C and after two hours to add the corresponding alkyne, sodium ascorbate and copper (II) sulfate, in order to prevent the formation of byproducts and increase the yield of the isolated product. Also, a different behavior was observed with the alkyne 3,3-diethoxypropyne under different reaction conditions (Table 1, entries 1 and 2): when the reaction was performed at room temperature for 12 h the acetal triazole **1a** was exclusively obtained, whereas at higher temperatures the isolated product was the formyl triazole **1b**. Acidic conditions are normally required for the hydrolysis of acetal groups; in this case it seems to be a mild acid condition generated by ascorbic acid and copper(II) ions present in the reaction mixture, which is enough to hydrolyze the acetal group to the aldehyde at higher temperature.

As is shown in Table 1, a variety of alkynes were used in the synthesis, which allowed the inclusion of different functional groups to the triazole molecules. It is interesting to found that the yield for the hydroxyalkyltriazoles **1c-1f** decreases as the chain length increases; this might be due to the hydrophobicity of larger hydrocarbon chain compounds. Also, in the case of the aniliny triazoles **1k-1m**, there are dramatic differences on the yield, which increases as the amino group is separated from the triazole group. This is a clear evidence of a steric, more than an electronic effect on the reaction process.

**Table 1.** 1,4-Disubstituted-1,2,3-triazoles synthesized

Entry	Product	R ²	Yield (%) ^a	MW Yield (%) ^b
1	1a	-CH(OCH ₂ CH ₃) ₂	94 ^c	-
2	1b	-CH=O	82	90
3	1c	-CH ₂ OH	90	91
4	1d	-CH ₂ CH ₂ OH	87	93
5	1e	-CH ₂ CH ₂ CH ₂ OH	81	88
6	1f	-CH ₂ CH ₂ CH ₂ CH ₂ OH	82	85
7	1g	-CH(OH)CH ₃	93	-
8	1h	-CH ₂ CH(OH)CH ₃	68	80
9	1i	-CH ₂ Cl	51	48
10	1j	3-hydroxyphenyl	77	52
11	1k	2-aminophenyl	42	42
12	1l	3-aminophenyl	65	-
13	1m	4-aminophenyl	86	32
14	1n	1-naphthyl	85	-
15	1o	-C(CH ₃) ₂ NH ₂	82	-
16	1p	1-hydroxy-c-pentyl	98	-
17	1q	1-hydroxy-c-hexyl	77	-
18	1r	-CH=O	71	-
19	1s	-CH ₂ OCH ₂ -	38	37
20	1t	1,3-phenylen	40	45
21	1u	-CH ₂ CH ₂ CH ₂ -	81	-

On the other hand, the microwave-assisted click synthesis of triazole compounds started with the optimization of reaction conditions. For this purpose the synthesis of product **1c** was studied. First, in accordance with the literature, the time of reaction was set at 12 min and then, varying the temperature from 50 °C to 130 °C, it was found that at lower temperatures the product is not formed or very poor yields are obtained. In contrast, at higher temperatures (120 °C and 130 °C), quantitative yields are obtained (Figure 1a). Then, keeping the temperature at 120 °C, the reaction was performed at different times, obtaining the maximum yield at 12 min. (Figure 1b). Through these experiments the optimal reaction conditions at 120 °C and 12 min were established, reaching a total conversion of the organic azide to the triazole compound and the isolation of the desired product with excellent yields. The same conditions were used for the

synthesis of other triazole compounds previously prepared under conventional conditions, obtaining comparable or higher yields in the same time (Table 1).

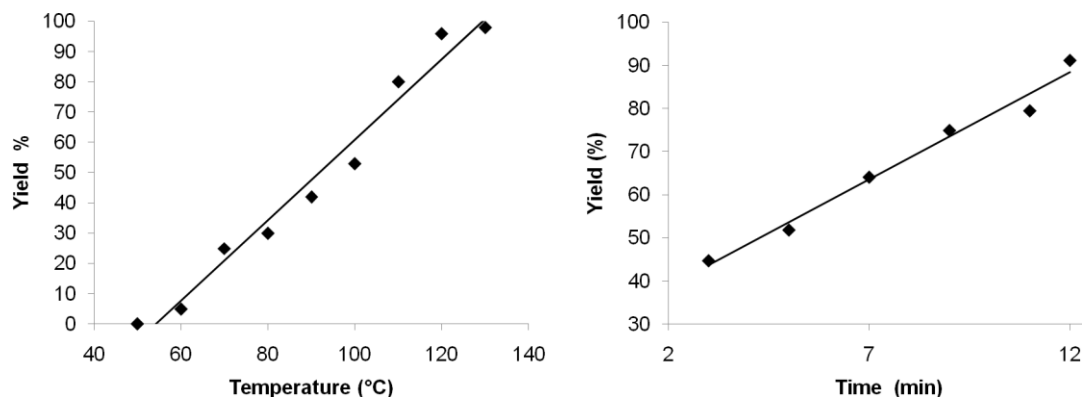


Figure 1. Optimization of the click chemistry microwave assisted conditions for **1c** compound.

The yields obtained for triazole compounds prepared using monofunctional alkynes microwave-assisted click conditions were higher than those obtained under conventional conditions. Also, this technique has the advantage of being simple and allows the synthesis of the triazole compounds on a minimum of time. From an experimental point of view, the microwave-assisted click synthesis required only the reagents and the microwave irradiation. The isolation of the products was accomplished either by filtration of the reaction mixture through a celite and silica gel pad, or by extraction with ethyl acetate followed by purification by flash chromatography for some of the products.

In case of polyfunctional substrates as **3j**, **3k** and **3m** the yields were lower than those obtained under thermal conditions. When crude products were purified the *O*- or *N*-alkylated derivatives were isolated as mainly products. For dialkynes **3s** and **3t** yields were comparable in both methods.

Conclusions

In this work a methodology was developed for the synthesis of 1,4-disubstituted 1,2,3- triazole compounds in excellent yields from an *in situ* generated alkyl azide and different alkynes. Also, it was found that the microwave irradiation dramatically reduces the reaction times from hours to several minutes, which is an important factor on the viability of new synthetic methods. In addition, the products are obtained in higher or comparable yields with those obtained under conventional thermal conditions.

Experimental Section

General. All reagents were purchased in the highest quality available and were used without further purification. The solvents used in column chromatography were obtained from commercial suppliers and used without distillation. Infrared spectra (FTIR) were recorded on a Perkin Elmer FT-IR 1600 spectrophotometer. Nuclear magnetic resonance ^1H (at 200 MHz) and ^{13}C (at 50 MHz) spectra were recorded on a Varian Mercury 200 MHz Spectrometer in CDCl_3 with TMS as internal standard. Electrospray ionization mass spectra (ESI-MS) were obtained with an ion trap, and the intensities are reported as a percentage relative to the base peak after the corresponding m/z value. Melting points were obtained on an Electrothermal 88629 apparatus. All of the reactions under microwave irradiation were conducted in heavy-walled Pyrex tubes sealed with aluminum crimp caps fitted with a silicon septum. Microwave heating was carried out with a single mode cavity Discover microwave synthesizer (CEM Corp.) producing continuous irradiation at 2455 MHz.

General procedure for the synthesis of 1,4-disubstituted-1,2,3-triazoles under microwave-assisted conditions

To a solution $t\text{BuOH}/\text{H}_2\text{O}$ (2 mL 1:1 v/v) was added benzyl bromide (150 μL , 1.261 mmol), sodium azide (82.0 mg, 1.261 mmol), alkyne (1.261 mmol), copper(II) sulfate (15.7 mg, 0.063 mmol, 5% mol) and sodium ascorbate (25.0 mg, 0.13 mmol, 10% mol). The mixture was placed in a microwave reactor vessel (10 mL) and heated at 120 $^\circ\text{C}$ for 12 min, and then cooled to room temperature. The reaction mixture was filtered with zeolite and silica gel to vacuo, was extracted with ethyl acetate (40 mL). After evaporation of the solvent, the residual oil was purified by flash chromatography.

General procedure for the synthesis of 1,4-disubstituted-1,2,3-triazoles under thermal conditions

To a solution $t\text{BuOH}/\text{H}_2\text{O}$ (6 mL 1:1 v/v) was added alkyl bromide (200 μL , 1.680 mmol), sodium azide (109.5 mg, 1.680 mmol), alkyne (1.680 mmol), copper(II) sulfate (21 mg, 0.080 mmol, 5% mol) and sodium ascorbate (33.4 mg, 0.170 mmol, 10% mol) with vigorous stirring at 50-60 $^\circ\text{C}$ for 6-12 h. The reaction mixture was filtered with diatomaceous earth or zeolite and silica gel in vacuo, then extracted with ethyl acetate (80 mL). The extracts were combined and dried over anhydrous sodium sulphate. After evaporation of the solvent, the residual oil was purified by flash chromatography.

1-Benzyl-4-(diethoxymethyl)-1H-1,2,3-triazole (1a). Yield 94%; white solid; mp 56-57 $^\circ\text{C}$ (lit.¹⁶ 58-60 $^\circ\text{C}$); ^1H NMR (CDCl_3 , 200 MHz): δ 7.50 (s, 1H), 7.40-7.24 (m, 5H), 5.70 (s, 1H), 5.52 (s, 2H), 3.75-3.50 (m, 4H), 1.22 (t, $J=7.05$ Hz, 6H); ^{13}C NMR (CDCl_3 , 50 MHz): δ 147.5, 134.5, 129.1, 128.8, 128.2, 121.8, 96.8, 61.7, 54.2, 15.1; IR (KBr): 1653, 1601, 1458, 1096 cm^{-1} . ESI-MS m/z : 284 $[\text{M}+\text{Na}]^+$, 300 $[\text{M}+\text{K}]^+$, 545 $[2\text{M}+\text{Na}]^+$.

1-Benzyl-1H-1,2,3-triazole-4-carbaldehyde (1b). Yield 82%; white solid; mp 68-70 °C (lit.¹⁷ 88-90 °C); ¹H NMR (CDCl₃, 200 MHz): δ 10.11 (s, 1H), 8.04 (s, 1H), 7.40-7.30 (m, 5H), 5.60 (s, 2H); ¹³C NMR (CDCl₃, 50 MHz): δ 185.0, 147.9, 133.4, 129.3, 129.2, 128.3, 125.2, 54.5; IR (KBr): 2853, 1691, 1604, 1448, cm⁻¹; ESI-MS *m/z*: 242 [M+MeOH+Na]⁺, 461 [2M+MeOH+Na]⁺.

(1-Benzyl-1H-1,2,3-triazol-4-yl)methanol (1c). Yield 90%; pale yellow solid; mp 75-76 °C, (lit.^{16,18,19c} 76-78 °C). ¹H NMR (CDCl₃, 200 MHz): δ 7.45 (s, 1H), 7.37-7.22 (m, 5H), 5.48 (s, 2H), 4.76 (s, 2H); ¹³C NMR (CDCl₃, 50 MHz): δ 148.2, 134.5, 129.2, 128.8, 128.1, 121.7, 56.3, 54.2; IR (KBr): 3265, 1678, 1605, 1455, 1221 cm⁻¹. ESI-MS *m/z*: 212 [M+Na]⁺, 400 [2M+Na]⁺.

2-(1-Benzyl-1H-1,2,3-triazol-4-yl)ethanol (1d). Yield 87%; pale yellow oil (lit.^{13,19}); ¹H NMR (CDCl₃, 200 MHz): δ 7.40-7.24 (m, 6H), 5.50 (s, 2H), 3.95-3.89 (t, *J* = 5.89 Hz, 2H), 2.94-2.88 (t, *J* = 5.77 Hz, 2H); ¹³C-NMR (CDCl₃, 50 MHz): δ 145.9, 134.6, 129.1, 128.7, 128.0, 121.7, 61.3, 54.0, 28.7; IR (film): 3357, 1653, 1601, 1454 cm⁻¹. ESI-MS *m/z*: 204 [M+H]⁺, 226 [M+Na]⁺, 242 [M+K]⁺, 429 [2M+Na]⁺.

3-(1-Benzyl-1H-1,2,3-triazol-4-yl)propan-1-ol (1e). Yield 81%; white solid; mp 42-43 °C. *R_f* 0.43 (petroleum ether/EtOAc 1:1 v/v); ¹H NMR (CDCl₃, 200 MHz): δ 7.33 (m, 6H), 5.47 (s, 2H), 3.87 (br s, 1H), 3.65 (t, 2H, *J* = 6.16 Hz), 2.78 (t, 2H, *J* = 7.34 Hz), 1.88 (q, 2H, *J*₁ = 6.28 Hz, *J*₂ = 13.51 Hz); ¹³C NMR (CDCl₃, 50 MHz): δ 148.0, 134.7, 129.0, 128.6, 127.9, 121.0, 61.4, 54.0, 32.0, 21.9; IR (KBr): 3356, 1656, 1605, 1453, 1054 cm⁻¹. ESI-MS *m/z*: 218 [M+H]⁺.

4-(1-Benzyl-1H-1,2,3-triazol-4-yl)butan-1-ol (1f). Yield 82%; white solid; mp 58-59 °C (lit.²⁰ 80 °C); ¹H NMR (CDCl₃, 200 MHz): δ 7.40-7.22 (m, 6H), 5.48 (s, 2H), 3.65 (t, *J* = 6.18 Hz, 2H), 2.73 (t, *J* = 6.93 Hz, 2H), 1.80-1.54 (m, 4H); ¹³C NMR (CDCl₃, 50 MHz): δ 148.5, 134.8, 129.0, 128.6, 127.9, 120.7, 62.1, 53.9, 32.1, 25.5, 25.2; IR (KBr): 3387, 1653, 1601, 1458, 1214 cm⁻¹. ESI-MS *m/z*: 232 [M+H]⁺, 254 [M+Na]⁺, 270 [M+K]⁺, 485 [2M+Na]⁺.

(S)-1-(1-Benzyl-1H-1,2,3-triazol-4-yl)etanol (1g). Yield 93%; white solid; mp 64-65 °C (lit.²¹); ¹H NMR (CDCl₃, 200 MHz): δ 7.40-7.25 (m, 6H), 5.50 (s, 2H), 5.10-5.00 (q, *J*₁ = 6.49 Hz, *J*₂ = 12.98 Hz, 1H), 1.55 (d, *J* = 6.56 Hz, 3H); ¹³C NMR (CDCl₃, 50 MHz): δ 152.9, 134.5, 129.1, 128.8, 128.1, 120.2, 62.8, 54.1, 23.1; IR (KBr): 3357, 1653, 1587, 1498, 1458, 1292 cm⁻¹. ESI-MS *m/z*: 226 [M+Na]⁺, 429 [2M+Na]⁺.

1-(1-Benzyl-1H-1,2,3-triazol-4-yl)propan-2-ol (1h). Yield 68%; white solid; mp 44-45 °C, *R_f* 0.48 (petroleum ether/EtOAc 4:6 v/v); ¹H NMR (CDCl₃, 200 MHz): δ 7.40-7.23 (m, 6H), 5.50 (s, 2H), 4.21-4.06 (m, 1H), 2.91-2.81 (dd, *J* = 4.0, 15.21 Hz, 1H), 2.79-2.67 (dd, *J* = 7.70, 15.21 Hz, 1H), 1.25 (d, *J* = 6.22 Hz, 3H); ¹³C NMR (CDCl₃, 50 MHz): δ 145.7, 134.7, 129.1, 128.7, 128.0, 121.7, 67.1, 54.1, 34.8, 22.9; IR (KBr): 3387, 1653, 1587, 1458, 1295 cm⁻¹. ESI-MS *m/z*: 218 [M+H]⁺, 240 [M+Na]⁺, 256 [M+K]⁺, 456 [2M+Na]⁺. HRMS: calcd. for [C₁₂H₁₅N₃O+H]⁺ 218.1288; found 218.1291.

1-Benzyl-4-(chloromethyl)-1H-1,2,3-triazole (1i). Yield 51%; white solid; mp 112-113 °C (lit.¹⁸ 114-116 °C); *R_f* 0.27 (petroleum ether/EtOAc 8:2 v/v); ¹H NMR (CDCl₃, 200 MHz): δ 7.51 (s, 1H), 7.39-7.24 (m, 5H), 5.51 (s, 2H), 4.66 (s, 2H). ¹³C NMR (CDCl₃, 50 MHz): δ 145.0,

134.3, 129.2, 128.9, 128.1, 122.6, 54.3, 36.2; IR (KBr): 1653, 1601, 1458, 702 cm^{-1} ; ESI-MS m/z : 208 $[\text{M}+\text{H}]^+$, 230 $[\text{M}+\text{Na}]^+$, 437 $[\text{2M}+\text{Na}]^+$.

3-(1-Benzyl-1*H*-1,2,3-triazol-4-yl)phenol (1j). Yield 77%; white solid; mp 130-131 $^{\circ}\text{C}$; ^1H -NMR (CDCl_3 , 200 MHz): δ 8.96 (s, 1H), 7.72 (s, 1H), 7.36-7.17 (m, 7H), 6.84-6.78 (ddd, $J_1 = 6.57$ Hz, $J_2 = 2.25$ Hz, $J_3 = 2.17$ Hz, 1H), 5.55 (s, 2H); ^{13}C -NMR (CDCl_3 , 50 MHz): δ 157.7, 148.1, 134.8, 131.6, 129.8, 129.0, 128.6, 127.9, 119.8, 116.7, 115.5, 112.7, 54.0; IR (KBr): 3148, 1621, 1587, 1457, 1217 cm^{-1} ; ESI-MS m/z : 252 $[\text{M}+\text{H}]^+$, 274 $[\text{M}+\text{Na}]^+$, 290 $[\text{M}+\text{K}]^+$, 525 $[\text{2M}+\text{Na}]^+$. HRMS: calcd. for $[\text{C}_{15}\text{H}_{13}\text{N}_3\text{O}+\text{H}]^+$ 252.1131; found 252.1139.

2-(1-Benzyl-1*H*-1,2,3-triazol-4-yl)aniline (1k). Yield 42%; pale yellow solid, m.p. 97-98 $^{\circ}\text{C}$; R_f 0.25 (petroleum ether/EtOAc 4:6 v/v); ^1H NMR (CDCl_3 , 200 MHz): δ 7.65 (s, 1H), 7.40-7.24 (m, 6H), 7.12-7.04 (dd, $J_1 = 8.04$, $J_2 = 1.55$ Hz, 1H), 6.76-6.62 (m, 2H), 5.55 (s, 2H), 5.50 (br s, 2H); ^{13}C NMR (CDCl_3 , 50 MHz): δ 148.8, 145.1, 134.5, 129.1, 129.0, 128.7, 128.0, 127.6, 119.7, 117.2, 116.7, 113.5, 54.3; IR (KBr): 3343, 1653, 1601, 1454 cm^{-1} ; ESI-MS m/z : 251 $[\text{M}+\text{H}]^+$, 273 $[\text{M}+\text{Na}]^+$, 523 $[\text{2M}+\text{Na}]^+$. HRMS: calcd. for $[\text{C}_{15}\text{H}_{14}\text{N}_4+\text{H}]^+$ 251.1291; found 251.1298.

3-(1-Benzyl-1*H*-1,2,3-triazol-4-yl)aniline (1l). Yield 65%; pale brown solid; mp 145-147 $^{\circ}\text{C}$ (lit. ²² 149 $^{\circ}\text{C}$); R_f 0.23 (petroleum ether/EtOAc 8:2 v/v); ^1H NMR (CDCl_3 , 200 MHz): δ 7.62 (s, 1H), 7.34-7.22 (m, 6H), 7.10-7.02 (t, $J = 8.5$ Hz, 1H), 6.73-6.61 (m, 2H), 5.49 (s, 2H); ^{13}C NMR (CDCl_3 , 50 MHz): δ 148.8, 145.1, 134.6, 129.1, 129.0, 128.7, 128.0, 127.7, 119.8, 117.2, 116.7, 113.5, 54.3; IR (KBr): 3328, 1657, 1601, 1450 cm^{-1} ; ESI-MS m/z : 251 $[\text{M}+\text{H}]^+$, 273 $[\text{M}+\text{Na}]^+$, 523 $[\text{2M}+\text{Na}]^+$.

4-(1-Benzyl-1*H*-1,2,3-triazol-4-yl)aniline (1m). Yield 86%; pale brown solid; mp 160-161 $^{\circ}\text{C}$ [lit.²³]; R_f 0.24 (petroleum ether/EtOAc 1:1 v/v); ^1H NMR (CDCl_3 , 200 MHz): δ 7.61-7.57 (d, $J = 8.43$ Hz, 2H), 7.52 (s, 1H), 7.38-7.26 (m, 5H), 6.72-6.68 (d, $J = 8.43$ Hz, 2H), 5.55 (s, 2H); ^{13}C NMR (CDCl_3 , 50 MHz): δ 146.5, 134.9, 130.7, 129.0, 128.7, 128.0, 126.9, 120.9, 118.2, 115.2, 54.2; IR (KBr): 3350, 1625, 1611, 1461 cm^{-1} ; ESI-MS m/z : 251 $[\text{M}+\text{H}]^+$, 273 $[\text{M}+\text{Na}]^+$, 289 $[\text{M}+\text{K}]^+$, 523 $[\text{2M}+\text{Na}]^+$.

1-Benzyl-4-(naphthalen-1-yl)-1*H*-1,2,3-triazole (1n). Yield 85%; pale yellow solid; mp 89-90 $^{\circ}\text{C}$; ^1H -NMR (CDCl_3 , 200 MHz): δ 8.39-8.34 (m, 1H), 7.88-7.82 (m, 2H), 7.71 (s, 1H), 7.69-7.66 (d, $J = 7.33$ Hz, 1H), 7.52-7.47 (dd, $J = 6.42$, 3.48 Hz, 4H), 7.37-7.36 (d, $J = 1.83$ Hz, 4H), 5.61 (s, 2H); ^{13}C -NMR (CDCl_3 , 50 MHz): δ 147.3, 134.6, 133.8, 131.0, 129.1, 128.8, 128.7, 128.3, 128.0, 127.1, 126.5, 125.9, 125.4, 125.2, 122.4, 54.1; IR (KBr): 1686, 1601, 1454 cm^{-1} ; ESI-MS m/z : 286 $[\text{M}+\text{H}]^+$, 308 $[\text{M}+\text{Na}]^+$, 324 $[\text{M}+\text{K}]^+$, 593 $[\text{2M}+\text{Na}]^+$. HRMS: calcd. for $[\text{C}_{19}\text{H}_{15}\text{N}_3+\text{H}]^+$ 286.1339; found 286.1345.

2-(1-Benzyl-1*H*-1,2,3-triazol-4-yl)propan-2-amine (1o). Yield 82%; pale brown solid; mp 32-34 $^{\circ}\text{C}$; ^1H NMR (CDCl_3 , 200 MHz): δ 7.34 (m, 6H), 5.48 (s, 2H), 3.44 (br s, 2H, NH_2), 1.56 (s, 6H); ^{13}C NMR (CDCl_3 , 50 MHz): δ 153.7, 134.6, 129.1, 128.6, 128.1, 120.2, 54.1, 29.3; IR (film): 3387, 1668, 1605, 1454 cm^{-1} ; ESI-MS m/z : 217 $[\text{M}+\text{H}]^+$, 239 $[\text{M}+\text{Na}]^+$, 455 $[\text{2M}+\text{Na}]^+$. HRMS: calcd. for $[\text{C}_{12}\text{H}_{16}\text{N}_4+\text{H}]^+$ 217.1448; found 217.1543.

1-(1-Benzyl-1*H*-1,2,3-triazol-4-yl)cyclopentanol (1p). Yield 98%; brown solid; mp 70-72 °C; ¹H NMR (CDCl₃, 200 MHz): δ 7.35 (m, 6H), 5.49 (s, 2H), 3.07 (br s, 1H), 2.00 (m, 8H). ¹³C NMR (CDCl₃, 50 MHz): δ 154.6, 134.6, 129.0, 128.7, 128.2, 119.8, 78.8, 54.2, 41.1, 23.6; IR (KBr): 3387, 1653, 1587, 1454, 1214 cm⁻¹; ESI-MS *m/z*: 244 [M+H]⁺, 266 [M+Na]⁺, 324 [M+K]⁺, 509 [2M+Na]⁺. HRMS: calcd. for [C₁₄H₁₇N₃O+H]⁺ 244.1444; found 214.1451.

1-(1-Benzyl-1*H*-1,2,3-triazol-4-yl)cyclohexanol (1q). Yield 77%; white solid; mp 96-97 °C (lit.²⁴); *R_f* 0.27 (petroleum ether/EtOAc 1:1 v/v); ¹H NMR (CDCl₃, 200 MHz): δ 7.38-7.23 (m, 6H), 5.50 (s, 2H), 2.11-1.75 (m, 10H); ¹³C NMR (CDCl₃, 50 MHz): δ 156.1, 134.7, 129.1, 128.7, 128.1, 119.5, 69.5, 54.1, 38.0, 25.3, 21.9; IR (KBr): 3301, 1605, 1585, 1453, 1155 cm⁻¹; ESI-MS *m/z*: 258 [M+H]⁺, 280 [M+Na]⁺, 296 [M+K]⁺, 537 [2M+Na]⁺.

1-Cyclopentyl-1*H*-1,2,3-triazole-4-carbaldehyde (1r). Yield 71%; pale yellow solid; mp 132-134 °C; ¹H NMR (CDCl₃, 200 MHz): δ 10.13 (s, 1H), 8.14 (s, 1H), 5.08-4.95 (q, 1H), 2.41-2.26 (m, 2H), 2.13-1.77 (m, 6H); ¹³C NMR (CDCl₃, 50 MHz): δ 185.3, 147.5, 123.8, 62.4, 33.4, 23.9; IR (film): 3130, 1698, 1530, 1454 cm⁻¹; ESI-MS *m/z*: 220 [M+MeOH+Na]⁺, 418 [2M+MeOH+Na]⁺. HRMS: calcd. for [C₈H₁₁N₃O+H]⁺ 166.0975; found 166.0973.

General procedures for the synthesis of Bis-1,4-disubstituted-1,2,3-triazoles

To a solution ^tBuOH/H₂O (1:1) was added benzyl bromide (200 μL, 1.680 mmol), sodium azide (109.5 mg, 1.680 mmol), dialkyne (0.5 equiv.), copper sulfate (21 mg, 0.080 mmol, 5% mol) and sodium ascorbate (33.4 mg, 0.170 mmol, 10% mol) with vigorous stirring at 50 °C for overnight. The reaction mixture was filtered with diatomaceous earth and silica gel in vacuo, then extracted with ethyl acetate (80 mL). The extracts were combined and dried over anhydrous sodium sulfate. After evaporation of the solvent, the residual oil was purified by column chromatography.

4,4'-Oxybis(methylene)bis(1-benzyl-1*H*-1,2,3-triazole) (1s). Yield 38%; white solid; mp 128-129 °C (lit.²⁵ 126-127 °C); *R_f* 0.40 (petroleum ether/EtOAc 1:1 v/v); ¹H NMR (CDCl₃, 200 MHz): δ 7.47 (s, 2H), 7.37-7.22 (m, 10H), 5.49 (s, 4H) 4.66 (s, 4H); ¹³C NMR (CDCl₃, 50 MHz): δ 144.9, 134.5, 129.1, 128.7, 128.2, 122.7, 63.6, 54.1; IR (KBr): 1602, 1584, 1452, 1083 cm⁻¹; ESI-MS *m/z*: 361 [M+H]⁺.

1,3-Bis(1-benzyl-1*H*-1,2,3-triazol-4-yl)benzene (1t). Yield 40%; white solid; mp 115-116 °C; *R_f* 0.37 (petroleum ether/EtOAc 1:1 v/v); ¹H NMR (CDCl₃, 200 MHz): δ 8.18 (t, *J* = 1.53 Hz, 1H), 7.79 (d, *J* = 1.73 Hz, 1H), 7.73 (d, *J* = 1.73 Hz, 1H), 7.36 (s, 2H), 7.47-7.26 (m, 11H), 5.57 (s, 4H). ¹³C NMR (CDCl₃, 50 MHz): δ 147.8, 134.5, 131.0, 129.4, 129.2, 128.8, 128.1, 125.3, 122.8, 119.8, 54.3; IR (KBr): 1602, 1584, 1452 cm⁻¹; ESI-MS *m/z*: 393 [M+H]⁺. HRMS: calcd. for [C₂₄H₂₀N₆+H]⁺ 393.1822; found 393.1831.

1,3-Bis(1-benzyl-1*H*-1,2,3-triazol-4-yl)propane (1u). Yield 81%; white solid; mp 128-129 °C (lit.^{25a} 129-130 °C); ¹H NMR (DMSO-*d*₆, 200 MHz): δ 7.90 (s, 2H), 7.39-7.25 (m, 10H), 5.53 (s, 4H), 2.68-2.60 (t, *J* = 7.48 Hz, 4H), 1.97-1.82 (q, *J*₁ = 8.06 Hz, *J*₂ = 15.35 Hz, 2H); ¹³C NMR (DMSO-*d*₆, 50 MHz): δ 146.7, 136.2, 128.5, 127.8, 127.6, 121.9, 52.5, 28.6, 24.4; IR (KBr): 1602, 1584, 1452 cm⁻¹; ESI-MS *m/z*: 359 [M+H]⁺, 381 [M+Na]⁺.

Acknowledgements

We gratefully acknowledge support for this project by Consejo Nacional de Ciencia y Tecnología (CONACyT, GRANT No SEP-2004-CO1-47835) and Dirección General de Educación Superior Tecnológica (DGEST) for support this project. Juan Sarmiento thanks to CONACYT for the graduate scholarship.

Reference

1. Katritzky, A. R.; Rees, C. W.; Scriven, E. F. V. Eds. *Comprehensive Heterocyclic Chemistry II* Elsevier Science: Oxford, UK, 1996; Vol. 4, pp 1–126.
2. Alvarez, R.; Elazquez, S. V.; San, F.; De Aquaro, S. C.; Perno, C. F.; Karlsson, A. Balzarini, J.; Camarasa, M. J. *J. Med. Chem.* **1994**, *37*, 4185.
3. Genin, M. J.; Allwine, D. A.; Anderson, D. J.; Barbachyn, M. R.; Emmert, D. E.; Garmon, S. A.; Graber, D. R.; Grega, K. C.; Hester, J. B.; Hutchinson, D. K.; Morris, J.; Reischer, R. J.; Ford, C. W.; Zurenco, G. E.; Hamel, J. C.; Schaadt, R. D.; Stapertand, D.; Yagi, B. H. *J. Med. Chem.* **2000**, *43*, 953.
4. Brockunier, L. L.; Parmee, E. R.; Ok, H. O.; Candelore, M. R.; Cascieri, M. A.; Colwell, L. F.; Deng, L.; Feeney, W. P.; Forest, M. J.; Hom, G. J.; MacIntyre, D. E.; Tota, L.; Wyvratt, M. J.; Fisher, M. H.; Weber, A. E. *Bioorg. Med. Chem. Lett.* **2000**, *10*, 2111.
5. Huisgen, R.; Szeimies, G.; Moebius, L. *Chem. Ber.* **1967**, *100*, 2494.
6. (a) Huisgen, R. In *1,3-Dipolar Cycloaddition Chemistry*; Padwa, A., Ed.; Wiley: New York, 1984; pp 1–176. (b) Lwowski, W. In *1,3-Dipolar Cycloaddition Chemistry*; Padwa, A., Ed.; Wiley: New York, 1984; pp 559–651.
7. (a) Rostovtsev, V. V.; Green, L. G.; Fokin, V. V.; Sharpless, K. B. *Angew. Chem. Int. Ed.* **2002**, *41*, 2596. (b) Tornøe, C. W.; Christensen, C.; Meldal, M. *J. Org. Chem.* **2002**, *67*, 3057.
8. (a) Krasinski, A.; Fokin, V. V.; Sharpless, K. B. *Org. Lett.* **2004**, *6*, 1237. (b) Akimova, G. S.; Chistokletov, V. N.; Petrov, A. A. *Zh. Org. Khim.* **1967**, *3*, 968. (c) Akimova, G. S.; Chistokletov, V. N.; Petrov, A. A. *Zh. Org. Khim.* **1967**, *3*, 2241. (d) Akimova, G. S.; Chistokletov, V. N.; Petrov, A. A. *Zh. Org. Khim.* **1968**, *4*, 389.
9. (a) Zhang, L.; Chen, X.; Xue, P.; Sun, H. H. Y.; Williams, I. D.; Sharpless, K. B.; Fokin, V. V.; Jia, G. *J. Am. Chem. Soc.* **2005**, *127*, 15998. (b) Rasmussen, L. K.; Boren, B. C.; Fokin, V. V. *Org. Lett.* **2007**, *9*, 5337.
10. (a) Soh, C. H.; Chui, W. K.; Lam, Y. *J. Comb. Chem.* **2006**, *8*, 464. (b) Katritzky, A. R.; Singh, A. K. *J. Org. Chem.* **2002**, *67*, 9077.
11. Tao, L.; Zhang, L.; Shen, S.; Han, X. P. *Chinese Chem. Lett.* **2001**, *12*, 763.
12. Castagnolo, D.; Radi, M.; Dessì, F.; Manetti, F.; Saddi, M.; Meleddu, R.; De Logu, A.; Botta, M. *Bioorg. Med. Chem. Lett.* **2009**, *19*, 2203.

13. Appukkuttan, P.; Dehaen, W.; Fokin, V. V.; Van der Eycken, E. *Org. Lett.* **2004**, *6*, 4223.
14. Feldman, A. K.; Colasson, B.; Fokin, V. V. *Org. Lett.* **2004**, *6*, 3897.
15. Scriven, E. F. V.; Turnbull, K. *Chem. Rev.* **1988**, *2*, 351.
16. (a) Girard, C.; Nen, E.; Aufort, M.; Beauvire, S.; Samson, E.; Herscovici, J. *Org. Lett.* **2006**, *8*, 1689. (b) Aufort, M.; Herscovici, J.; Bouhours, P.; Moreau, N.; Girard, C. *Bioorg. Med. Chem. Lett.* **2008**, *18*, 1195.
17. (a) Wiley, R.; Smith, N. R.; Johnson, D. M.; Moffat, J. *J. Am. Chem. Soc.* **1955**, *77*, 3412. (b) Labbe, G.; Bruynseels, M. *J. Chem. Soc. Perkin Trans. 1* **1990**, 1492. (c) Labbe, G.; Bruynseels, M.; Delbeke, P.; Toppet, S. *J. Het. Chem.* **1990**, *27*, 2021. (d) Komanduri, V.; Krische, M. J. *J. Am. Chem. Soc.* **2006**, *128*, 16448.
18. De las Heras, F. G.; Alonso, R.; Alonso, G. *J. Med. Chem.* **1979**, *22*, 496.
19. (a) Lipshutz, B. H.; Taft, B. R. *Angew. Chem. Int. Ed.* **2006**, *45*, 8235. (b) Sreedhar, B.; Reddy, P. S. *Synthetic Commun.* **2007**, *37*, 805.
20. Chassaing, S.; Sido, A. S. S.; Alix, A.; Kumarraja, M.; Pale, P.; Sommer, J. *Chem. Eur. J.* **2008**, *14*, 6713.
21. Durden, J.; Stansbury, H. A.; Catlette, W. H. *J. Chem. Eng. Data* **1964**, *9*, 228.
22. Namitharan, K.; Kumarraja, M.; Pitchumani, K. *Chem. Eur. J.* **2009**, *15*, 2755.
23. Smith, C. D.; Baxendale, I. R.; Lanners, S.; Hayward, J. J.; Smith, S. C.; Ley, S. V. *Org. Biomol. Chem.* **2007**, *5*, 1559.
24. (a) Moulin, F. *Helv. Chim. Acta* **1952**, *35*, 167. (b) Hagiwara, H.; Sasaki, H.; Hoshi, T.; Suzuki, T. *Synlett* **2009**, *4*, 643.
25. (a) Park, I. S.; Kwon, M. S.; Kim, Y.; Lee, J. S.; Park, J. *Org. Lett.* **2008**, *10*, 49. (b) Chan, T. R.; Hilgraf, R.; Sharpless, K. B.; Fokin, V. V. *Org. Lett.* **2004**, *6*, 2853.