

Hypervalent iodine-promoted aminobromination of electron-deficient olefins with Bromamine-T

Jing-Jing Xia,^{a,*} Xue-Liang Wu,^b and Guan-Wu Wang^{b,*}

^a School of Materials and Chemical Engineering, Anhui University of Architecture, Hefei, Anhui, 230601, People's Republic of China

^b Hefei National Laboratory for Physical Sciences at Microscale, Joint Laboratory of Green Synthetic Chemistry, and Department of Chemistry, University of Science and Technology of China, Hefei, Anhui, 230026, People's Republic of China

E-mail: xiajj@aiai.edu.cn, gwang@ustc.edu.cn

Abstract

A convenient and practical procedure for the aminobromination of electron-deficient olefins using Bromamine-T as nitrogen and bromine source promoted by (diacetoxyiodo)benzene has been developed. This metal-free protocol is highly efficient and affords the vicinal bromamines with excellent stereoselectivities.

Keywords: Aminobromination, Bromamine-T, hypervalent iodines, electron-deficient olefins

Introduction

The vicinal haloamine functionalities represent valuable synthetic intermediates of various pharmacologically active compounds and can be transformed into other useful structures via substitution reactions of the halogen atom with a wide range of nucleophiles.¹ Typically, these compounds can be obtained from the aminohalogenation of carbon-carbon double bonds. In this context, various systems employing N-halo nitrogen derivatives² or the combination of nitrogen source and NBS³ have been developed.⁴ Recently, palladium salts⁵ and Lewis acids⁶ catalyzed aminohalogenation processes have also been reported, giving the vicinal haloamines with high yield and stereoselectivity.

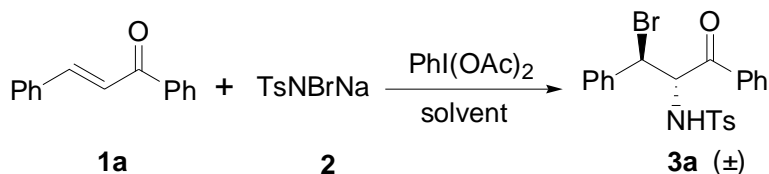
However, the aminohalogenation of electron-deficient olefins remains relatively rare probably due to the low activity of the reaction site. Very recently, elegant work focused on the copper and palladium catalyzed aminochlorination reactions have revealed that various electron-deficient olefins including α,β -unsaturated esters,⁷ ketones,⁸ amide,⁹ nitriles,¹⁰ and nitrostyrenes¹¹ can be aminochlorinated with high efficiency.¹² On the other hand, as green chemistry becomes a crucial concern in modern synthetic chemistry, avoiding metal catalysis in chemical process is

highly desirable. Delightedly, Li and coworkers reported a metal-free aminochlorination reaction of chalcones in ionic liquid.¹³ At almost the same time, we discovered that the aminohalogenation of electron-deficient olefins can be promoted by (diacetoxyiodo)benzene [PhI(OAc)₂]¹⁴ or Brønsted acids¹⁵ with Chloramine-T¹⁶ or the combination of TsNH₂ and NBS as nitrogen and halogen sources. As an analogue of Chloramine-T, Bromamine-T has been mainly utilized as a titrant in oxidimetric estimations¹⁷ and occasionally as an oxidant.¹⁸ Recently, a few papers have described the employment of Bromamine-T as nitrene surrogate for the aziridination of olefins^{19a-g} and the amidation of benzylic C-H bonds.^{19b,h} However, using Bromamine-T as both nitrogen and bromine sources simultaneously still remains unexplored. Herein we demonstrate the aminobromination of electron-deficient olefins with Bromamine-T promoted by PhI(OAc)₂.

Results and Discussion

We embarked on the study of solvent and temperature effects in a test reaction of chalcone **1a** with Bromamine-T (2.0 equiv) by the action of PhI(OAc)₂. The results are summarized in Table 1. At 25 °C, the reaction was very sluggish in CH₂Cl₂ and furnished the product in low yield after 5 hours, remaining lots of chalcone **1a** uncharged (entry 1). Elevating the reaction temperature proved helpful and the bromamine **3a** was able to be isolated in 74% yield within 1.5 hour (entry 2). The hydrogen atom required in this transformation was believed to come from the atmosphere moisture. Further efforts to reduce the loading of PhI(OAc)₂ and Bromamine-T were unsuccessful; the yields dropped notably even though the reaction time was prolonged (entries 3-4). The reaction performed in 1,2-dichloroethane (DCE) was disadvantageous; only give the product in 31% yield (entry 5). CH₃CN, which was used as a privileged solvent in aminohalogenation reactions,¹² afforded **3a** in 25% yield (entry 6). Other common solvents were also screened; however all of them exhibited negative activity towards this aminobromination process (entries 7-13).

Table 1. Optimizing the aminobromination reaction of chalcone **1a** with Bromamine-T promoted by PhI(OAc)₂^a



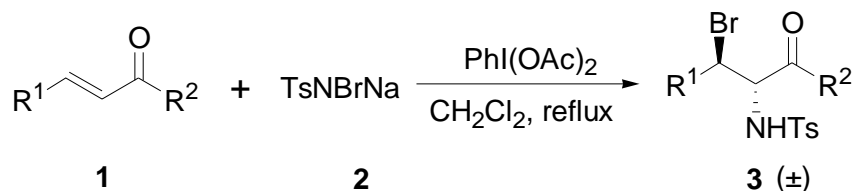
Entry	Solvent	Temp./°C	Time/h	Yield/% ^b	Dr (<i>anti/syn</i>) ^c
1	CH ₂ Cl ₂	25	5	28	92/8
2	CH ₂ Cl ₂	reflux	1.5	74	92/8
3 ^d	CH ₂ Cl ₂	reflux	2.5	43	91/9
4 ^e	CH ₂ Cl ₂	reflux	2.5	64	92/8

Table 1. Continued

Entry	Solvent	Temp./°C	Time/h	Yield/% ^b	Dr (<i>anti/syn</i>) ^c
5	DCE	reflux	4	31	92/8
6	CH ₃ CN	reflux	4	25	92/8
7	PhMe	80	5	trace	nd ^f
8	THF	reflux	5	trace	nd ^f
9	dioxane	reflux	5	trace	nd ^f
10	Et ₂ O	reflux	5	trace	nd ^f
11	DMF	80	5	0	/
13	EtOH	reflux	5	trace	nd ^f

^a Unless otherwise specified, all reactions were performed with chalcone **1a** (0.2 mmol), Bromamine-T (0.4 mmol), and PhI(OAc)₂ (0.1 mmol) in the indicated solvent. ^b Isolated yields by flash column chromatography. ^c Determined by the analysis of ¹H NMR. ^d 0.06 mmol of PhI(OAc)₂ was employed. ^e 0.3 mmol of Bromamine-T was employed. ^f Not determined.

After a brief screening of the solvent, the use of CH₂Cl₂ was found to be optimal to attain high conversion and the substrate generality was investigated next (Table 2). It was obvious to see that irrespective of the substituent pattern and the electronic property of the aryl moiety, the products could be obtained in good yields with very good diastereoselectivities when chalcones were employed as reactants (entries 1-8). The chalcone **1i** was an exception since the strong electron withdrawing group influenced the activity of the double bond obviously. The final product was isolated in moderate yield as a single diastereomer (entry 9). Furthermore, other electron-deficient double bond systems were also examined. Enone with methyl substituent on the carbonyl side was feasible, affording the bromamine **3j** in 57% yield along with high diastereoselectivity (entry 10). To our delight, the cinnamate and cinnamide were also tolerable in the present system; both of them gave the corresponding products in moderate yields as *anti*-configuration exclusively (entries 11-12).

Table 2. PhI(OAc)₂-promoted aminobromination of electron-deficient olefins with Bromamine-T^a

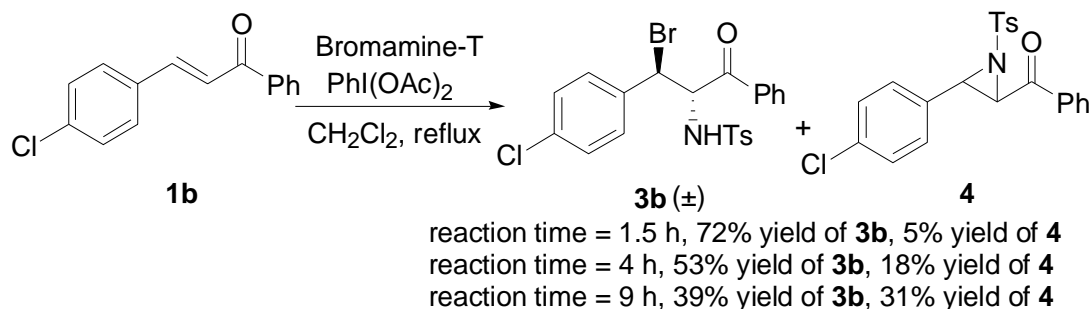
Entry	R ¹	R ²	Time/h	Product	Yield/% ^b	Dr (<i>anti/syn</i>) ^c	Mp/°C
1	Ph	Ph	1.5	3a	74	92/8	141-143 ^{6b}
2	4-Cl-C ₆ H ₄	Ph	1.5	3b	72	93/7	166-168 ^{6b}

Table 2. Continued

Entry	R ¹	R ²	Time/h	Product	Yield% ^b	Dr (<i>anti/syn</i>) ^c	Mp/ ^o C
3	2-Cl-C ₆ H ₄	Ph	1.5	3c	71	93/7	139-141 ^{14b}
4	3,4-Cl ₂ -C ₆ H ₃	Ph	2	3d	70	>99/1	156-158 ^{14b}
5	Ph	4-MeO-C ₆ H ₄	2	3e	70	90/10	142-144 ^{14b}
6	4-Cl-C ₆ H ₄	4-MeO-C ₆ H ₄	2.5	3f	68	89/11	143-145 ^{14b}
7	Ph	4-Cl-C ₆ H ₄	2	3g	67	92/8	121-123 ^{14b}
8	4-Cl-C ₆ H ₄	4-Cl-C ₆ H ₄	3	3h	66	>99/1	158-160 ^{14b}
9 ^d	4-NO ₂ -C ₆ H ₄	Ph	3.5	3i	56	>99/1	160-162 ^{14b}
10	Ph	Me	3	3j	57	93/7	123-125 ^{14b}
11	Ph	OMe	3	3k	61	>99/1	137-139 ^{6b}
12	Ph	NEt ₂	3	3l	53	>99/1	185-187 ^{14b}

^a Unless otherwise specified, all reactions were performed with olefin **1** (0.2 mmol), Bromamine-T (0.4 mmol), and PhI(OAc)₂ (0.1 mmol) in refluxing CH₂Cl₂. ^b Isolated yields by flash column chromatography. ^c Determined by the analysis of ¹H NMR. ^d 0.6 mmol of Bromamine-T was employed.

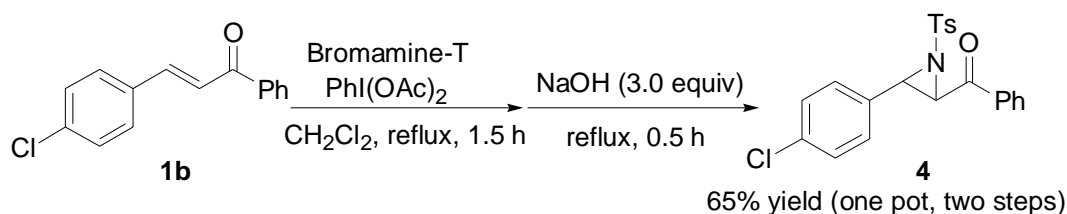
Bromamine-T was found to be an ideal nitrene source in the transition metal catalyzed aziridination of olefins.^{19b} Further exploration of our aminobromination reaction revealed that when chalcone **1b**, Bromamine-T, and PhI(OAc)₂ was mixed in refluxing CH₂Cl₂ for 1.5 h, bromamine **3b** was isolated in 72% yield along with 5% yield of aziridine **4** (Scheme 1).



Scheme 1

It has been reported that a significant amount of bromamine product was obtained in the palladium catalyzed aziridination of electron-deficient olefins which was believed to be generated by the subsequent nucleophilic ring opening of the corresponding aziridine with bromine ion.^{19c,g} To understand how the bromamine was produced in our system, extra investigation was made. We found that the yield of aziridine increased considerably when the reaction time was prolonged to 4 hours (Scheme 1). However, this conversion stopped at about

31% yield of aziridine **4** after 9 hours. Accordingly, we believed that the aziridine observed in our system was generated from the bromamine by losing hydrobromide in the presence of base^{7e,20} which was released during the aminobromination process.^{14,15} Actually, when excessive NaOH was added directly after the reaction mixture was refluxed in CH₂Cl₂ for 1.5 h, the bromamine **3b** disappeared and aziridine **4** was obtained in 65% yield after another 0.5 h (Scheme 2). This finding supported our hypothesis adequately.



Scheme 2

Conclusions

In conclusion, we have discovered Bromamine-T to be an efficient nitrogen and bromine source in the hypervalent iodine-promoted aminobromination of electron-deficient olefins. The reactions, which are characterized by their operational ease and high efficiency, lead to diastereoselective vicinal bromamine formation, proceed well for α,β -unsaturated ketones, cinnamate, and cinnamide.

Experimental Section

General procedure for the aminobromination of electron-deficient olefins with Bromamine-T promoted by PhI(OAc)₂

To a mixture of olefin **1** (0.2 mmol), Bromamine-T (0.4 mmol, 108.8 mg), and (diacetoxyiodo)benzene (0.1 mmol, 32.3 mg) in a 25 mL round-bottom flask was added CH₂Cl₂ (2 mL). This suspension was heated to reflux for the indicated time monitored by TLC. After the disappearance of the starting material, the resulting mixture was filtrated and the filtrate was separated on a silica gel column with petroleum ether/ethyl acetate 5/1 as the eluent to get the desired product **3**.

Procedure for the reaction of enone **1b** with Bromamine-T

A mixture of enone **1b** (0.2 mmol, 48.5 mg), Bromamine-T (0.4 mmol, 108.8 mg), and (diacetoxyiodo)benzene (0.1 mmol, 32.3 mg) was added to a 25 mL round-bottom flask (flask A). Two same mixtures were introduced into other two parallel flasks (flask B and C)

respectively. To each flask was added CH₂Cl₂ (2 mL) and the resulting suspensions were heated to reflux for the indicated time (flask A, 1.5 h; flask B, 4 h; flask C, 9 h). The reaction mixtures were separated on a silica gel column with petroleum ether/ethyl acetate 5/1 as the eluent to get the bromamine **3b** and aziridine **4**, respectively (flask A: 70.9 mg, 72% yield of **3b** and 4.3 mg, 5% yield of **4**; flask B: 52.1 mg, 53% yield of **3b** and 14.9 mg, 18% yield of **4**; flask C: 38.5 mg, 39% yield of **3b** and 25.7 mg, 31% yield of **4**).

Procedure for the aziridination of enone **1b** with Bromamine-T

To a mixture of enone **1b** (0.2 mmol, 48.5 mg), Bromamine-T (0.4 mmol, 108.8 mg), and (diacetoxyiodo)benzene (0.1 mmol, 32.3 mg) in a 25 mL round-bottom flask was added CH₂Cl₂ (2 mL). This suspension was heated to reflux for 1.5 h. Then NaOH (0.6 mmol, 24.0 mg) was added directly to the reaction mixture and the stirring was continued for another 0.5 h (monitored by TLC). After the disappearance of the bromamine **3b**, the resulting mixture was filtrated and the filtrate was separated on a silica gel column with petroleum ether/ethyl acetate 4/1 as the eluent to get the desired product **4** (53.5 mg, 65% yield).

All products reported here have previously been isolated and fully characterized, and were confirmed by comparison of their spectral data with the reported data.

Acknowledgements

We are grateful for the financial support from Anhui University of Architecture.

References

1. Kemp, J. E. G. In *Comprehensive Organic Synthesis*; Trost, B. M.; Fleming, I., Eds.; Pergamon: Oxford, 1991; Vol. 7, p 469.
2. For examples, see: (a) Kharasch, M. S.; Priestley, H. M. *J. Am. Chem. Soc.* **1939**, *61*, 3425. (b) Foglia, T. A.; Swern, D. *J. Org. Chem.* **1966**, *31*, 3625. (c) Schrage, K. *Tetrahedron Lett.* **1966**, *7*, 5795. (d) Daniher, F. A.; Butler, P. E. *J. Org. Chem.* **1968**, *33*, 2637. (e) Lessard, J.; Driguez, H.; Vermes, J.-P. *Tetrahedron Lett.* **1970**, *11*, 4887. (f) Driguez, H.; Vermes, J.-P.; Lessard, J. *Can. J. Chem.* **1978**, *56*, 119. (g) Klepacz, A.; Zwierzak, A. *Tetrahedron Lett.* **2001**, *42*, 4539. (h) Śliwińska, A.; Zwierzak, A. *Tetrahedron Lett.* **2003**, *44*, 9323. (i) Śliwińska, A.; Zwierzak, A. *Tetrahedron* **2003**, *59*, 5927.
3. (a) Ponsold, K.; Ihn, W. *Tetrahedron Lett.* **1970**, *11*, 1125. (b) Raghavan, S.; Reddy, S. R.; Tony, K. A.; Kumar, C. N.; Nanda, S. *Synlett* **2001**, 851. (c) Huang, X.; Fu, W.-J. *Synthesis* **2006**, 1016.
4. For an intramolecular reaction, see: Fan, R.; Wen, F.; Qin, L.; Pu, D.; Wang, B. *Tetrahedron Lett.* **2007**, *48*, 7444.

5. (a) Manzoni, M. R.; Zabawa, T. P.; Kasi, D.; Chemler, S. R. *Organometallics* **2004**, *23*, 5618. (b) Lei, A. W.; Lu, X. Y.; Liu, G. S. *Tetrahedron Lett.* **2004**, *45*, 1785. (c) Michael, F. E.; Sibbald, P. A.; Cochran, B. M. *Org. Lett.* **2008**, *10*, 793.
6. (a) Sjöholm, A.; Hemmerling, M.; Pradeille, M.; Somfai, P. *J. Chem. Soc., Perkin Trans. 1* **2001**, 891. (b) Thakur, V. V.; Talluri, S. K.; Sudalai, A. *Org. Lett.* **2003**, *5*, 861. (c) Yeung, Y.-Y.; Gao, X.; Corey, E. J. *J. Am. Chem. Soc.* **2006**, *128*, 9644. (d) Yeung, Y.-Y.; Hong, S.; Corey, E. J. *J. Am. Chem. Soc.* **2006**, *128*, 6310. (e) Li, Q.; Shi, M.; Timmons, C.; Li, G. *Org. Lett.* **2006**, *8*, 625.
7. (a) Li, G.; Wei, H.-X.; Kim, S. H.; Neighbors, M. *Org. Lett.* **1999**, *1*, 395. (b) Li, G.; Wei, H.-X.; Kim, S. H. *Org. Lett.* **2000**, *2*, 2249. (c) Wei, H.-X.; Kim, S. H.; Li, G. *Tetrahedron* **2001**, *57*, 3869. (d) Li, G.; Wei, H.-X.; Kim, S. H. *Tetrahedron* **2001**, *57*, 8407. (e) Chen, D.; Kim, S. H.; Hodges, B.; Li, G. *Arkivoc* **2003**, (xii), 56. (f) Kotti, S. R. S. S.; Xu, X.; Wang, Y.; Headley, A. D.; Li, G. *Tetrahedron Lett.* **2004**, *45*, 7209.
8. (a) Chen, D.; Timmons, C.; Chao, S.; Li, G. *Eur. J. Org. Chem.* **2004**, 3097. (b) Liu, J.; Wang, Y.; Li, G. *Eur. J. Org. Chem.* **2006**, 3112.
9. (a) Xu, X.; Kotti, S. R. S. S.; Liu, J.; Cannon, J. F.; Headley, A. D.; Li, G. *Org. Lett.* **2004**, *6*, 4881. (b) Wang, Y.-N.; Kattuboina, A.; Ai, T.; Banerjee, D.; Li, G. *Tetrahedron Lett.* **2007**, *48*, 7894.
10. Han, J.-L.; Zhi, S.-J.; Wang, L.-Y.; Pan, Y.; Li, G. *Eur. J. Org. Chem.* **2007**, 1332.
11. Zhi, S.; Han, J.; Lin, C.; An, G.; Pan, Y.; Li, G. *Synthesis* **2008**, 1570.
12. For a recent review on aminohalogenation of electron-deficient olefins, see: Li, G.; Kotti, S. R. S. S.; Timmons, C. *Eur. J. Org. Chem.* **2007**, 2745.
13. Wang, Y.-N.; Ni, B.; Headley, A. D.; Li, G. *Adv. Synth. Catal.* **2007**, *349*, 319.
14. (a) Wang, G.-W.; Wu, X.-L. *Adv. Synth. Catal.* **2007**, *349*, 1977. (b) Wu, X.-L.; Xia, J.-J.; Wang, G.-W. *Org. Biomol. Chem.* **2008**, *6*, 548.
15. Wu, X.-L.; Wang, G.-W. *J. Org. Chem.* **2007**, *72*, 9398.
16. Minakata, S.; Yoneda, Y.; Oderaotoshi, Y.; Komatsu, M. *Org. Lett.* **2006**, *8*, 967.
17. Nair, C. G. R.; Lalithakumari, R.; Senan, P. I. *Talanta* **1978**, *25*, 525.
18. Mahadevappa, D. S.; Ananda, S.; Murthy, A. S. A.; Rangappa, K. S. *Tetrahedron* **1984**, *40*, 1673.
19. (a) Vyas, R.; Chanda, B. M.; Bedekar, A. V. *Tetrahedron Lett.* **1998**, *39*, 4715. (b) Chanda, B. M.; Vyas, R.; Bedekar, A. V. *J. Org. Chem.* **2001**, *66*, 30. (c) Antunes, A. M. M.; Marto, S. J. L.; Branco, P. S.; Prabhakar, S.; Lobo, A. M. *Chem. Commun.* **2001**, 405. (d) Chanda, B. M.; Vyas, R.; Landge, S. S. *J. Mol. Catal. A: Chem.* **2004**, *223*, 57. (e) Vyas, R.; Gao, G.-Y.; Harden, J. D.; Zhang, X. P. *Org. Lett.* **2004**, *6*, 1907. (f) Gao, G.-Y.; Harden, J. D.; Zhang, X. P. *Org. Lett.* **2005**, *7*, 3191. (g) Antunes, A. M. M.; Bonifácio, V. D. B.; Nascimento, S. C. C.; Lobo, A. M.; Branco, P. S.; Prabhakar, S. *Tetrahedron* **2007**, *63*, 7009. (h) Harden, J. D.; Ruppel, J. V.; Gao, G.-Y.; Zhang, X. P. *Chem. Commun.* **2007**, 4644.
20. Nadir, U. K.; Singh, A. *Synth. Commun.* **2004**, *34*, 1337.