

An efficient synthesis of 2*H*-1,4-benzoxazin-3(4*H*)-ones via Smiles rearrangement

Jongphil Kang,^a Kyeong-Hee Kam,^a Manjunath Ghate,^a Zuo Hua,^a Tae-Hyun Kim,^b
Ch. Raji Reddy,^c S. Chandrasekhar,^{c*} and Dong-Soo Shin^{a*}

^aDepartment of Chemistry, Changwon National University, Changwon, GN, 641-773, Korea

^bDepartment of Chemistry, University of Incheon, Incheon, 402-749, S. Korea

^cOrganic Division-I, Indian Institute of Chemical Technology, Hyderabad-500007, India

E-mail: dsshin@changwon.ac.kr, srivaric@iict.res.in

Abstract

A novel and effective synthesis of substituted 1,4-benzoxazinones *via* Smiles rearrangement is described. Treatment of *N*-substituted 2-chloroacetamide, substituted 2-chlorophenols and cesium carbonate in refluxing DMF afforded the corresponding substituted 1,4-benzoxazinones in excellent yield.

Keywords: 1,4-Oxazinone, Smiles rearrangement, 1,4-benzoxazin-3-one, cesium carbonate

Introduction

1,4-Oxazinones are very important structural motif, which has wide application in medicinal chemistry due to its pharmacological properties.^{1a-c} The members of this family are used for treating Parkinson's disease,^{1d-e} ischemia reperfusion,² selective potassium channel openers,³ antinociceptive,⁴ antidepressant⁵ and antifungal agent.⁶ In addition the fluorescent properties of 1,4-oxazinones are valuable as laser dyes⁷ and coupling agent for oxidative hair dyes.⁸ Moreover, 1,4-oxazinones used as intermediates for the synthesis of aza sugars⁹ and ambident cycloaddition reactions of these compounds were well established.¹⁰ Despite their importance from pharmacological, industrial, and synthetic point of view, comparatively few methods for their preparation were reported. Some of the methods reported in the literature for the synthesis of oxazine derivatives are McKillop cycloaddition,¹¹ *N*- and *O*-alkylation with dibromo compounds,¹² lithiation method,¹³ use of chiral epoxides under phase transfer catalysts.¹⁴

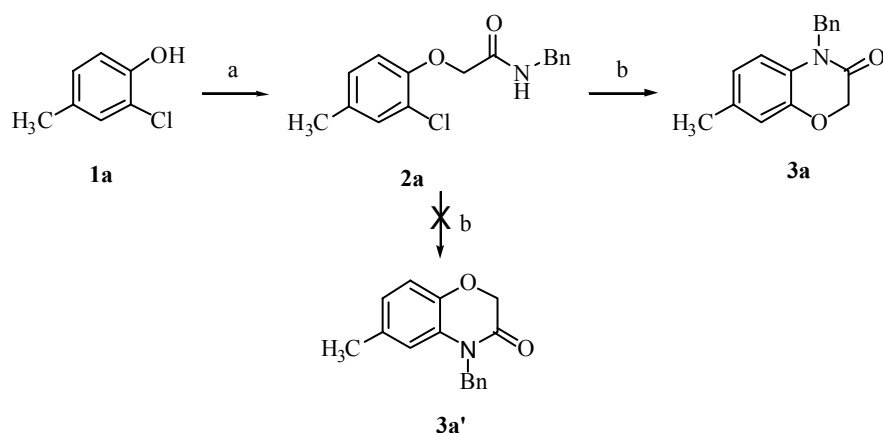
However, very few methods are available for the synthesis of 1,4-benzoxazinone or 1,4-pyridooxazinone derivatives. They are usually prepared by direct cyclization of 2-haloacetyl halide or alkyl 2-halo propionates with 2-aminophenol or 2-amino-3-hydroxypyridine. This is the most straightforward method by using 2-aminophenol or 2-nitrophenol as starting materials to

obtain 1,4-benzoxazinones and a similar approach is also applied for pyridine series. Recently Chaudhuri and coworkers reported the palladium catalyzed C-C bond formation for the construction of different heterocyclic compounds.¹⁵ Very recently Dai and his group described one-pot synthesis of 1,4-benzoxazinones under microwave condition.¹⁶ However, many of these procedures have major drawbacks such as low yields of the products, long reaction time, harsh reaction conditions, difficulties in work-up, and the use of stoichiometric amounts and/or relatively expensive reagents. The majority of the existing methods are not useful to synthesize the different substituted benzoxazinones.

Our interest in development of new methodologies¹⁷ and experience in the synthesis of 1,4-pyridooxazinones *via* Smiles rearrangement^{18, 19} resulted in identifying a new method for the synthesis of 1,4-benzoxazinone derivatives. Herein we report a simple and efficient synthesis of 1,4-benzoxazinones by using substituted 2-chlorophenols as readily available starting material. To the best of our knowledge this is the first method for the synthesis of 1,4-benzoxazinone derivatives from 2-chlorophenols which is useful to prepare a large number of substituted 1,4-benzoxazinones.

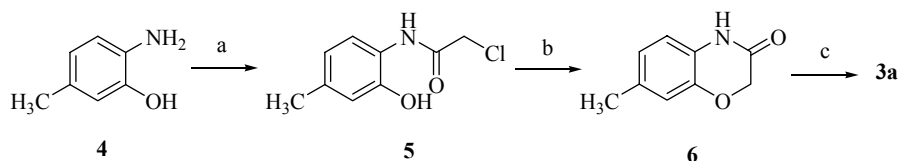
Results and Discussion

Initially, 2-chloro-4-methylphenol **1a** was treated with *N*-benzyl-2-chloroacetamide in the presence of potassium carbonate in acetonitrile. The substituted acetamide **2a** thus obtained was cyclized with cesium carbonate in DMF to give the corresponding 1,4-benzoxazinones **3a** in good yield *via* Smiles type of rearrangement (Scheme 1). It is interesting to note that acetamide **2a** undergoes Smiles type of rearrangement to form 7-methyl-2*H*-1,4-benzoxazin-3(4*H*)-one (**3a**) instead of the 6-methyl substituted product **3a'**.



Scheme 1. Reagents and Conditions: a) ClCH₂CONHBn, K₂CO₃, CH₃CN, rt, 6 h, 95%; b) Cs₂CO₃, DMF, reflux, 6 h, 68%.

The formation of **3a** was confirmed by the reaction of 5-methyl-2-amino phenol (**4**) with 2-chloroacetyl chloride using known methods (Scheme 2). Thus 2-chloroacetyl chloride was reacted with **4** to afford the intermediate **5** which was further cyclized (to give **6**) followed by treatment with benzyl chloride furnished the compound **3a**. The two compounds obtained by different synthetic routes were compared using physical and spectral data which was found to be same.

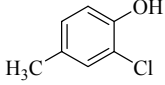
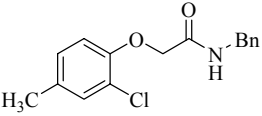
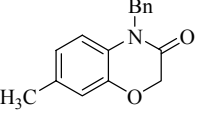
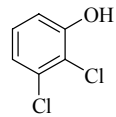
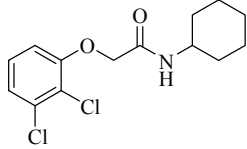
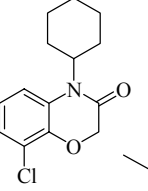
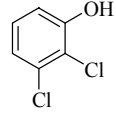
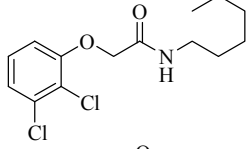
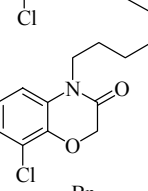
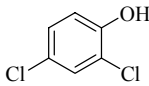
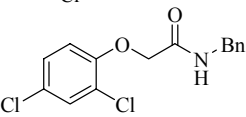
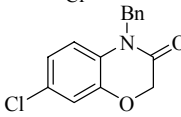
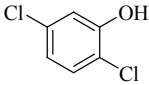
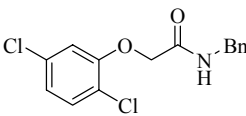
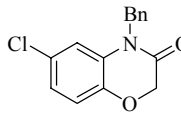
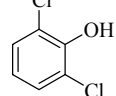
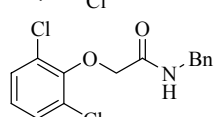
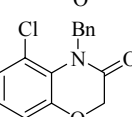
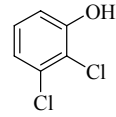
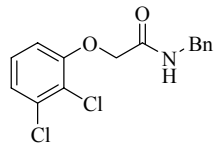
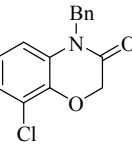
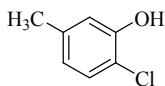
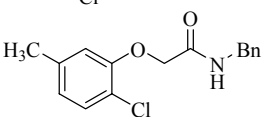
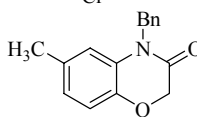
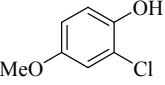
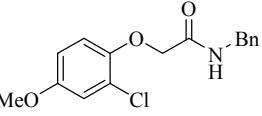
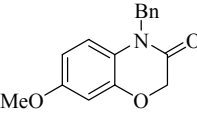
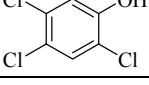
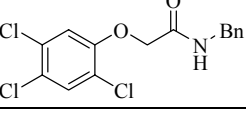
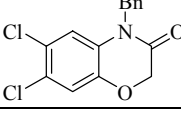


Scheme 2. Reagents and Conditions: (a) ClCH_2COCl , K_2CO_3 , CH_3CN , rt; (b) K_2CO_3 , DMF, reflux; (c) BnCl , K_2CO_3 , DMF, reflux.

The above results encouraged us to prepare various 1,4-benzoxazinone derivatives (**3a-j**) from different substituted 2-chloro phenols by the Smiles rearrangement. Accordingly 2-chloro phenols having methyl, methoxy, chloro and nitro substitution **1a-j** (entries 1 to 10, Table 1), were treated with *N*-benzyl-2-chloroacetamide in the presence of potassium carbonate in acetonitrile. The substituted acetamides **2a-j** thus obtained were cyclized with cesium carbonate in DMF under refluxing conditions to give the corresponding 1,4-benzoxazinones **3a-j** in good yields and the results are summarized in Table 1.

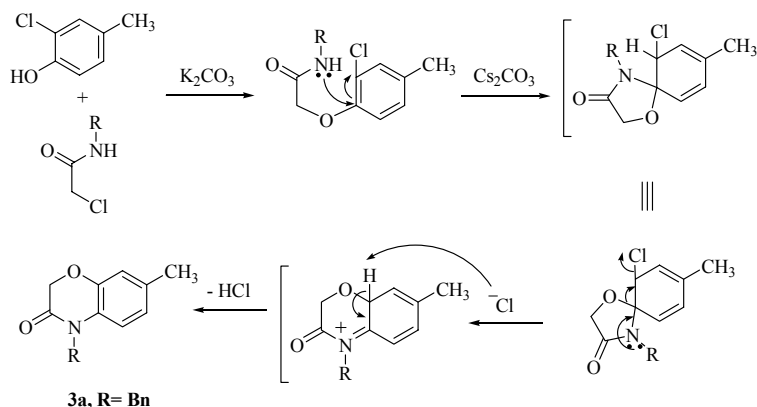
We also investigated the base and solvent effects on the synthesis of **3a** and we found that K_2CO_3 in CH_3CN was the most effective system (90% yield). Whereas K_2CO_3 in DMF, Cs_2CO_3 in CH_3CN and in DMF were found to be less effective. On the other hand, Cs_2CO_3 in DMF was found to be more effective (66% yield) for the cyclization of **2a** when compared with other bases such as Li_2CO_3 , Na_2CO_3 , K_2CO_3 , and Ag_2CO_3 .

Table 1. Synthesis of benzo[b][1,4]oxazin-3-ones from 2-chlorophenols

entry	2-chloro phenols	conversion of 1a-i to 2a-i ^a		intermediates ^c	products ^c	conversion of 2a-i to 3a-i ^d	
		time (h)	yield (%) ^b			time (h)	yield (%) ^b
1		6	95			6	68
2		10	82			8	83
3		10	83			8	78
4		3	90			5	66
5		4	77			5	70
6		2	85			3	74
7		7	86			5	89
8		6	75			5	67
9		4	70			5	63
10		5	66			7	92

^aReaction conditions: ClCH₂CONHR, K₂CO₃, CH₃CN, rt. ^bIsolated yields. ^cAll the products were characterized by ¹H and ¹³C NMR and mass spectrometry. ^dReaction conditions: Cs₂CO₃, DMF, reflux.

The cyclization of *O*-alkylated product by Smiles rearrangement occurred *via* two steps: the spiro-type intermediate was formed in the first step, and was rearranged in the second step with the loss of HCl to afford compound **3a** (Scheme 3).



Scheme 3

Conclusions

In summary we have developed a novel and efficient method for the synthesis of a wide range of 1,4-benzoxazinone derivatives *via* Smiles rearrangement. Further work including the application, chemical transformation and biological activity is underway in our laboratory.

Experimental Section

General Procedures. ^1H and ^{13}C NMR spectra were recorded in CDCl_3 (400 MHz for ^1H and 100 MHz for ^{13}C , respectively) with TMS as the internal reference on Bruker Advance 400 FT spectrometer. Chemical shifts were reported in parts per million. Mass spectra (MS) were measured by the EI method. Melting points are uncorrected. Silica gel (70-230 mesh) was used for flash column chromatography. All the reactions were monitored by TLC using 0.25 mm silica gel plates (Merck 60F-254) with or without UV indicator. Acetonitrile was distilled from anhydrous calcium sulfate and *N,N*-dimethylformamide was distilled from anhydrous magnesium sulfate prior to use. All other reagents were commercially available (Acros, Aldrich) and were used without further purification. All microwave-assisted reactions were carried out on KMIC-1.5KW creator from Korea Microwave Instrument Company. The microwave-assisted reaction time is the hold time at the final temperature.

General experimental procedure for *N*-substituted-2-chloroacetamide for products 2a to 2j
The solution of 2-chlorophenol (**1a** to **1j**) (1 mmol), *N*-benzyl-2-chloroacetamide (1.1 mmol), K₂CO₃ (1.1 mmol) and CH₃CN (20 ml) was refluxed for 3 h. After completion of the reaction, the solution was cooled; solvent was evaporated under reduced pressure. The residue was poured into water and adjusted the pH 6-7 and extracted with ethyl acetate, washed with brine and dried over anhydrous MgSO₄ to obtain the corresponding *N*-substituted-2-chloroacetamide (**2a** to **2j**).

***N*-Benzyl-2-(2-chloro-4-methylphenoxy)acetamide (2a).** Light yellow-brown crystal, mp 94-95 °C. ¹H NMR (400 MHz, CDCl₃) δ 2.25 (s, 3H), 4.52 (s, 2H), 4.54 (d, *J* = 6.0 Hz, 2H), 6.77 (d, *J* = 8.4 Hz, 1H), 6.99 (dd, *J* = 8.4, 2.0 Hz, 1H), 7.16 (d, *J* = 2.0 Hz, 1H), 7.22 (br, 1H), 7.26-7.35 (m, 5H); ¹³C NMR (100 MHz, CDCl₃) δ 20.4, 43.0, 68.5, 114.1, 122.6, 127.6, 128.5, 128.8, 130.9, 132.9, 137.8, 150.7, 167.8; MS (EI) *m/z*: 289 (M⁺, 6%), 254 (97), 148 (77), 125 (12), 107 (42), 91 (100), 77(24), 65 (12).

***N*-Cyclohexyl-2-(2,3-dichlorophenoxy)acetamide (2b).** White solid, mp 163-164 °C; ¹H NMR (400 MHz, CDCl₃) δ 1.23-1.31 (m, 3H), 1.37-1.47 (m, 2H), 1.60-1.64 (m, 1H), 1.70-1.76 (m, 2H), 1.92-1.96 (m, 2H), 3.85-3.94 (m, 1H), 4.51 (s, 2H), 6.75 (br, 1H), 6.81 (dd, *J* = 6.8, 2.0 Hz, 1H), 7.15-7.27 (m, 2H); ¹³C NMR (100 MHz, CDCl₃) δ 24.6, 25.5, 32.9, 47.8, 68.3, 111.7, 122.0, 123.7, 127.8, 134.1, 154.1, 166.1; MS (EI) *m/z*: 267 (M⁺-1-Cl, 100%), 220 (17), 184 (40), 175 (15), 140 (15), 83 (26), 55 (17).

2-(2,3-Dichlorophenoxy)-*N*-hexylacetamide (2c). White solid, mp 96-98 °C; ¹H NMR (400 MHz, CDCl₃) δ 0.89 (t, *J* = 6.8 Hz, 3H), 1.26-1.39 (m, 6H), 1.53-1.61 (m, 2H), 3.37 (dd, *J* = 13.2, 6.8 Hz, 2H), 4.53 (s, 2H), 6.82 (dd, *J* = 7.6, 2.0 Hz, 2H), 7.15-7.27 (m, 2H); ¹³C NMR (100 MHz, CDCl₃) δ 14.0, 22.6, 26.5, 29.4, 31.4, 39.1, 68.3, 111.6, 121.9, 123.7, 127.8, 134.2, 154.1, 167.0; MS (EI) *m/z*: 268 (M⁺-1-Cl, 100%), 184 (10), 142 (9), 43 (12).

***N*-Benzyl-2-(2,4-dichlorophenoxy)acetamide (2d).** Colorless crystal, mp 124-125 °C; ¹H NMR (400 MHz, CDCl₃) δ 4.54 (s, 2H), 4.55 (d, *J* = 6.0 Hz, 2H), 6.82 (d, *J* = 8.8 Hz, 1H), 7.11 (br, 1H), 7.19 (dd, *J* = 8.8, 2.4 Hz, 1H), 7.26-7.37 (m, 6H); ¹³C NMR (100 MHz, CDCl₃) δ 43.1, 68.5, 114.8, 123.8, 127.5, 127.6, 128.0, 128.8, 130.2, 137.6, 151.6, 167.1; MS (EI) *m/z*: 309 (M⁺, 4%), 274 (32), 207 (19), 148 (100), 107 (33), 91 (96).

***N*-Benzyl-2-(2,5-dichlorophenoxy)acetamide (2e).** White solid, mp 97-99 °C; ¹H NMR (400 MHz, CDCl₃) δ 4.54 (s, 2H), 4.56 (d, *J* = 6 Hz, 2H), 6.89 (d, *J* = 2.0 Hz, 1H), 6.96 (dd, *J* = 8.4, 2.0 Hz, 1H), 7.12 (br, 1H), 7.26-7.36 (m, 6H); ¹³C NMR (100 MHz, CDCl₃) δ 43.1, 68.2, 114.6, 121.4, 123.0, 127.6, 127.7, 128.8, 131.0, 133.5, 137.6, 153.1, 167.0; MS (EI) *m/z*: 309 (M⁺, 5%), 274 (57), 207 (15), 148 (92), 107 (35), 91 (100).

***N*-Benzyl-2-(2,6-dichlorophenoxy)acetamide (2f).** Colorless crystal, mp 94-96 °C; ¹H NMR (400 MHz, CDCl₃) δ 4.58 (s, 2H), 4.59 (d, *J* = 6.0 Hz, 2H), 7.03 (t, *J* = 8.0 Hz, 1H), 7.26-7.38 (m, 7H); ¹³C NMR (100 MHz, CDCl₃) δ 43.1, 71.5, 126.0, 127.6, 127.8, 128.8, 129.0, 137.7, 150.2, 167.6; MS (EI) *m/z*: 309 (M⁺, 2%), 274 (16), 148 (100), 107 (41), 91 (80).

***N*-Benzyl-2-(2,3-dichlorophenoxy)acetamide (2g).** White solid, mp 129-130 °C; ¹H NMR (400 MHz, CDCl₃) δ 4.57 (d, *J* = 6.0 Hz, 2H), 4.59 (s, 2H), 6.83 (dd, *J* = 7.6, 2.0 Hz, 1H), 7.13 (br, 1H), 7.14-7.20 (m, 2H), 7.26-7.37 (m, 5H); ¹³C NMR (100 MHz, CDCl₃) δ 43.1, 68.4, 111.8,

122.1, 123.9, 127.6, 127.7, 128.8, 134.2, 137.6, 154.0, 167.1; MS (EI) m/z : 309 (M^+ , 2%), 274 (55), 148 (95), 107 (43), 91 (100), 77 (11), 65 (12).

***N*-Benzyl-2-(2-chloro-5-methylphenoxy)acetamide (2h)**. Light brown crystal, mp 113-114 °C; ^1H NMR (400 MHz, CDCl_3) δ 2.32 (s, 3H), 4.55 (s, 2H), 4.56 (d, $J = 6$ Hz, 2H), 6.71 (s, 1H), 6.77 (dd, $J = 8, 0.8$ Hz, 1H), 7.20 (br, 1H), 7.22-7.36 (m, 5H); ^{13}C NMR (100 MHz, CDCl_3) δ 21.3, 43.0, 68.2, 114.9, 120.0, 123.6, 127.5, 127.6, 128.8, 130.0, 137.7, 138.5, 152.5, 167.7; MS (EI) m/z : 289 (M^+ , 3%), 254 (100), 148 (58), 125 (12), 107 (36), 91 (91), 77 (21), 65 (12).

***N*-Benzyl-2-(2-chloro-4-methoxyphenoxy)acetamide (2i)**. White solid, mp 88-89 °C; ^1H NMR (400 MHz, CDCl_3) δ 3.75 (s, 3H), 4.52 (s, 2H), 4.55 (d, $J = 6.0$ Hz, 2H), 6.75 (dd, $J = 9.2, 2.8$ Hz, 1H), 6.84 (d, $J = 8.8$ Hz, 1H), 6.93 (d, $J = 2.8$ Hz, 1H), 7.21 (br, 1H), 7.27-7.36 (m, 5H); ^{13}C NMR (100 MHz, CDCl_3) δ 43.0, 55.9, 69.2, 113.2, 115.7, 116.1, 123.8, 127.6, 128.8, 137.8, 147.1, 155.0, 167.9; MS (EI) m/z : 305 (M^+ , 27%), 270 (56), 158 (30), 148 (63), 126 (10), 107 (35), 91 (100), 77 (16), 65 (16).

***N*-Benzyl-2-(2,4,5-trichlorophenoxy)acetamide (2j)**. White crystal, mp 137-138 °C; ^1H NMR (400 MHz, CDCl_3) δ 4.53 (s, 2H), 4.55 (d, $J = 6.0$ Hz, 2H), 6.99 (s, 1H), 7.06 (br, 1H), 7.27-7.36 (m, 5H), 7.45 (s, 1H); ^{13}C NMR (100 MHz, CDCl_3) δ 43.2, 68.5, 115.6, 122.1, 126.0, 127.6, 127.8, 128.9, 131.1, 131.7, 137.5, 151.7, 166.6; MS (EI) m/z : 343 (M^+ , 4%), 308 (22), 281 (11), 207 (26), 148 (100), 107 (34), 91 (95).

General experimental procedure for substituted 2*H*-1,4-benzoxazin-3(4*H*)-ones for products 3a to 3j

The solution of *N*-substituted-2-(2-chlorophenoxy)acetamide (**2a** to **2j**) (1 mmol), Cs_2CO_3 (1.3 mmol) in DMF (20 mL) was refluxed for 5 h. After completion of the reaction the solvent was removed and the residue was poured into the water. The pH was adjusted to 6-7 and extracted with ethyl acetate. The ethyl acetate extract was washed with brine and dried over anhydrous MgSO_4 . The residue obtained was purified by silica gel column chromatography to obtain the corresponding substituted benzo[*b*][1,4]oxazin-3(4*H*)-ones (**3a** to **3j**).

4-Benzyl-7-methyl-2*H*-1,4-benzoxazin-3(4*H*)-one (3a). White solid; mp 90-91 °C; ^1H NMR (400 MHz, CDCl_3) δ 2.24 (s, 3H), 4.69 (s, 2H), 5.13 (s, 2H), 6.67-6.80 (m, 3H), 7.23-7.32 (m, 5H); ^{13}C NMR (100 MHz, CDCl_3) δ 20.7, 45.0, 67.8, 115.5, 117.6, 123.3, 126.2, 126.6, 127.5, 128.9, 134.1, 136.1, 145.1, 164.6; MS (EI) m/z : 253 (M^+ , 96%), 134 (8), 91 (100), 65 (9).

8-Chloro-4-cyclohexyl-2*H*-1,4-benzoxazin-3(4*H*)-one (3b). Light pink solid, mp 74-76 °C; ^1H NMR (400 MHz, CDCl_3) δ 1.22-1.43 (m, 3H), 1.71 (t, 1H), 1.79-1.91 (m, 4H), 2.30-2.40 (m, 2H), 4.10-4.18 (m, 1H), 4.56 (s, 2H), 6.95 (t, $J = 8.0$ Hz, 1H), 7.06-7.09 (m, 2H); ^{13}C NMR (100 MHz, CDCl_3) δ 25.3, 26.4, 29.4, 57.5, 68.9, 114.8, 122.6, 122.7, 124.7, 131.3, 142.8, 165.7; MS (EI) m/z : 265 (M^+ , 23%), 183 (100), 154 (45), 55 (14), 44 (10).

8-Chloro-4-hexyl-2*H*-1,4-benzoxazin-3(4*H*)-one (3c). Colorless liquid; ^1H NMR (400 MHz, CDCl_3) δ 0.89 (t, $J = 6.8$ Hz, 3H), 1.31-1.39 (m, 6H), 1.60-1.68 (m, 2H), 3.91 (t, $J = 7.6$ Hz, 2H), 4.67 (s, 2H), 6.89 (dd, $J = 8.0, 1.6$ Hz, 1H), 6.96 (t, $J = 8.0$ Hz, 1H), 7.05 (dd, $J = 8.0, 1.6$ Hz); ^{13}C NMR (100 MHz, CDCl_3) δ 14.0, 22.6, 26.5, 27.0, 41.5, 67.7, 113.4, 122.5, 122.7, 124.5,

130.0, 141.5, 163.6; MS (EI) m/z : 267 (M^+ , 51%), 236 (19), 225 (12), 207 (11), 196 (19), 183 (100), 168 (65), 154 (43), 141 (15), 99 (11), 77(10), 41 (12).

4-Benzyl-7-chloro-2H-1,4-benzoxazin-3(4H)-one (3d). Off-white solid, mp 98-100 °C; 1H NMR (400 MHz, $CDCl_3$) δ 4.72 (s, 2H), 5.13 (s, 2H), 6.77 (d, $J = 8.4$ Hz, 1H), 6.85 (dd, $J = 8.8, 2.4$ Hz, 1H), 6.99 (d, $J = 2.4$ Hz, 1H), 7.21-7.33 (m, 5H); ^{13}C NMR (100 MHz, $CDCl_3$) δ 45.0, 67.6, 116.5, 117.4, 122.7, 126.6, 127.7, 128.9, 129.0, 135.5, 145.9, 164.1; MS (EI) m/z : 273 (M^+ , 44%), 207 (17), 91 (100).

4-Benzyl-6-chloro-2H-1,4-benzoxazin-3(4H)-one (3e). White solid, mp 113-114 °C; 1H NMR (400 MHz, $CDCl_3$) δ 4.71 (s, 2H), 5.11 (s, 2H), 6.87-6.91 (m, 3H), 7.23-7.35 (m, 5H); ^{13}C NMR (100 MHz, $CDCl_3$) δ 45.0, 76.8, 115.8, 118.0, 123.7, 126.7, 127.8, 129.0, 129.8, 135.3, 143.9, 164.4; MS (EI) m/z : 273 (M^+ , 43%), 253 (5), 207 (29), 91 (100), 65 (7), 44 (12).

4-Benzyl-5-chloro-2H-1,4-benzoxazin-3(4H)-one (3f). Colorless liquid; 1H NMR (400 MHz, $CDCl_3$) δ 4.54 (s, 2H), 5.51 (s, 2H), 6.87-6.98 (m, 3H), 7.13-7.23 (m, 5H); ^{13}C NMR (100 MHz, $CDCl_3$) δ 47.0, 69.2, 115.8, 123.9, 125.5, 126.0, 127.0, 127.7, 128.4, 136.4, 150.9, 167.3; MS (EI) m/z : 273 (M^+ , 39%), 207 (8), 91 (100), 65 (8).

4-Benzyl-8-chloro-2H-1,4-benzoxazin-3(4H)-one (3g). White solid, mp 98-99 °C; 1H NMR (400 MHz, $CDCl_3$) δ 4.80 (s, 2H), 5.14 (s, 2H), 6.76-6.83 (m, 2H), 7.02 (dd, $J = 7.6, 2.0$ Hz, 1H), 7.21-7.33 (m, 5H); ^{13}C NMR (100 MHz, $CDCl_3$) δ 45.2, 67.8, 114.2, 122.4, 122.8, 124.9, 126.6, 127.7, 129.0, 130.0, 135.5, 141.5, 164.2; MS (EI) m/z : 273 (M^+ , 67%), 91 (100).

4-Benzyl-6-methyl-2H-1,4-benzoxazin-3(4H)-one (3h). White solid; mp 117-119 °C; 1H NMR (400 MHz, $CDCl_3$) δ 2.20 (s, 3H), 4.68 (s, 2H), 5.14 (s, 2H), 6.69 (s, 1H), 6.75 (d, $J = 8.4$ Hz, 1H), 6.88 (d, $J = 8.4$ Hz, 1H), 7.24-7.34 (m, 5H); ^{13}C NMR (100 MHz, $CDCl_3$) δ 45.0, 55.6, 67.8, 103.2, 107.9, 116.3, 122.2, 126.6, 127.5, 128.9, 136.0, 146.3, 156.4, 164.1; MS (EI) m/z : 253 (M^+ , 63%), 134 (11), 91 (100), 77 (11), 65 (16).

4-Benzyl-7-methoxy-2H-1,4-benzoxazin-3(4H)-one (3i). Light pink solid; mp 71-74 °C; 1H NMR (400 MHz, $CDCl_3$) δ 3.71 (s, 3H), 4.69 (s, 2H), 5.12 (s, 2H), 6.43 (dd, $J = 8.8, 2.8$ Hz, 1H), 6.56 (d, $J = 2.8$ Hz, 1H), 6.76 (d, $J = 12.8$ Hz, 1H), 7.23-7.32 (m, 5H); ^{13}C NMR (100 MHz, $CDCl_3$) δ 45.0, 55.6, 67.8, 103.2, 107.9, 116.3, 122.2, 126.6, 127.5, 128.9, 136.1, 146.3, 156.4, 164.1; MS (EI) m/z : 269 (M^+ , 100%), 178 (42), 150 (52), 135 (6), 120 (8), 91 (79), 65 (14).

4-Benzyl-6,7-dichloro-2H-1,4-benzoxazin-3(4H)-one (3j). White solid; mp 157-159 °C; 1H NMR (400 MHz, $CDCl_3$) δ 4.72 (s, 2H), 5.10 (s, 2H), 6.94 (s, 1H), 7.07 (s, 1H), 7.22-7.36 (m, 5H); ^{13}C NMR (100 MHz, $CDCl_3$) δ 45.1, 67.6, 116.9, 118.6, 126.1, 126.7, 126.9, 128.0, 128.5, 129.1, 135.0, 144.3, 163.9; MS (EI) m/z : 307 (M^+ , 42%), 91 (100), 65 (12).

Acknowledgements

The work is supported by Korean Research Foundation Grant (KRF-2005-210-C00025).

References and Notes

1. (a) Wolfer, J.; Bekele, T.; Abraham, C. J.; Dogo-Isonagie, C.; Lectka, T. *Angew. Chem. Int. Ed.* **2006**, *45*, 7398. (b) Ilas, J.; Anderluh, P. S.; Dolenc, M. S.; Kikelji, D. *Tetrahedron* **2005**, *61*, 7325. (c) Zhou, Y.-G.; Yang, P.-Y.; Han, X.-W. *J. Org. Chem.* **2005**, *70*, 1679. (d) Matzanke, N.; Löwe, W.; Perachon, S.; Sokoloff, P.; Schwartz, J.; Stark, H. *Eur. J. Med. Chem.* **1999**, *34*, 791. (e) Vliet, L. A.; Rodenhuis, N.; Dijkstra, D.; Wikström, H.; Thomas, A.; Kevin A.P.; Leonard T. S.; Thomas, G. M.; Lawrence, H. D.; Mary, E. W.; Rita, M. L.; Svensson, H. K.; Sundell, S.; Lundmark, M. *J. Med. Chem.* **2000**, *43*, 2871.
2. Yamamoto, T.; Hor, M.; Watanabe, I.; Tsutsui, H. *Chem. Pharm. Bull.* **1999**, *47*, 22.
3. Chiu, H.-I.; Lin, Y.-C.; Cheng, C.-Y.; Tsai, M.-C.; Yu, H.-C. *Bioorg. Med. Chem.* **2001**, *9*, 383.
4. Savelon, L.; Bizot-Espiard, J. G.; Caignard, D. H.; Pfeiffer, B.; Renard, P.; Viaud, M. C.; Guillaumet, G. *Bioorg. Med. Chem.* **1998**, *6*, 133.
5. Greenwood, D. T.; Mallion, K. B.; Todd, A. H.; Turner, R.W. *J. Med. Chem.* **1975**, *18*, 573.
6. Macchiarulo, A.; Costantino, G.; Fringuelli, D.; Vecchiarelli, A.; Schiaffella F.; Fringuelli, R. *Bioorg. Med. Chem.* **2002**, *10*, 3415.
7. (a) Marchi, M. B.; Claudia, N. A. S.; Martin, R. *Langmuir* **1977**, *13*, 3665. (b) Favaro, G.; Malatesta, V.; Mazzucato, U.; Millani, C.; Ottavi, G. *Proceeding of the Indian Acad. of Sciences* **1995**, *107*, 659. (c) Zhang, Y.; Hartman, S. R.; Moshary, F. *J. Chem. Physics* **1996**, *104*, 4371. (d) Guibin, M.; Soutang, J.; Wang, G.; Sun, Y. *Spectroscopy and Spectral Anal.* **1994**, *14*, 15.
8. (a) Liu, D.; Kamat, V. R. *J. Electrochem. Soc.* **1995**, *142*, 835. (b) Rose, D.; Lieske, E. *Ger. Offen. DE 4*, **1993**, *122*, 035; *Chem. Abstr.*, **1993**, *118*, 154134p.
9. Afarinkia, K.; Bahar, A.; Neuss, J. *Synlett* **2003**, 2341.
10. Afarinkia, K.; Bahar, A.; Neus J.; Ruggiero, A. *Tetrahedron Lett.* **2004**, *45*, 3995.
11. McKillop, A.; Sayer, T. S. B. *J. Org. Chem.* **1976**, *41*, 1079.
12. (a) Bartsch, H.; Schwarz, O. *J. Heterocycl. Chem.* **1982**, 1189. (b) Bartsch, H.; Ofner, M.; Schwarz, O.; Thomann, W. *Heterocycles* **1984**, *22*, 2789.
13. Chacun-Lefevre, L.; Buon, C.; Bouyssou, P.; Coudert, G. *Tetrahedron Lett.* **1998**, *39*, 5763.
14. Albanese, D.; Landini, D.; Penso, M. *Chem. Commun.* **1999**, 2095.
15. Chaudhuri, G.; Chowdhury, C.; Kundu, N. G. *Synlett* **1998**, 1273.
16. Feng G.-F.; Wu J.-L.; Dai W.-M. *Tetrahedron* **2006**, *62*, 4635.
17. (a) Ma, C.; Cho, S.-D.; Falck, J. R.; Shin, D.-S. *Heterocycles* **2004**, *63*, 75. (b) Cho, S.-D.; Song, S.-Y.; Park, Y.-D.; Kim, J.-J.; Joo, W.-H.; Shiro, M.; Falck, J. R.; Shin D.-S.; Yoon, Y.-J. *Tetrahedron Lett.* **2003**, *44*, 8995. (c) Cho, S.-D.; Park, Y.-D.; Kim, J.-J.; Joo, W.-H.; Shiro, M.; Esser, L.; Falck, J. R.; Ahn, C.; Yoon, Y.-J.; Shin, D.-S. *Tetrahedron* **2004**, *60*, 3763.
18. (a) Cho, S.-D.; Park, Y.-D.; Kim, J.-J.; Lee, S.-G.; Ma, C.; Song, S.-Y.; Joo, W.-H.; Falck, J. R.; Shiro, M.; Yoon, Y.-J.; Shin, D.-S. *J. Org. Chem.* **2003**, *68*, 7918. (b) Shin, D.-S.; Park, J. K. *Bull. Korean Chem. Soc.* **2007**, 2219.

19. (a) Baker, W. R. *J. Org. Chem.* **1983**, *48*, 5140. (b) Coutts, I. G. C.; Southcott, M. R. *J. Chem. Soc., Perkin Trans. 1* **1990**, 767. (c) Anelli, P. L.; Brocchetta, M.; Calabi, L.; Secchi, C.; Uggeri, F.; Verona, S. *Tetrahedron* **1997**, *53*, 11919. (d) Buchstaller, H.-P.; Anlauf, U. *Synthesis* **2005**, 639.