

Efficient microwave-assisted synthesis of bisimides

Diego Guzmán-Lucero,^a Natalya V. Likhanova,^a Herbert Höpfl,^b Javier Guzmán,^a
Dmitri Likhatchev,^c and Rafael Martínez-Palou^{a,*}

^a*Instituto Mexicano del Petróleo. Eje Central Lázaro Cárdenas No. 152. 07730, México, D.F., México*

^b*Centro de Investigaciones Químicas. Universidad Autónoma del Estado de Morelos. Av. Universidad 1001. 62210, Cuernavaca, Morelos, México*

^c*Instituto de Investigaciones en Materiales. UNAM. Apdo. Postal 70-360, Coyoacán 04410, México D.F., México*
E-mail: rpalou@imp.mx

Abstract

A versatile, fast and efficient microwave-assisted synthetic procedure for the preparation of bisimides is described. This procedure can be applied employing either diamines (aliphatic or aromatic) or dianhydrides as reagents. The use of ionic liquids as catalysts increased the rate and yields of these reactions significantly. The products were obtained in good to excellent yields within 10 minutes of irradiation, and with high purity after a simple work-up.

Keywords: Microwave, bisimides, dianhydrides, diamines, ionic liquids

Introduction

The development of simple and versatile synthetic routes that can be applied to a wide variety of commercially available starting materials continues to be one of the most exciting topics in organic synthesis, especially when environmentally friendly methodologies are employed.

Microwave-assisted organic synthesis has been known since 1986.¹ This “non-conventional” synthetic method has shown broad applications as a very efficient way to accelerate the course of many organic reactions, giving better yields and higher selectivity, lower quantities of side products and, consequently, easier work-up and purification of the products.²

Therefore, the growing interest in academic, research and industrial laboratories is not surprising and is reflected in an exponential increase in the production of scientific papers, books,³ and reviews⁴ related to the use of this technology.

Bisimides are heterocyclic compounds, of which some have biological activity.⁵ Moreover, they are synthetic precursors with application in organic synthesis,⁶ supramolecular chemistry,⁷ polymer synthesis,⁸ and for the development of new materials⁹ and molecular electronic devices.¹⁰

In spite of the wide applications of bisimides, the routes for their synthesis are limited. The imidic ring formation has been carried out by condensation/dehydration reactions between anhydrides and amines or by cyclization of amic acids.¹¹⁻¹³ Another frequently utilized method is the *N*-alkylation and *N*-arylation following the Mitsunobu or Gabriel protocols.¹⁴ However, although these procedures gave good yields for *N*-arylmaleimides, the synthesis of *N*-alkylmaleimides generally proceeds in low yields. In addition, these methods can not be easily generalized especially in the case of bisimides, mainly because only a few alkanols and NH-bisimides are commercially available.

All routes described above have limitations: the most important are enhanced reaction times required to obtain high conversions, need of considerable volumes of toxic solvents, formation of by-products, as well as laborious work-up and purification procedures. Additionally, with certain reagents some of the above mentioned methods give only low yields, especially when these protocols are applied for bisimides instead of imides.^{11a-11c, 14a}

Several methods for microwave-assisted imide synthesis have been published,^{15, 16} nevertheless, to the best of our knowledge, a general method for synthesizing bisimides with this non-conventional source of heating has not been described previously.

In this contribution, we present a fast, efficient and versatile methodology for the one-pot synthesis of bisimides, which can be applied using either dianhydrides or diamines as precursors. This process can be accelerated using ionic liquids as catalysts.

Results and Discussion

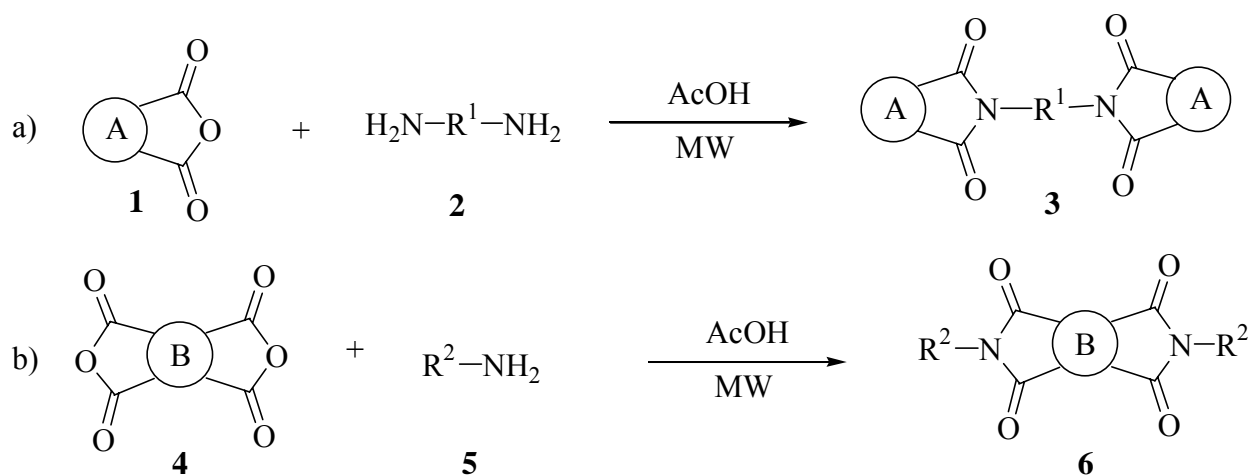
Several procedures have been reported for microwave-promoted imide syntheses, either in the presence or absence of solvent.¹⁵ The Bose methodology allows for the synthesis of an *N*-alkylamide employing dimethylformamide as solvent.^{15a,15b} Another work described the synthesis of *N*-phenylphthalimides from anhydrides and isocyanates, which are highly toxic and severe lachrymators, using dimethylacetamide as solvent.^{15c}

The microwave-induced synthesis of imides in solvent-free conditions has been carried out by several authors.¹⁶ However, according to a reexamination of these reactions by Loupy *et al.*,¹⁷ these methodologies can only be used in reactions between anhydrides and amines, when at least one of them is a liquid reagent, or both have a melting point very close to room temperature. Furthermore, some of these reactions require the use of expensive catalysts,^{16b, 16c} and the purification of certain products must be carried out by means of chromatographic columns.^{16a, 16c, 16e.}

Mallakpour and Faghihi have published several papers on microwave-assisted polycondensation reactions using bisimides functionalized with carboxyl groups and diamines or diols employing a domestic microwave. However, bisimides have been synthesized under conventional heating using acetic acid/pyridine (3:2) during 5-8 hours of reaction time.^{8d-8k}

In most of the above-mentioned procedures, the reactions were carried out applying domestic ovens without temperature control, however, under these conditions the results are difficult to reproduce, especially when the reactions are realized with small quantities (less than 5 grams).

In our case, we initially optimized the reaction conditions to prepare **3a** and **6a**. After some experimentation related to reagents molar ratio, solvent as well as temperature and microwave power level (data not shown), we have established a set of conditions for the synthesis of bisimides employing acetic acid as solvent. The method has been applied to the preparation of bisimides (**3** and **6**) derived from anhydrides (**1**) and diamines (**2**) and from dianhydrides (**4**) and amines (**5**), respectively (Scheme 1).

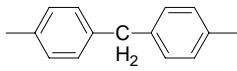
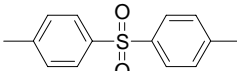
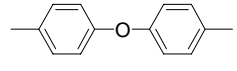


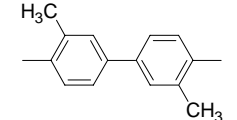

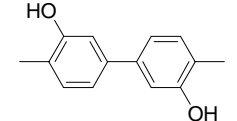
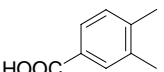
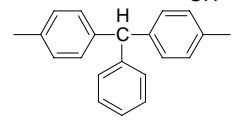
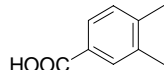
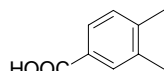
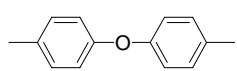
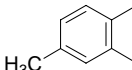
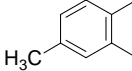
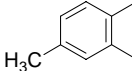
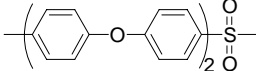


Scheme 1. Microwave-assisted synthesis of bisimides (**3** and **6**) from a) anhydrides (**1**) and diamines (**2**) and b) dianhydrides (**4**) and amines (**5**).

Since dianhydrides **4** are solid compounds with high melting points ($> 200^{\circ}\text{C}$), such as many aromatic diamines, solvent-free procedures are not feasible for the synthesis of bisimides.¹⁷ Table 1 summarizes the compounds obtained from the reaction between anhydrides (**1**) and diamines (**2**) by irradiation at 120°C (power input: 300 W).

The results indicate that this protocol can be used with both aliphatic (entries 1-3) and aromatic dianhydrides (entries 4-12). However, the product yields are lower in the first case, probably because of the lower thermal stability and reactivity of the succinic anhydride. For the latter, the substituent in the aromatic anhydride moiety (entries 4-12) does not have a significant influence on the reaction time. The reaction conditions are adequate for both aliphatic (entries 4, 8, 10 and 11) and aromatic diamines, but the steric hindrance of the amine substituents plays an important role for the reaction. When 2,2'-disubstituted aromatic diamines were used (entries 5 and 6), more time was required for the completion of the reaction.

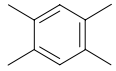
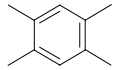

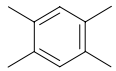
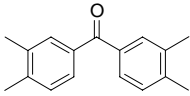
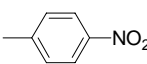
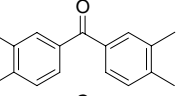
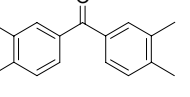
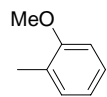
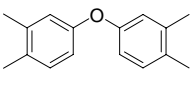
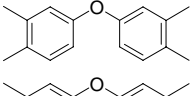
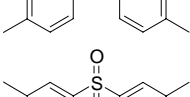
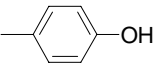
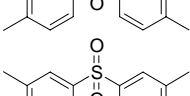
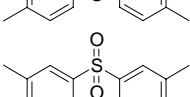
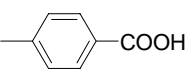
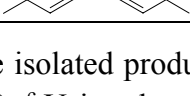
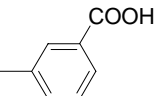
Table 1. Microwave-assisted synthesis of bisimides (**3**) from anhydrides (**1**) and diamines (**2**) according to Scheme 1

Entry	A	R ¹	Reaction time (min)	Product	Mp (°C)	Yield (%) ^a
1	-CH ₂ -CH ₂ -		8	3a	193-194 (lit. ^{8a} 214)	80 ^b
2	-CH ₂ -CH ₂ -		8	3b	230-231	75
3	-CH ₂ -CH ₂ -		8	3c	261-262	76
4		-CH ₂ -CH ₂ -	7	3d	182-183	95
5			10	3e	> 300	87
6			10	3f	> 300	90
7			6	3g	205-206	95
8		-(CH ₂) ₆ -	10	3h	184-185	95
9			7	3i	> 300 (lit. ^{8f} 392-394)	92
10		CH ₂ -CH ₂	7	3j	258-259	93
11		-(CH ₂) ₆ -	7	3k	207-208	96
12			7	3l	198-199	95

^a For the isolated product; ^b Using the same reagents, but traditional heating (oil bath at 120°C for 8 minutes), a mixture (40:60) of the intermediate diamide and **3a** was obtained (as determined by NMR).

Table 2 shows the results of the reactions, in which dianhydrides (**4**) and amines (**5**) were employed as starting materials (irradiation at 120°C, power input: 300 W).

Table 2. Microwave-assisted synthesis of bisimides (**6**) from dianhydrides (**4**) and amines (**5**) according to Scheme 1

Run	B	R ²	Reaction time (min)	Product	Mp (°C)	Yield (%) ^a
1		CH ₂ CH ₂ OH	10	6a	276-277 (lit. ^{8b} 274)	92
2			10	6b	> 300 (lit. ^{11h} 400-403)	93
3		-CH ₂ COOH	5	6c	> 300	94
4			30(4) ^b	6d	> 300	37(94) ^b
5		(L)-CH(CH ₃)COOH	5	6e	261-262 (lit. ^{8c} 262-264)	93
6			5	6f	267-268	97
7		-CH ₂ COOH	5	6g	> 300	97 ^c
8		-CH ₂ -CH ₃	5	6h	161-162	94
9			5	6i	> 300 (lit. ^{8c} 395-397)	97
10		-(CH ₂) ₁₇ -CH ₃	7	6j	> 300	96
11			15(5) ^b	6k	> 300	78(90) ^b
12			20(7) ^b	6l	> 300	73(89) ^b

^a For the isolated product; ^b Using 10% w of [BMPy]BF₄ as catalyst (reaction time and yield in brackets); ^c Using the same reagents, but traditional heating (oil bath at 120°C for 5 minutes), a mixture (43:57) of the intermediate diamide and **6g** was obtained (as determined by NMR).

In this case, the reactions show a great versatility, since they can be performed well with a variety of amine derivatives, such as aminoalcohols (entry 1), aminophenols (entries 2 and 9),

aminoacids (entries 3, 5 and 7), including chiral example (entry 5), long alkyl chain aliphatic amines (entry 10) and anilines (entries 2, 4, 6, 9, 11 and 12). Good yields were obtained for all reactions after less than 10 minutes of irradiation time, except for **6d**, **6k** and **6l**, since the nucleophilicity of the corresponding amines is diminished by the substituent's effect on the amine group.

When aminoalcohols are used as starting materials, acetylation of the hydroxyl group can take place, if the irradiation is applied too long. For example, the reaction between pyromellitic anhydride and 2-aminoethanol (entry 1, Table 2) affords the diacetylated derivative (**6aa**), if the irradiation time is extended to 30 minutes. The molecular structure of this crystalline product could be determined by X-ray crystallography (see Figure 1 and Experimental Section).

With an irradiation time of 10 minutes only the 2,6-bis-(1,2-ethanodiyl)-bisimide (**6a**) was formed.

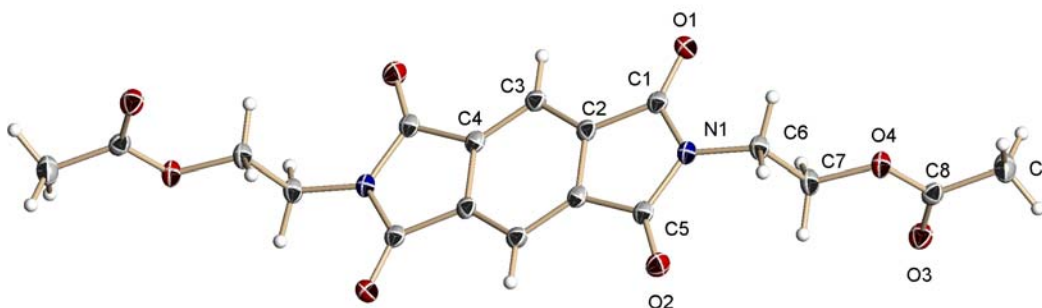


Figure 1. Perspective view of the molecular structure of compound **6aa**. Thermal ellipsoids are shown at a probability level of 30 %.

With the objective to increase the yields and rates of the reactions that gave only moderate or low yields (entries 4, 11 and 12, Table 2), we explored the use of ionic liquids (ILs) as catalysts in these reactions.

Ionic liquids (ILs) have recently attracted much attention as solvents, cosolvents and reagents in organic synthesis, because they have negligible vapor pressures (“green solvents”) and high thermal stabilities.¹⁸ Furthermore, small quantities of IL can significantly increase the rate and yields of many organic reactions.¹⁹ Due to their ionic character, ILs interact very efficiently with microwaves and their application in microwave-assisted synthesis is a new area of increasing interest.^{20,21}

Four ILs were synthesized: 1-propyl-2,3-dimethylimidazolium iodide ([PMIM]I), 1,3-dibutylimidazolium hexafluorophosphate ([DBIM]PF₆), 1-butylpyridinium bromide ([BPy]Br), 1-butylpyridinium hexafluorophosphate ([BPy]PF₆), and additionally, we used 1-butyl-4-methylpyridinium tetrafluoroborate ([BMPy]BF₄) that is available from Fluka.

Figure 2 shows the kinetic effect that the above mentioned ILs have on the formation of **6d** (entry 4, Table 2) using 10% w of ILs. The reaction conversion of the crude mixture was followed by means of IR spectroscopy.

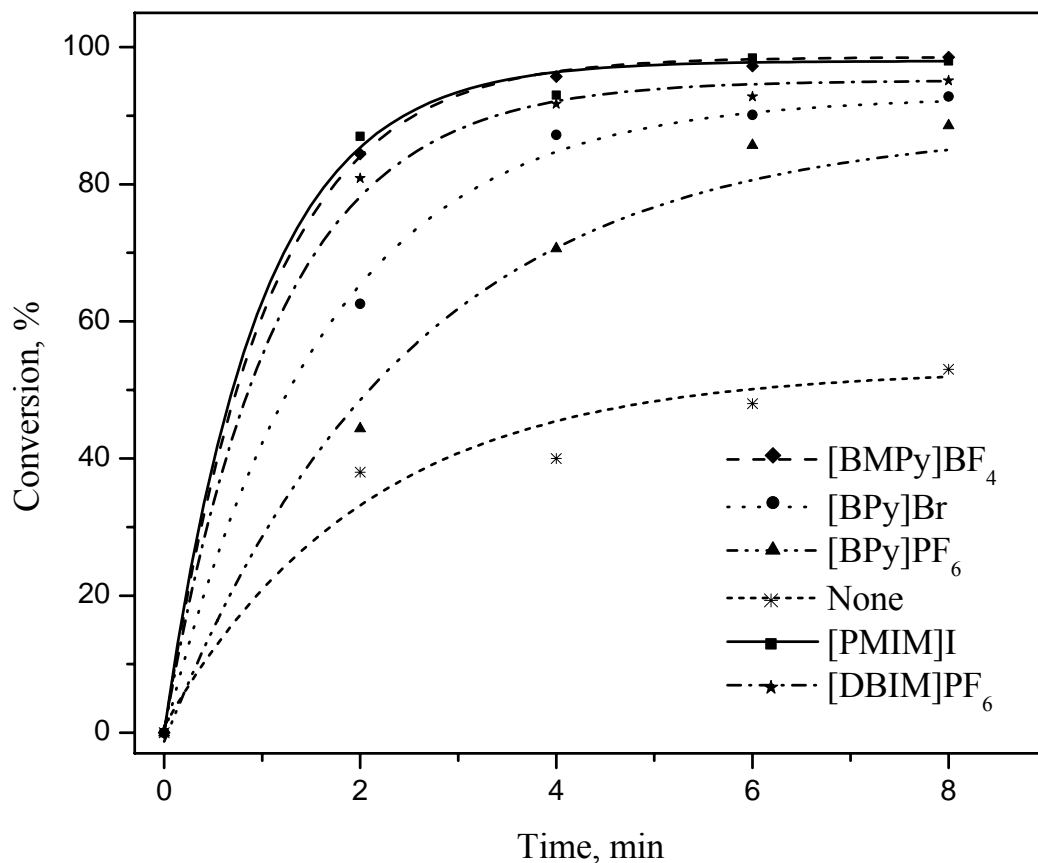


Figure 2. Kinetic effect of ionic liquids on the microwave-promoted synthesis of **6d**.

All ILs used in this study increase the reaction rate, but the best conversions and yields were obtained with [BMPy]BF₄ and [PMIM]I. In order to improve also the yields of **6k** and **6l**, the reactions were repeated in the presence of [BMPy]BF₄ as catalyst, allowing for a significant improvement of reaction times and yields as shown in brackets in Table 2.

The effect of the ILs on these microwave-assisted reactions is presumably twofold: first, the ILs transfer energy rapidly by ionic conduction, thus, the time required for heating the solvent is reduced (thermal effect),^{19d} and, second, there is a transition state activation involving a hydrogen-bonding interaction between the imidazolium or pyridinium cation and the oxygen atom linked to the carbonyl groups of the (di)anhydrides (catalytic effect).^{21j}

Because the microwave-assisted reactions proceeded almost quantitatively, the work-up procedures were very simple. In most of the cases, the reaction mixture was poured in cold water and the precipitate filtered. The products were subsequently washed with water until the remaining acetic acid has been removed (pH control). In those cases, in which the bisimides were partially water soluble (**6c**, **6e** and **6g**), the precipitate was filtered and recrystallized from ethanol.

Experimental Section

General Procedures. All reagents (Aldrich) were used without previous purification, except for 1-methylimidazole and pyridine, which were vacuum-distilled from CaH_2 prior to use. 4,4'-Diaminotriphenylmethane (**2g**) was synthesized by focused microwaves according to a recently described method.²²

Melting points are not corrected and were measured in a Fisher Scientific apparatus equipped with a 300 °C thermometer. FT-IR spectra were registered on a Nicolet FT-IR 5DX FT spectrophotometer as KBr discs. Specific rotation was measured in a Perkin Elmer 241 polarimeter. ^1H NMR (300 MHz) and ^{13}C NMR (75.4 MHz) spectra were obtained with a Jeol Eclipse-300 equipment using TMS as internal standard and using the solvent specified in each case at room temperature. Mass spectra were recorded on an HP 5973 equipment with a selective mass detector. Microwave irradiations were carried out utilizing a controllable single-mode MW apparatus (MIC-I, 2450 MHz, power max. 600 W, from SEV, Mexico).²³ Open reaction tubes were used (diameter: 5 cm, capacity 50 mL), and the temperature was measured by an on-line IR detector.

General procedure for the microwave-assisted bisimide synthesis of 3 and 6. Mixtures of anhydride **1** and diamine **2** or dianhydride **4** (3.0 mmol) and amine **5** (6.0 mmol), respectively, were located in pyrex reaction tubes provided with a condenser and a magnetic stirrer, overlaid with 15 mL of glacial acetic acid and irradiated at 120 °C (power input: 300 W) for the time given in Tables 1 and 2. After cooling to room temperature the reaction mixtures were poured into 100 mL of cold water. The solids obtained were filtered and washed thoroughly with water to eliminate the remaining acetic acid.

A relatively large scale preparation for **3k** and **6j** (60 mmol **1k**, and 30 mmol **2k**, or 30 mmol **4j** and 60 mmol **5j** in 60 mL of solvent) in a 100 mL reaction tube afforded yields of 92% and 91%, respectively.

In those cases, in which the products were partially water soluble, the products were precipitated at low temperature, filtered and recrystallized from ethanol.

Using ionic liquids (see Tables 2), the same procedure was employed, adding 10% w of ILs/w to the reaction mixture.

Bis-1,1'-(sulfoxydi-4,1-phenylene)-2,5-pyrrolidinedione (3b). Mp 230-231 °C (water). ^1H NMR (DMSO- d_6) δ 2.52 (s, 8H), 7.79 (d, $J = 8.2$ Hz, 4H), 7.86 (d, $J = 8.2$ Hz, 4H) ppm. ^{13}C NMR (DMSO- d_6) δ 31.7, 119.5, 128.9, 135.6, 144.1, 171.5 ppm. IR (KBr) $\tilde{\nu}$ 3355, 1707, 1331, 1107, 731, 588 cm^{-1} . MS (EI, 20 eV) m/z (%) 412 (9, M^+), 330 (78), 248 (100), 140 (31), 108 (47). Anal. calcd for $\text{C}_{20}\text{H}_{16}\text{N}_2\text{O}_6\text{S}$: C, 58.25; H, 3.91; N, 6.79. Found: C, 57.99; H, 3.98; N, 6.70.

Bis-1,1'-(oxydi-1,4-phenylene)-2,5-pyrrolidinedione (3c). Mp 261-262 °C (water). ^1H NMR (DMSO- d_6) δ 2.51 (s, 8H), 6.93 (d, $J = 8.2$ Hz, 4H), 7.57 (d, $J = 8.2$ Hz, 4H) ppm. ^{13}C NMR (DMSO- d_6) δ 31.0, 118.6, 120.5, 134.8, 152.3, 169.8 ppm. IR (KBr) $\tilde{\nu}$ 3292, 1707, 1519, 1188, 838, 650 cm^{-1} . MS (EI, 70 eV) m/z (%) 364 (79) [M^+], 300 (14), 282 (100), 200 (23). Anal. calcd for $\text{C}_{20}\text{H}_{16}\text{N}_2\text{O}_5$: C, 65.93; H, 4.43; N, 7.69. Found: C, 65.99; H, 4.65; N, 7.70.

2,2'-(1,2-Ethanediy)bis-1*H*-isoindole-1,3(2*H*)-dione (3d). Mp 182-183 °C (water). ¹H NMR (DMSO-*d*₆) δ 3.85 (s, 4H), 7.82 (m, 8H) ppm. ¹³C NMR (DMSO-*d*₆) δ 36.3, 39.5, 123.1, 131.3, 167.8 ppm. IR (KBr) $\tilde{\nu}$ 3064, 2951, 1772, 1722, 1392, 1062, 881, 1062, 881, 721, 530 cm⁻¹. MS (EI, 70 eV) *m/z* (%) 320 (2, M⁺), 173 (100), 160 (97), 77 (10). Anal. calcd for C₁₈H₁₂N₂O₄: C, 67.50; H, 3.78; N, 8.75. Found: C, 67.73; H, 3.65; N, 8.70.

2,2'-(3,3'-Dimethyl[1,1'-biphenyl]-4,4'-diy)bis-1*H*-isoindole-1,3(2*H*)-dione (3e). Mp > 300 °C (water). ¹H NMR (DMSO-*d*₆) δ 2.20 (s, 6H), 7.47 (d, *J* = 7.4 Hz, 2H), 7.67 (d, *J* = 7.4 Hz, 2H), 7.76 (s, 2H), 7.94-8.00 (m, 8H) ppm. ¹³C NMR (DMSO-*d*₆) δ 18.8, 124.3, 125.9, 129.9, 130.4, 132.4, 135.5, 137.6, 140.9, 167.7 ppm. IR (KBr) $\tilde{\nu}$ 3031, 2977, 2929, 1782, 1494, 1382, 1222, 1082, 715 cm⁻¹. MS (EI, 70 eV) *m/z* (%) 472 (100), 454 (8), 428 (9), 410 (7), 218 (9). Anal. calcd for C₃₀H₂₀N₂O₄: C, 76.26; H, 4.27; N, 5.93. Found: C, 75.94; H, 4.35; N, 5.70.

2,2'-(3,3'-Dihydroxy[1,1'-biphenyl]-4,4'-diy)bis-1*H*-isoindole-1,3(2*H*)-dione (3f). Mp > 300 °C (water). ¹H NMR (DMF-*d*₇) δ 7.24 (dd, *J* = 8.0, 2.0 Hz, 2H), 7.32 (d, *J* = 2.0 Hz, 2H), 7.43 (d, *J* = 8.0 Hz, 2H), 7.89-7.97 (m, 8H), 10.3 (brs, 2H) ppm. ¹³C NMR (DMF-*d*₇) δ 115.5, 118.7, 119.8, 123.9, 131.6, 133.1, 135.2, 143.2, 155.5, 168.0 ppm. IR (KBr) $\tilde{\nu}$ 3042, 1762, 1706 1502, 1384, 1111, 918, 719 cm⁻¹. MS (EI, 70 eV) *m/z* (%) 476 (100, M⁺), 432 (5), 488 (9). Anal. Calcd for C₂₈H₁₆N₂O₆: C, 70.59; H, 3.38; N, 5.88. Found: C, 70.92; H, 3.35; N, 5.99.

2,2'-(Methylenephenyldi[4,1-phenylene]-4,4'-diy)bis-5-carboxy-1*H*-isoindole-1,3(2*H*)-dione (3g). Mp 205-206 °C (water). ¹H NMR (DMSO-*d*₆) δ 3.9 (brs, 2H), 5.80 (s, 1H), 7.21-7.40 (m, 9H), 7.33 (d, *J* = 8.0 Hz, 4H), 7.43 (d, *J* = 8.0 Hz, 4H), 8.06 (d, *J* = 7.8 Hz, 2H), 8.29 (s, 2H), 8.40 (dd, *J* = 7.8, 1.2 Hz, 4H) ppm. ¹³C NMR (DMSO-*d*₆) δ 55.3, 123.6, 124.1, 126.9, 127.5, 128.9, 129.3, 129.7, 130.1, 132.2, 135.0, 135.8, 136.7, 137.9, 143.3, 143.8, 166.1, 166.6 ppm. IR (KBr) $\tilde{\nu}$ 3173, 1780, 1722, 1512, 1377, 1215, 1095, 729 cm⁻¹. MS (EI, 70 eV) *m/z* (%) 532 (100, M⁺ - 90), 514 (9), 368 (3), 222 (5), 57 (12), 44 (56). Anal. calcd for C₃₇H₂₂N₂O₈: C, 71.38; H, 3.56; N, 4.50. Found: C, 70.92; H, 3.78; N, 4.22.

2-[6-(5-Carboxy-1,3-dioxo-1,3-dihydro-2*H*-isoindol-2-yl)hexyl]-1,3-dioxo-5-isoindoline (3h). Mp 184-185 °C (water). RMN ¹H (DMSO-*d*₆) δ 1.32 (qi, *J* = 3.6 Hz, 4H), 1.59 (qi, *J* = 6.6 Hz, 4H), 3.5 (brs, 2H), 3.57 (t, *J* = 6.6 Hz, 4H), 7.95 (d, *J* = 7.7 Hz, 2H), 8.19 (s, 2H), 8.33 (dd, *J* = 7.7, 1.1 Hz, 2H) ppm. ¹³C NMR (DMSO-*d*₆) δ 25.7, 27.7, 37.5, 122.9, 123.2, 132.0, 134.8, 135.1, 136.2, 165.7, 167.1 ppm. IR (KBr) $\tilde{\nu}$ 3298, 2935, 2858, 1774, 1716, 1550, 1398, 1294, 1078, 731 cm⁻¹. MS (EI, 20 eV) *m/z* (%) 464 (100) [M⁺], 418 (35), 260 (54), 204 (97), 82 (15). Anal. calcd for C₂₄H₂₀N₂O₈: C, 62.07; H, 4.34; N, 6.03. Found: C, 61.91; H, 4.70; N, 6.21.

2,2'-(1,2-Ethanediy)bis-5-methyl-1*H*-isoindole-1,3(2*H*)-dione (3j). Mp 258-259 °C. ¹H NMR (CDCl₃) δ 2.48 (s, 6H), 3.97 (s, 4H), 7.46 (d, *J* = 7.4 Hz, 2H), 7.57 (s, 2H), 7.65 (d, *J* = 7.4 Hz, 2H) ppm. ¹³C NMR (CDCl₃) δ 22.1, 37.0, 123.5, 124.1, 129.5, 132.5, 134.7, 145.5, 168.5, 168.6 ppm. IR (KBr) $\tilde{\nu}$ 2961, 2934, 1779, 1716, 1394, 1071, 811, 752 cm⁻¹. MS (EI, 20 eV) *m/z* (%) 348 (6, M⁺), 187 (100), 174 (97), 162 (23), 147 (17), 118 (44), 90 (13). Anal. calcd for C₂₀H₁₆N₂O₄: C, 68.96; H, 4.63; N, 8.04. Found: C, 68.81; H, 4.74; N, 8.21.

2,2'-(1,6-Hexanediy)bis-5-methyl-1*H*-isoindole-1,3(2*H*)-dione (3k). Mp 207-208 °C (water). ¹H NMR (CDCl₃) δ 1.31 (qi, *J* = 3.6 Hz, 4H), 1.60 (qi, *J* = 6.6 Hz, 4H), 2.44 (s, 6H), 3.59 (t, *J* =

6.6 Hz, 4H), 7.42 (d, $J = 7.7$ Hz, 2H), 7.56 (s, 2H), 7.64 (d, $J = 7.7$ Hz, 2H) ppm. ^{13}C NMR (CDCl_3) δ 22.1, 26.6, 28.6, 38.0, 123.2, 123.9, 129.7, 132.7, 134.5, 145.2, 168.7, 168.8 ppm. IR (KBr) $\tilde{\nu}$ 3046, 2922, 1776, 1716, 1512, 1377, 1087, 738, 707 cm^{-1} . MS (EI, 20 eV) m/z (%) 562 (100) [M^+], 485 (18), 460 (67), 401 (38), 326 (22), 165 (24). Anal. calcd for $\text{C}_{24}\text{H}_{24}\text{N}_2\text{O}_4$: C, 71.27; H, 5.98; N, 6.93. Found: C, 71.11; H, 5.76; N, 6.77.

2,2'-{1,1'-[4,4'-(1,1'-Bisulfonylphenyl)-4,4'-diyl-dioxy]phenyl}-bis-5-methyl-1H-isoindole-1,3(2H)-dione (3l). Mp 198-199 °C (water). ^1H NMR (CDCl_3) δ 2.56 (s, 6H), 7.09-7.18 (m, 8H), 7.47 (d, $J = 7.7$ Hz, 2H), 7.59 (d, $J = 7.7$ Hz, 2H), 7.76 (s, 2H), 7.84-7.93 (m, 8H) ppm. ^{13}C NMR (CDCl_3) δ 22.2, 116.9, 118.4, 120.7, 123.9, 124.5, 128.4, 128.5, 129.9, 130.0, 135.3, 136.1, 146.1, 154.6, 161.6, 167.4, 167.5 ppm. IR (KBr) $\tilde{\nu}$ 3057, 2921, 1774, 1720, 1494, 1371, 1082, 825, 736 cm^{-1} . MS (EI, 20 eV) m/z (%) 446 (5, $\text{M}^+ - 274$), 182 (55), 162 (50), 136 (100), 118 (87), 91 (63). Anal. calcd for $\text{C}_{42}\text{H}_{28}\text{N}_2\text{O}_8\text{S}$: C, 69.99; H, 3.92; N, 3.89. Found: C, 69.81; H, 4.10; N, 3.88.

2,6-Bis-(2-carboxymethyl)-pyrrolo[3,4-*f*]isoindole-1,3,5,7-tetraone (6c). Mp > 300 °C (ethanol). ^1H NMR ($\text{DMSO-}d_6$) δ 4.41 (s, 4H), 8.37 (s, 2H), 13.0 (brs, 2H) ppm. ^{13}C NMR ($\text{DMSO-}d_6$) δ 39.4, 118.2, 137.0, 165.5, 168.5 ppm. IR (KBr) $\tilde{\nu}$ 3033, 1784, 1718, 1409, 1388, 1236, 1120, 952, 748, 621 cm^{-1} . MS (EI, 70 eV) m/z (%) 287 (100, $\text{M}^+ - 45$), 243 (8), 158 (12), 44 (9). Anal. calcd for $\text{C}_{14}\text{H}_8\text{N}_2\text{O}_8$: C, 50.61; H, 2.43; N, 8.43. Found: C, 50.27; H, 2.34; N, 8.28.

5,5'-Carbonylbis[2-(4-nitrophenyl)]-1H-isoindole-1,3(2H)-dione (6d). Mp > 300 °C (water). ^1H NMR ($\text{DMSO-}d_6$) δ 5.80 (s, 1H), 7.20-7.40 (m, 4H), 7.33 (d, $J = 8.0$ Hz, 4H), 7.43 (d, $J = 8.0$ Hz, 4H), 8.06 (d, $J = 8.0$ Hz, 2H), 8.29 (s, 2H), 8.40 (dd, $J = 8.0, 3.5$ Hz, 2H) ppm. ^{13}C NMR ($\text{DMSO-}d_6$) δ 55.3, 123.6, 124.1, 126.9, 127.5, 128.9, 129.3, 129.7, 130.1, 132.2, 135.0, 135.8, 136.7, 137.9, 143.3, 143.8, 166.1, 166.6 ppm. IR (KBr) $\tilde{\nu}$ 1784, 1726, 1512, 1344, 1211, 1085, 844, 715 cm^{-1} . MS (EI, 70 eV) m/z (%) 562 (15, M^+), 532 (7), 442 (67), 231 (20), 117 (100), 44 (57). Anal. calcd for $\text{C}_{29}\text{H}_{14}\text{N}_4\text{O}_9$: C, 61.93; H, 2.51; N, 9.96. Found: C, 61.80; H, 2.50; N, 9.88.

5,5'-Carbonylbis[2-(4-methoxyphenyl)]-1H-isoindole-1,3(2H)-dione (6f). Mp 267-268 °C (water). ^1H NMR ($\text{DMSO-}d_6$) δ 3.77 (s, 6H), 7.10 (t, $J = 7.4$ Hz, 2H), 7.24 (d, $J = 7.8$ Hz, 2H), 7.41 (d, $J = 7.8$ Hz, 2H), 7.51 (t, $J = 7.4$ Hz, 2H), 8.18 (d, $J = 7.7$ Hz, 2H), 8.20 (s, 2H), 8.28 (d, $J = 7.7$ Hz, 2H) ppm. ^{13}C NMR ($\text{DMSO-}d_6$) δ 55.8, 112.4, 119.9, 120.6, 123.9, 124.1, 130.2, 130.9, 131.8, 134.6, 136.0, 141.7, 155.2, 166.0, 193.3 ppm. IR (KBr) $\tilde{\nu}$ 3070, 3922, 2841, 1782, 1724, 1504, 1381, 1252, 1110, 725 cm^{-1} . MS (EI, 70 eV) m/z (%) 533 (100, M^+), 427 (47), 409 (10), 103 (12). Anal. calcd for $\text{C}_{31}\text{H}_{20}\text{N}_2\text{O}_7$: C, 69.92; H, 3.79; N, 5.26. Found: C, 70.02; H, 3.51; N, 5.30.

5,5'-Oxybis[2-(2-carboxymethyl)]-1H-isoindole-1,3(2H)-dione (6g). Mp > 300 °C (ethanol). ^1H NMR ($\text{DMSO-}d_6$) δ 4.31 (s, 4H), 7.57 (dd, $J = 8.0, 2.2$ Hz, 2H), 7.63 (d, $J = 2.2$ Hz, 2H), 7.97 (d, $J = 8.0$ Hz, 2H), 13.0 (brs, 2H) ppm. ^{13}C NMR IR (KBr) $\tilde{\nu}$ 3464, 1772, 1708, 1392, 1274, 1026, 746 cm^{-1} ($\text{DMSO-}d_6$) δ 39.7, 114.8, 125.5, 126.7, 127.6, 134.9, 161.5, 167.0, 169.6 ppm. MS (EI, 70 eV) m/z (%) 424 (2, M^+), 407 (13), 379 (100), 334 (35), 251 (11), 167 (18). Anal. calcd for $\text{C}_{20}\text{H}_{12}\text{N}_2\text{O}_9$: C, 56.61; H, 2.85; N, 6.60. Found: C, 57.00; H, 2.93; N, 6.40.

5,5'-Oxybis(2-ethyl)-1H-isoindole-1,3(2H)-dione (6h). Mp 161-162 °C (water). ¹H NMR (DMSO-*d*₆) δ 1.17 (t, *J* = 7.1, 6H), 3.60 (q, *J* = 7.1 Hz, 2H), 7.51 (s, 2H), 7.53 (d, *J* = 8.8 Hz, 2H), 7.92 (d, *J* = 8.8 Hz, 2H) ppm. ¹³C NMR (DMSO-*d*₆) δ 13.6, 32.5, 113.4, 124.3, 125.5, 127.2, 134.6, 160.5, 166.7, 166.9 ppm. IR (KBr) $\tilde{\nu}$ 2985, 2932, 1781, 1705, 1342, 1212, 1041, 735 cm⁻¹. MS (EI, 20 eV): *m/z* (%) = 364 (100, M⁺), 349 (93), 322 (7). Anal. calcd for C₂₀H₁₆N₂O₅: C, 65.93; H, 4.43; N, 7.69. Found: C, 65.81; H, 4.86; N, 7.42.

5,5'-Sulfoxybis(*n*-octadecyl)-1H-isoindole-1,3(2H)-dione (6j). Mp 121-122 °C. ¹H NMR (CDCl₃) δ 0.87 (t, *J* = 6.6 Hz, 6H), 1.25 (brs, 60H), 1.64 (qi, *J* 0 6.6 Hz, 4H), 3.69 (t, *J* = 6.6 Hz, 4H), 8.03 (d, *J* = 7.7 Hz, 2H), 8.37 (dd, *J* = 7.7, 1.6 Hz, 2H), 8.38 (s, 2H) ppm. ¹³C NMR (CDCl₃) δ 14.1, 22.8, 26.9, 28.5, 29.2, 29.4, 29.5, 29.6, 29.7, 32.0, 38.8, 122.7, 124.5, 133.7, 133.8, 136.5, 146.1, 166.2, 166.4 ppm. IR (KBr) $\tilde{\nu}$ 2916, 2851, 1769, 1705, 1387, 740 cm⁻¹. MS (EI, 70 eV) *m/z* (%) 860 (2, M⁺), 609 (100), 581 (25), 282 (25). Anal. calcd for C₅₂H₈₀N₂O₆S: C, 72.52; H, 9.36; N, 3.25. Found: C, 72.06; H, 9.66; N, 3.07.

5,5'-Sulfoxybis(4-carboxyphenyl)-1H-isoindole-1,3(2H)-dione (6k). Mp > 300 °C (water). ¹H NMR (DMSO-*d*₆) δ 7.59 (d, *J* = 8.4 Hz, 4H), 8.10 (d, *J* = 8.4 Hz, 4H), 7.59 (d, *J* = 8.4 Hz, 4H), 8.10 (d, *J* = 8.4 Hz, 4H), 8.22 (d, *J* = 7.9 Hz, 2H), 8.64 (d, *J* = 7.9 Hz, 2H), 8.69 (s, 2H), 13.2 (brs, 2H) ppm. ¹³C NMR (DMSO-*d*₆) δ 123.0, 125.1, 127.0, 130.0, 130.4, 133.1, 134.5, 135.5, 136.2, 145.6, 166.2, 165.4, 166.7 ppm. IR (KBr) $\tilde{\nu}$ 3094, 2825, 2677, 1778, 1728, 1585, 1365, 1151, 1060, 761, 671 cm⁻¹. MS (EI, 70 eV) *m/z* (%) 578 (2, M⁺ - 18), 477 (100), 380 (89), 379 (74), 334 (45). Anal. calcd for C₃₀H₁₆N₂O₁₀S: C, 60.40; H, 2.70; N, 4.70. Found: C, 59.97; H, 2.96; N, 5.00.

5,5'-Sulfoxybis(3-carboxyphenyl)-1H-isoindole-1,3(2H)-dione (6l): Mp > 300 °C (water). ¹H NMR (DMSO-*d*₆) δ 7.67-7.70 (m, 4H), 8.00-8.02 (m, 2 H), 8.05 (s, 2H), 8.65 (dd, *J* = 7.8, 1.5 Hz, 2H), 8.70 (s, 2H), 13.3 (brs, 2H) ppm. ¹³C NMR (DMSO-*d*₆) δ 123.3, 125.4, 128.5, 129.5, 129.8, 132.0, 131.1, 132.3, 133.7, 134.8, 136.8, 145.8, 165.8, 166.0, 167.0 ppm. IR (KBr) $\tilde{\nu}$ 3086, 2879, 2677, 1784, 1730, 1610, 1367, 1076, 777, 671 cm⁻¹. MS (EI, 70 eV) *m/z* (%) 578 (2) [M⁺ - 18], 477 (100), 380 (75), 379 (64), 334 (20). Anal. calcd for C₃₀H₁₆N₂O₁₀S: C, 60.40; H, 2.70; N, 4.70. Found: C, 61.07; H, 2.94; N, 4.93.

The ionic liquids [BPy]Br, [BPy]PF₆, [DBIM]PF₆ and [PMIM]I were synthesized as described earlier,^{24,25} and [BMPy] PF₆ was purchased from Fluka.

Crystallographic Studies

Crystal data (for compound 6aa). C₁₈H₁₆N₂O₈, *M* = 388.33, monoclinic, 0.57 x 0.26 x 0.22 mm³, colorless prisms, space group: P2(1)/n, *a* = 8.7513(15), *b* = 6.5717(11), *c* = 14.961(3) Å, β = 98.596(3)°, *V* = 850.7(2) Å³, *Z* = 2, ρ_{calcd.} = 1.516 mg/m³, 1585 reflections collected (*I* > 2σ*I*), *R*₁ = 0.039, *wR*₂ = 0.095.

Structure determination. X-ray diffraction data were collected on a Bruker-AXS diffractometer with a CCD area detector (λ_{MoKα} = 0.71073 Å, monochromator: graphite). Frames were collected at *T* = 293 K via ω/φ-rotation at 10 s per frame.²⁶ The measured intensities were reduced to *F*² and corrected for absorption with SADABS.²⁷ Corrections were made for Lorentz and

polarization effects. Structure solution, refinement and data output were carried out with the SHELXTL-NT program package.²⁸ Non hydrogen atoms were refined anisotropically. C-H hydrogen atoms were placed in geometrically calculated positions using a riding model. Figures were created with SHELXTL-NT. Crystallographic data (excluding structure factors) for the structure in this paper has been deposited at the Cambridge Crystallographic Data Center (CCDC No. 267425). Copies of the information can be obtained, free of charge, on the application to CCDC, 12 Union Road, Cambridge CB2 1EZ, UK (fax: +44-(0)1223-336033; e-mail: deposit@ccdc.cam.ac.uk or web site: <http://www.ccdc.cam.ac.uk>).

Acknowledgements

We thank Q. Regina Alvarez for carrying out part of the spectroscopic analyses.

References and footnotes

1. (a) Giguere, R. J.; Bray, T. L.; Duncan, S. M.; Majetich, G. *Tetrahedron Lett.* **1986**, *27*, 4945. (b) Gedye, R.; Smith, F.; Westaway, K.; Ali, H.; Baldisera, L.; Laberge, L.; Rousell, J. *Tetrahedron Lett.* **1986**, *27*, 279.
2. Mingos, D. M. P.; Whittaker, A. G. *Chemistry under Extreme on Non-Classical Conditions*; van Eldrik, R.; Hubbard, C. D., Eds.; Wiley: New York, 1997, pp 479-514.
3. (a) *Microwaves in Organic Synthesis*; Loupy A., Ed.; Wiley-VCH: Weinheim, 2002. (b) Hayes B. L., *Microwave Synthesis: Chemistry at the Speed of Light*; CEM Publishing: Matthews, 2002. (c) *Microwave-Assisted Organic Synthesis*; Lidström P.; Tierney J. P., Eds.; Blackwell Scientific, 2005. (d) Kappe C. O.; Stadler A., *Microwaves in Organic and Medicinal Chemistry*; Wiley-VCH: Weinheim, 2005.
4. For recent examples, see: (a) Katritzky, A. R.; Singh, S. K. *ARKIVOC* **2003**, (xiii), 68. (b) Nüchter, M.; Ondruschka, B.; Bonrath, W.; Gum, A. *Green Chem.* **2004**, *6*, 128. (c) Kappe, C. O. *Angew. Chem. Int. Ed.* **2004**, *43*, 6250. (d) Hayes, B. L. *Aldrichimica Acta* **2004**, *37*, 66. (e) Mavandadi, F.; Lidström, P. *Curr. Topics Med. Chem.* **2004**, *4*, 773. (e) De la Hoz, A.; Díaz-Ortiz, A.; Moreno, A. *Chem. Soc. Rev.* **2005**, *34*, 164.
5. (a) Rich, D. H.; Gesellchen, P. D.; Tong, A.; Cheung, A.; Buckner, C. K. *J. Med. Chem.* **1975**, *18*, 1004. (b) Shimazawa, R.; Miyachi, H.; Takayama, H.; Kuroda, K.; Kato, F.; Hashimoto, Y. *Bio. Pharm. Bull.* **1999**, *22*, 224.
6. (a) You, C. C.; Würthner, F. *Org. Lett.* **2004**, *6*, 2401. (b) Degenhardt, C. F.; Smith, M. D.; Shimizu, K. D. *Org. Lett.* **2002**, *4*, 723. (c) Falck-Pedersen, M. L.; Undheim, K. *Tetrahedron* **1996**, *52*, 7761. (d) Engler, T. A.; Chai, W.; Meduna, S.P. *Tetrahedron Lett.* **1995**, *36*, 2713.
7. (a) Zhang, Q.; Hamilton, D. G.; Feeder, N.; Teat S. J.; Goodman, J. M.; Sanders, J. K. *New J. Chem.* **1999**, *23*, 897. (b) Kishikawa, K.; Tsubokura, S.; Kohmoto, S.; Yamamoto, M. *J.*

- Org. Chem.* **1999**, *64*, 7568. (c) Hamilton, D. G.; Sanders, J. K. M.; Davies, J. E.; Clegg, W.; Teat S. J. *Chem. Comm.* **1997**, *9*, 897. (d) Obata, Y.; Okuyama, K.; Kurihara, S.; Jinda, T. *Macromolecules* **1995**, *28*, 1547.
8. (a) Grenier-Loustalot, M. F.; Gouarderes, F.; Joubert F.; Grenier, P. *Polymer* **1993**, *34*, 3848. (b) Mary, L. J. F.; Kannan P. *Eur. Polym. J.* **1999**, *35*, 17. (c) Bruma, M.; Schulz, B.; Kopnick, T.; Robinson, J. *High Perform. Polym.* **2000**, *12*, 429. (d) Mallakpour, S.; Hajipour, A. R.; Khoe, S. *J. Polym. Sci. Part A: Polym. Chem.* **2000**, *38*, 1154. (e) Mallakpour, S.; Hajipour, A. R.; Faghihi, K. *Polym. Int.* **2000**, *49*, 1383. (f) Mallakpour, S.; Hajipour, A. R.; Faghihi, K. *Eur. Polym. J.* **2001**, *37*, 119. (g) Mallakpour, S.; Hajipour, A. R.; Habibi, S. *J. Appl. Polym. Sci.*, **2002**, *86*, 2211. (h) Faghihi, K.; Hajibeygi, M. *J. Appl. Polym. Sci.* **2004**, *92*, 3447. (i) Mallakpour, S.; Rafiemanzelat, F. *J. Appl. Polym. Sci.* **2004**, *93*, 1647. (j) Faghihi, K. *Macromol. Res.* **2004**, *12*, 258. (k) Mallakpour, S.; Kowsari E. *J. Appl. Polym. Sci.* **2004**, *91*, 2992.
9. (a) Progar, D. J.; St. Clair, T. L. *J. Adhesion Sci. Technol.* **1991**, *5*, 711. (b) Würther, F.; Ahmed, S.; Thalacker, C.; Debaerdemaeker, T. *Chem. Eur. J.* **2002**, *8*, 4742. (c) Langhals, H.; Kirner, S. *Eur. J. Org. Chem.* **2000**, 365. (d) Langhals, H.; Schonmann, G.; Feiler, L. *Tetrahedron Lett.* **1995**, *36*, 6423.
10. (a) Breeze, A. J.; Salomon, A.; Ginley, D. S.; Gregg, B. A.; Tillmann, H.; Hörhold, H.-H. *Appl. Phys. Lett.* **2002**, *81*, 3085. (b) Yakimov, A.; Forrest, S. R. *Appl. Phys. Lett.* **2002**, *81*, 3085. (c) Katz, H. E.; Bao, Z.; Gilat, S. L. *Acc. Chem. Res.* **2001**, *34*, 359. (d) Angadi, M. A.; Gosztola, D.; Wasielewski, M. R. *Mater. Sci. Eng. B.* **1999**, *63*, 191.
11. (a) Fan, L. Q.; Xu, Y. P.; Tian, H. *Tetrahedron Lett.* **2005**, *46*, 4443. (b) Chao, C.-C.; Leung, M. k.; Su, Y. O.; Chiu, K. Y.; Lin, T.-H.; Shieh, S.-J.; Lin, S. C. *J. Org. Chem.* **2005**, *70*, 4323. (c) Würthner, F.; Stepanenko, V.; Chen, Z.; Saha-Möller, C. R.; Kocher, N.; Stalke, D. *J. Org. Chem.* **2004**, *69*, 7933. (d) Wagner, T.; Davis, W. B.; Lorenz, K. B.; Michel-Beyerle, M. E.; Diederichsen, U. *Eur. J. Org. Chem.* **2003**, 3673. (e) Braish, T. F.; Fox, D. E. *Synlett* **1992**, *12*, 979. (f) Bose, A. K. *Organic Synthesis* **1973**, *5*, 973. (g) Mosher, W. A.; Chlystek, S. J. *J. Heterocyclic Chem.* **1972**, *9*, 319.
12. Reddy, P. J.; Kondo, S.; Toru, T.; Ueno, Y. *J. Org. Chem.* **1997**, *62*, 2652.
13. (a) Chang, J. H.; Park, K. M. *Eur. Polym. J.* **2000**, *36*, 2185. (b) Lewis, D. A.; Summer, J. D.; Ward, T. C.; McGrath, J. E. *J. Polym. Sci. Part A: Polym. Chem.* **1992**, *30A*, 1647.
14. (a) Hansen, J. G.; Bang, K. S.; Thorup, N.; Becher, J. *Eur. J. Org. Chem.* **2000**, 2135. (b) Hamilton, D. G.; Lynch, D. E.; Byriel, K. A.; Kennard, C. H.; Sanders, J. K. *Aust. J. Chem.* **1998**, *51*, 441. (c) Walker, M. A. *J. Org. Chem.* **1995**, *60*, 5352. (d) Walker, M. A.; *Tetrahedron Lett.* **1994**, *35*, 665.
15. (a) Bose, A. K.; Manhas, M. S.; Ghosh, M.; Raju, V. S.; Taber, K.; Urbanczyk-Lipkowska, Z. *Heterocycles* **1990**, *30*, 741. (b) Bose, A. K.; Jayaraman, M.; Okawa, A.; Bari, S.; Robb, E. W.; Manhas, M. S. *Tetrahedron Lett.* **1996**, *37*, 6989. (c) Westaway, K. C.; Gedye, R. N. *Microwave Power Electromagn. Energy* **1995**, *30*, 219. (d) Ondrus, V.; Fisera, L.; Bradac, V. *ARKIVOC* **2001**, (v), 60.

16. (a) Bogdal, D.; Pielichowski, J.; Boron, A. *Synlett* **1996**, 9, 873. (b) Chandrasekhar S.; Takhi M.; Uma G. *Tetrahedron Lett.* **1997**, 38, 8089. (c) Chandrasekhar S.; Padmaja M. B.; Raza A. *Synlett* **1999**, 10, 1597. (d) Seijas J. A.; Vázquez-Tato M. P.; Martínez M. M.; Nuñez-Corredoira G. *J. Chem. Res. (S)* **1999**, 7, 420. (e) Bachín B. M.; Cuadras A. M.; Alvarez-Builla J. *Synlett* **2002**, 2, 343. (f) Seijas J. A.; Vázquez-Tato M. P.; Carballido-Reboredo R. *Sixth Electronic Conference on Synthetic Organic Chemistry (ECSOC-6)*, **2002**, E005 (www.mdpi.net).
17. Vidal, T.; Loupy, A.; Gedye, R. N. *Tetrahedron* **2000**, 56, 5473.
18. (a) Welton, T. *Chem. Rev.* **1999**, 99, 2071. (b) Zhao, H.; V. Malhotra, S. *Aldrichimica Acta* **2002**, 35, 75. (c) *Ionic Liquids in Synthesis*, Wasserscheid P.; Keim W. Eds.; Wiley-VCH: Weinheim, 2004.
19. (a) Zhao, D.; Wu, M.; Kou, Y.; Min, E. *Catalysis Today* **2002**, 74, 157. (b) Corma, A.; García, H. *Chem. Rev.* **2003**, 103, 4307. (c) Olivier-Bourbigou, H.; Magna, L. *J. Mol. Catal. A* **2002**, 182 / 183, 419. (d) Hoffmann, J.; Nüchter, M.; Ondruschka.; Wasserscheid, P. *Green Chem.* **2003**, 5, 296.
20. (a) Leadbeater, N. E.; Torenus, H. M.; Tye, H. *Comb. Chem. High Throughput Screen.* **2004**, 7, 511. (b) Fuentes, A.; Martínez-Palou, R.; Reyes, A.; Tamariz, J. *Monatsh. Chem.* **2005**, 136, 177. (c) Yi, F.; Peng, Y.; Song, G. *Tetrahedron Lett.* **2005**, 46, 3931. (d) Liao, M. C.; Duan, X. H.; Liang, Y. M. *Tetrahedron Lett.* **2005**, 46, 3469.
21. For ILs synthesis under microwave irradiation, see: (a) Varma, R. S.; Namboodiri, V. V. *Pure Appl. Chem.* **2001**, 73, 1309. (b) Varma, R. S.; Namboodiri, V. V. *Chem. Commun.* **2001**, 7, 643. (c) Khadilkar, B. M.; Rebeiro, G. L. *Org. Proc. Res. & Dev.* **2002**, 6, 826. (d) Fraga-Dubreuil, J.; Famelart, M. H.; Bazureau, J. P. *Org. Proc. Res. & Dev.* **2002**, 6, 374. (e) Law, M. C.; Wong, K. Y.; Chan, T. H. *Green Chem.* **2002**, 4, 328. (f) Deetlefs, M.; Seddon, K. R. *Green Chem.* **2003**, 5, 181. (g) Vo-Thanh, G.; Pegot, B.; Loupy, A. *Eur. J. Org. Chem.* **2004**, 5, 1112. (h) Kim, Y. J.; Varma, R. S. *Tetrahedron Lett.* **2005**, 46, 1467. (i) Kim, Y. J.; Varma, R. S. *J. Org. Chem.* **2005**, 70, 7882. (j) Kim, Y. J.; Varma, R. S. *Tetrahedron Lett.* **2005**, 46, 7447 and ref. 20b.
22. Guzmán-Lucero, D.; Guzmán, J.; Likhatchev, D.; Martínez-Palou, R. *Tetrahedron Lett.* **2005**, 46, 1119.
23. Web page: www.sevmexico.com
24. Leadbeater, N. E.; Torenus, H. M.; Tye, H. *Tetrahedron* **2003**, 53, 2253.
25. Vygodskii, Y. S.; Lozinskaya, E. I.; Shaplov, A. S.; Lyssenko, K. A.; Antipin, M. Y.; Urman, Y. G. *Polymer* **2004**, 45, 5031.
26. Bruker Analytical X-ray Systems. SMART: Bruker Molecular Analysis Research Tool, Version 5.618, 2000.
27. Bruker Analytical X-ray Systems. SAINT + NT, Version 6.04, 2001.
28. Sheldrick, G. M. SHELX86, Program for Crystal Structure Solution, University of Göttingen, Göttingen (Germany), 1986; Bruker Analytical X ray Systems. SHELXTL-NT Version 6.10, 2000.