

Preparation of S-containing heterocycles via novel reaction patterns of carbon disulfide with 1-lithiobutadienes and 1,4-dilithiobutadienes

Congyang Wang,^a Jinglong Chen,^a Qiuling Song,^a Zhiping Li^a and Zhenfeng Xi^{a,b,*}

^a Key Laboratory of Bioorganic Chemistry and Molecular Engineering of Ministry of Education, College of Chemistry, Peking University, Beijing 100871, China, and ^b State Key Laboratory of Organometallic Chemistry, Shanghai Institute of Organic Chemistry, Chinese Academy of Sciences, Shanghai 200032, China

E-mail: zfxi@pku.edu.cn

Dedicated to Professor Zhitang Huang on the occasion of his 75th birthday

(received 04 Dec 02; accepted 27 May 03; published on the web 30 May 03)

Abstract

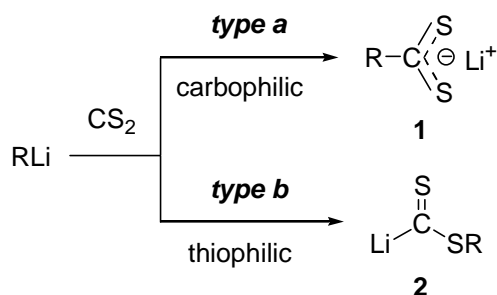
Both carbophilic addition and thiophilic addition were involved in the first step intermolecular reaction of 1,4-dilithio-1,3-diene derivatives with carbon disulfide. Thus in situ generated carbophilic addition intermediates and thiophilic addition intermediates underwent a second step intramolecular carbophilic and thiophilic additions. Multiply substituted thiophenes were isolated as the results of cleavage of the C=S double bonds, while thiopyran-2-thiones were produced via cycloaddition reactions. In addition to 1,4-dilithio-1,3-dienes, monolithio reagents also showed interesting reactions with carbon disulfide. Thiophenes were also generated in the reaction of 1-lithio-1,3-dienes with carbon disulfide.

Keywords: 1-Lithiobutadienes, 1,4-dilithiobutadienes, carbon disulfide, thiophenes, thiopyran-2-thiones

Introduction

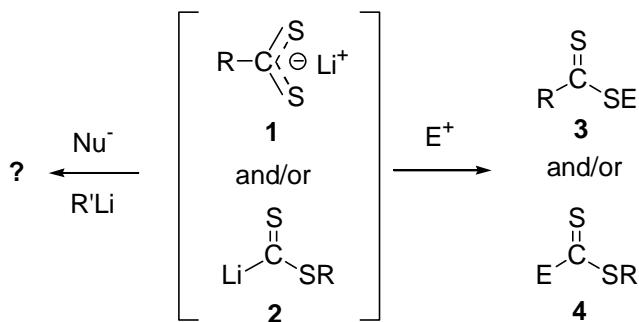
Addition reactions of thiocarbonyl compounds including cumulated thiocarbonyl groups such as CS₂ with organolithium reagents are of fundamental interest because of two interesting points. Either carbophilic addition and thiophilic addition can be expected.¹ As demonstrated in Scheme 1, the carbophilic addition (Scheme 1, **type a**) affords intermediates **1**, lithiocarboxylates. In fact, among thiocarbonyl compounds, carbon disulfide has been accepted as the most useful substrate for the formation of carbon-carbon bonds. The thiophilic addition, which is shown as **type b** in Scheme 1, gives rise to the formation of intermediates **2**. Since both types of additions

may take place, it is still difficult to predict which type of addition will proceed. Furthermore, the reaction mechanisms are still in debate.



Scheme 1. Reaction patterns of CS₂ with organolithium compounds.

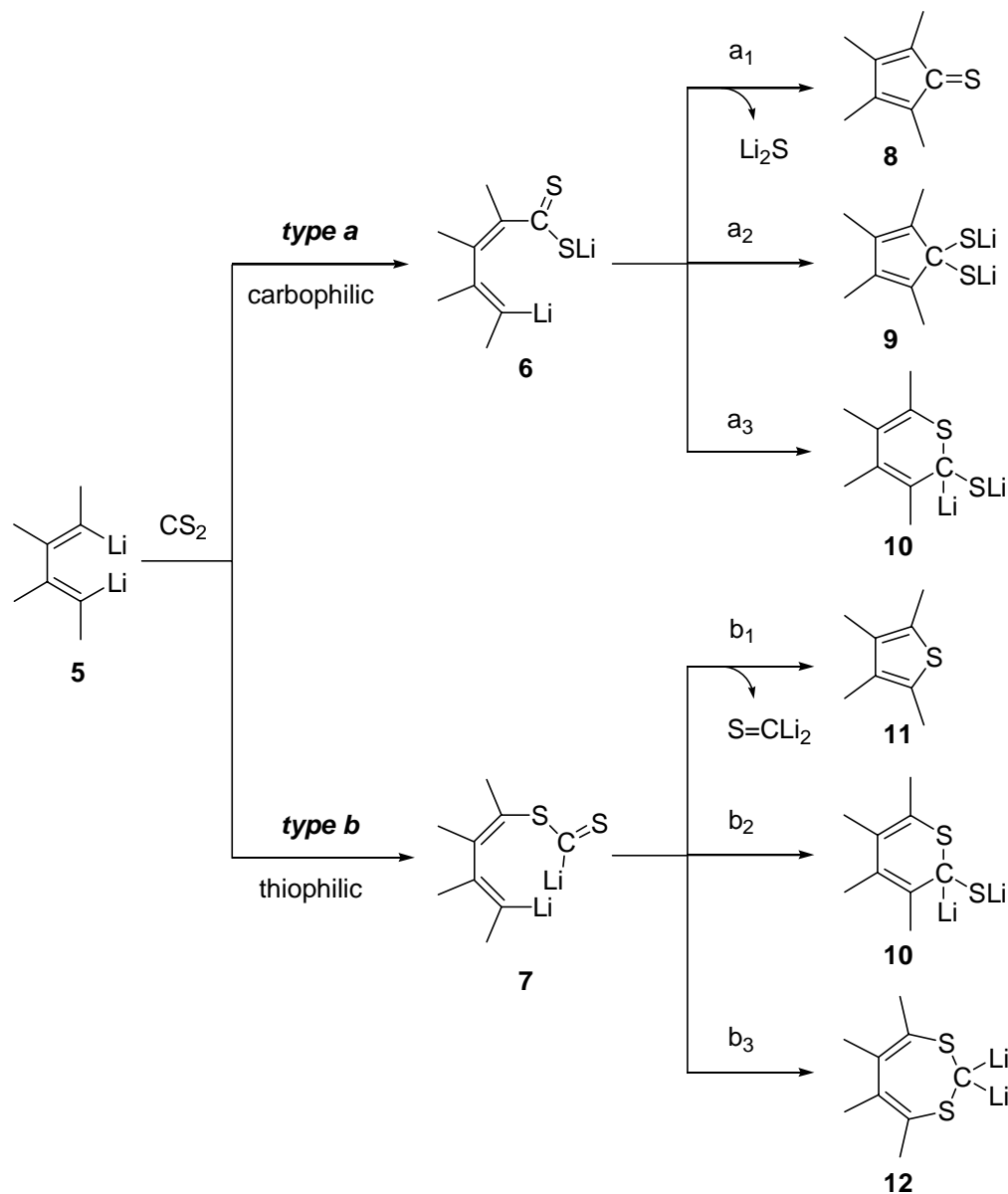
The second interesting point is **selective** application of the addition intermediates of CS₂ with organolithium compounds. As given in Scheme 2, the generated addition products **1** or **2** can react in situ with electrophiles such as alkyl halides to afford products **3** or **4**. Preparation of dithioesters **3** or **4** has been successfully achieved.²⁻⁴ In addition to the reaction with electrophiles, the addition products **1** or **2** may also react with nucleophiles such as RLi. However, surprisingly, application of this fundamental reaction with nucleophiles has not been investigated as such.⁵



Scheme 2. Application of the addition intermediates of CS₂ with organolithium compounds.

Since we initially noticed the novel reaction patterns of 1,4-dilithio-1,3-diene derivatives **5** in 2000,⁶ we have been investigating the reactions of **5** with various organic substrates.⁶⁻¹¹ In order to study on the reaction of the addition intermediates **1** or **2** with nucleophiles, we used **5** as model compounds, expecting that selectivity can be improved and new types of reaction patterns can be discovered.⁵ As demonstrated in Scheme 3, both carbophilic addition intermediates **6** (Scheme 3, **type a**) and thiophilic addition intermediates **7** (Scheme 3, **type b**) can be expected as the first intermediate compounds. Intramolecular reactions of these intermediates may afford couples of products. Expected products are shown in Scheme 3. Similarly, both carbophilic addition and thiophilic addition can be expected in the subsequent intramolecular reactions of **6** and **7**. For **6**, carbophilic addition may afford cyclopentadienethiones **8** and dilithium derivative

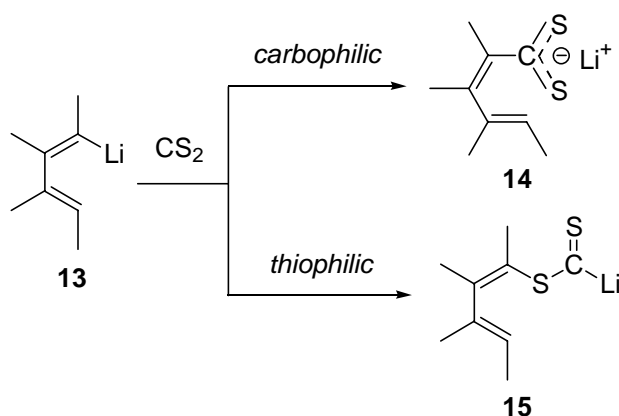
9. A six-membered S-containing dilithium compound **10** might be expected from the thiophilic addition in **6**. For **7**, thiophene derivative **11** and the six-membered S-containing dilithium compound **10** may be formed via carbophilic addition. If a second thiophilic addition takes place in **7**, a seven-membered compound **12** can be expected.



Scheme 3. Proposed reaction patterns of CS_2 with 1,4-dilithio-1,3-diene derivatives.

Our recent studies have demonstrated that 1-lithiobutadiene derivatives **13** react with various organic substrates in a very much different manner from those of normal organolithium reagents.^{10,12} Thus, the reaction of 1-lithiobutadienes **13** with CS_2 also interested us. As demonstrated in Scheme 4, the first addition intermediates may be carbophilic addition

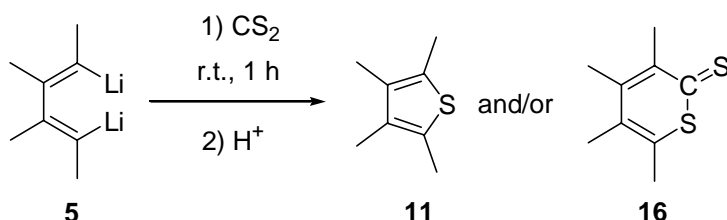
compound **14** and/or thiophilic addition compound **15**. In this paper, we would like to report our results on the reaction of CS₂ with 1,4-dilithiobutadienes and with 1-lithiobutadienes.⁵



Scheme 4. Reaction patterns of CS₂ with 1-lithiobutadiene derivatives.

Results and Discussion

Carbon dioxide reacted with 1,4-dilithio-1,3-diene derivatives **5** to afford cyclopentadienones in excellent yields, as we reported in 2000.⁷ Since the reaction of organolithium reagents with thiocarbonyl groups may be analogous to those with carbonyl groups, the first expected product from the reaction of **5** with carbon disulfide was a thiocyclopentadienone **8**. However, surprisingly, no thiocyclopentadienone derivatives **8** were obtained for all the cases. Depending on the substituents of the dilithio reagents, either single products **11** or a mixture of **11** and **16** were obtained after hydrolysis of the reaction mixture (Scheme 5).^{13,14} No other products were obtained. The formation of thiopyran-2-thiones **16** were not expected.¹⁴



Scheme 5. Reaction of 1,4-dilithio-1,3-dienes with carbon disulfide.

Listed in Table 1 are results by the reaction of 1,4-dilithio-1,3-diene derivatives **5** with carbon disulfide. In cases of simply alkyl-substituted dilithio reagents **5a-d**, the reactions afforded multiply substituted thiophenes **11** as the only products in most cases. Trace amount or non of thiopyran-2-thiones **16** were obtained. Interestingly, when a dilithio reagent **5e** with SiMe₃ as substituents was used, not only thiophene **11e** but also thiopyran-2-thione **16e** was obtained. These two compounds could be easily separated. Thiophene **11e** was obtained in 36%

yield while thiopyran-2-thione **16e** was obtained in 45% yield. The molar ratio of these two compounds was near 4:5. Later we found that formation of **11** and **16** was also related to the structure of the dilithio reagents. Similarly substituted with alkyl groups but with a cyclic structure, the dilithio reagent **5f** also afforded **16f** from its reaction with carbon disulfide.

Although the reason for the ratio of **11** and **16** is not clear yet, it is assumed that steric effect of the substituents and structural characteristics be essential for the selectivity of formation of **11** and/or **16**. Thiopyran-2-thione derivatives **16** are favored when the substituents on the dilithio compounds are larger and when the structures are lacking flexibility.

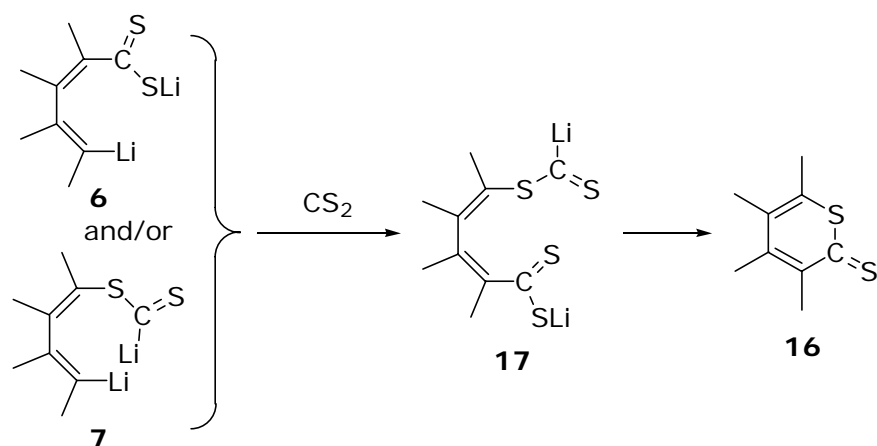
Table 1. Reaction of CS₂ with Dilithio Compounds^a

Run	Dilithio compounds 5	Product 11	Yield of 11 / ^b %	Product 16	Yield of 16 / ^b %
1			11a 62		16a trace
2			11b 68		16b <3
3			11c 52		16c trace
4			11d 54		16d 0
5			11e 36		16e 45
6			11f 34		16f 38

^aReaction conditions: Shown in Scheme 5. ^bIsolated yields.

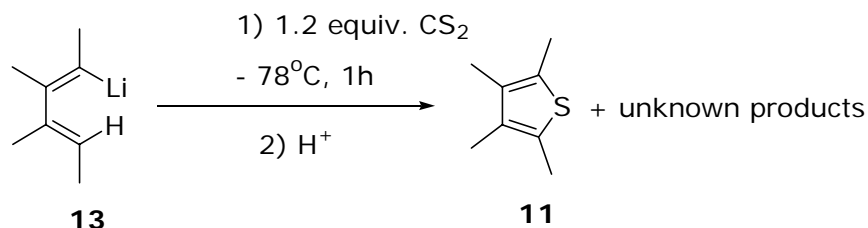
As indicated in Scheme 3, lithiated intermediates **9**, **10**, **12** are assumed to be formed in the reactions of dilithio compounds **5** with carbon disulfide. In addition, Li_2S and $\text{S}=\text{CLi}_2$ are proposed to be generated in the reaction mixture. In order to understand the reaction mechanisms, we carried out several further reactions, trying to trap these lithiated intermediates. For examples, addition of aldehydes, ketones, Me_3SiCl , and so on to the reaction mixtures at various temperatures, however, did not give any meaningful results, except addition of MeI . Since reactions with MeI were pretty complicated, characterization of the structures of products was not easy. These results will be reported in due time.

At least three different reaction pathways have been proposed in the literature for the addition of organo-lithium and -magnesium compounds to thiocarbonyl groups.^{1,2} The formation of **11** may be rationalized in Scheme 3. For the formation of thiopyran-2-thione derivatives **16**, both a concerted radical process¹⁴ and the following intermediate **17** (Scheme 6) might be proposed.



Scheme 6. One possible pathway for the formation of thiopyran-2-thione derivatives.

Although selectivity of reaction of 1-lithiobutadienes with CS_2 was found to be worse than that of reaction of 1,4-dilithiobutadienes with CS_2 , the reaction pattern was novel. As demonstrated in Scheme 6, in addition to unknown products, thiophene compounds were also formed in these reactions. Some results are given in Figure 1. When the reaction mixture of CS_2 with monolithio compounds at low temperature was treated with MeI , Me_3SiCl , or PhCOCl , yields of thiophene derivatives became much lower. No major expected methylated, silylated or acylated compounds were obtained.



Scheme 7. Reaction of 1-lithiobutadienes with CS_2 .

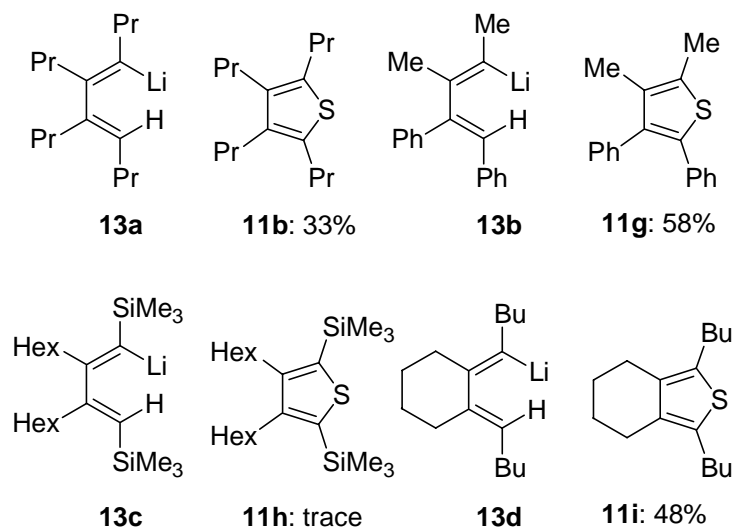


Figure 1

Experimental Section

General Procedures. All reactions were conducted under a slightly positive pressure of dry, prepurified nitrogen using standard Schlenk line techniques when appropriate. Unless otherwise noted, all starting materials were commercially available and were used without further purification. Diethyl ether was refluxed and distilled from sodium benzophenone ketyl under a nitrogen atmosphere. *t*-BuLi was obtained from Kanto Chemicals Co. Ltd. Carbon disulfide was purified before use according to a reported procedure.¹⁵

¹H and ¹³C NMR spectra were recorded at 300 and 75.4 MHz, respectively, in CDCl₃ unless stated otherwise. 1,4-Dilithio-1,3-diene derivatives **5** were generated in situ from their corresponding 1,4-diiodo-1,3-dienes and *t*-BuLi.⁸ Monolithio 1,3-diene derivatives **13** were produced similarly from their corresponding monoiodo 1,3-dienes.¹⁰

A typical procedure for the preparation of thiophene and thiopyran-2-thione derivatives from 1,4-dilithio-1,3-diene compounds

To a diethyl ether (5 mL) solution of 1,4-diiodo-1,3-butadiene (1 mmol) at -78 °C was added *t*BuLi (4.0 mmol, 1.47 M in pentane). The above reaction mixture was then stirred at -78 °C for 1 h to generate 1,4-dilithio-1,3-diene **5a**, which was monitored by GC analysis or by TLC. After addition of carbon disulfide (1.1 mmol) at -78 °C, the mixture was stirred at room temperature for 1 h. The above reaction mixture was then quenched with 3N HCl and extracted with diethyl ether. The extract was washed with NaHCO₃, brine and dried over MgSO₄. The solvent was evaporated in vacuo to give a brown oil, which was purified by column chromatograph (silica gel, hexane) to afford **11a**.

2,3,4,5-Tetrabutylthiophene (11a). Light yellow liquid, isolated yield 62% (191 mg). ¹H NMR (CDCl₃, TMS): δ 0.90-0.98 (m, 12H), 1.31-1.44 (m, 16H), 2.41 (t, *J* = 8.0 Hz, 4H), 2.66 (t, *J* =

8.0 Hz, 4H); ^{13}C NMR (CDCl_3 , TMS): δ 13.95, 13.96, 22.64, 23.05, 27.00, 27.88, 33.31, 34.01, 135.23, 136.81. HRMS calcd for $\text{C}_{20}\text{H}_{36}\text{S}$ 308.2538, found 308.2546.

In cases of **5e** and **5f**, the above reaction afforded a mixture of two compounds **11e** and **16e**, **11f** and **16f**, respectively. Thiophene derivatives **11e** and **11f** were easily separated from thiopyran-2-thione derivatives **16e** and **16f** using column chromatograph (silica gel, hexane/ether = 4:1).

2,3,4,5-Tetrapropylthiophene (11b). Light yellow liquid, isolated yield 68% (171 mg). ^1H NMR (CDCl_3 , TMS): δ 0.86-1.09 (m, 12H), 1.29-1.79 (m, 8H), 2.22-2.50 (m, 4H), 2.52-2.80 (m, 4H); ^{13}C NMR (CDCl_3 , TMS): δ 14.08, 14.45, 24.31, 25.10, 29.45, 30.29, 135.28, 136.81. HRMS calcd for $\text{C}_{16}\text{H}_{28}\text{S}$ 252.1912, found 252.1924.

2,3,4,5-Tetraethylthiophene (11c). Light yellow liquid, isolated yield 52% (102 mg). ^1H NMR (CDCl_3 , TMS): δ 0.80 (t, $J = 7.5$ Hz, 6H), 0.96 (t, $J = 7.5$ Hz, 6H), 2.17 (q, $J = 7.5$ Hz, 4H), 2.43 (q, $J = 7.5$ Hz, 4H); ^{13}C NMR (CDCl_3 , TMS): δ 15.51, 16.34, 20.14, 21.29, 136.65, 137.85. HRMS calcd for $\text{C}_{12}\text{H}_{20}\text{S}$ 196.1286, found 196.1278.

2,3-Dibutyl-4,5-dimethylthiophene (11d). Light yellow liquid, isolated yield 54% (121 mg). ^1H NMR (CDCl_3 , TMS): δ 0.89-0.97 (m, 6H), 1.28-1.50 (m, 8H), 2.00 (s, 3H), 2.28 (s, 3H), 2.41 (t, $J = 7.5$ Hz, 2H), 2.65 (t, $J = 8.1$ Hz, 2H). ^{13}C NMR (CDCl_3 , TMS): δ 12.39, 13.18, 13.91, 13.98, 22.51, 22.85, 27.27, 27.64, 32.61, 34.23, 128.39, 132.38, 134.70, 137.46. HRMS calcd for $\text{C}_{14}\text{H}_{24}\text{S}$ 224.1599, found 224.1610.

2,5-Bis(trimethylsilyl)-3,4-dibutylthiophene (11e). Light yellow liquid, isolated yield 36% (122 mg). ^1H NMR (CDCl_3): δ 0.33 (s, 18H), 0.96 (t, $J = 6.9$ Hz, 6H), 1.40-1.53 (m, 8H), 2.60 (t, $J = 6.9$ Hz, 4H); ^{13}C NMR (CDCl_3): δ 0.55, 13.92, 23.36, 29.54, 34.56, 138.56, 151.27. HRMS calcd for $\text{C}_{18}\text{H}_{36}\text{Si}_2\text{S}$ 340.2076, found 340.2078.

Thiophene (11f). Light yellow liquid, isolated yield 34% (75 mg). ^1H NMR (CDCl_3 , TMS): δ 0.99 (t, $J = 7.5$ Hz, 6H), 1.53-1.80 (m, 8H), 2.39-2.75 (m, 8H). ^{13}C NMR (CDCl_3 , TMS): δ 13.98, 23.46, 24.41, 25.07, 29.75, 133.39, 133.80. HRMS calcd for $\text{C}_{14}\text{H}_{22}\text{S}$ 222.1442, found 222.1432.

Thione (16e). Deep brown liquid, isolated yield 45% (173 mg), ^1H NMR (CDCl_3): δ 0.34 (s, 9H), 0.47 (s, 9H), 0.91-0.92 (m, 6H), 1.37-1.38 (m, 8H), 2.59 (t, $J = 7.0$ Hz, 2H), 2.68 (t, $J = 7.0$ Hz, 2H); ^{13}C NMR (CDCl_3): δ 0.10, 4.00, 13.72, 13.84, 22.98 (2 CH_2), 34.23, 34.25, 34.85, 35.18, 143.46, 149.77, 156.13, 157.64, 210.81. HRMS calcd for $\text{C}_{19}\text{H}_{36}\text{Si}_2\text{S}_2$ 384.1797, found 384.1788.

Thione (16f). Deep brown liquid, isolated yield 38% (101 mg). ^1H NMR (CDCl_3 , TMS): δ 0.64-1.12 (m, 6H), 1.25-2.00 (m, 8H), 2.50-2.69 (m, 8H); ^{13}C NMR (CDCl_3 , TMS): δ 13.87, 14.52, 20.13, 20.78, 21.36, 22.94, 26.41, 29.52, 32.32, 35.27, 133.16, 146.47, 148.08, 154.64, 199.87. HRMS calcd for $\text{C}_{15}\text{H}_{22}\text{S}_2$ 266.1163, found 266.1158.

A typical procedure for the preparation of thiophene derivatives from monolithio-1,3-diene compounds

To a diethyl ether (5 mL) solution of monoiodo-1,3-butadiene (1 mmol) at -78 $^\circ\text{C}$ was added *t*BuLi (2.0 mmol, 1.47 M in pentane). The above reaction mixture was then stirred at -78 $^\circ\text{C}$ for

1 h to generate monolithio-1,3-diene **13a**, which was monitored by GC analysis or by TLC. After addition of carbon disulfide (1.1 mmol) at $-78\text{ }^{\circ}\text{C}$, the mixture was stirred at room temperature for 1h. The above reaction mixture was then quenched with 3N HCl and extracted with diethyl ether. The extract was washed with NaHCO_3 , brine and dried over MgSO_4 . The solvent was evaporated in vacuo to give a brown oil, which was purified by column chromatograph (silica gel, hexane) to afford **11b**, which was exactly the same as that obtained by using dilithiobutadiene **5b** as given above. In case of **13c**, no major products were obtained.

2,3-Dimethyl-4,5-diphenylthiophene (11g).^{16,17} White solid, isolated yield 58% (153 mg). mp:108-109 $^{\circ}\text{C}$ (lit.¹⁶: 103 $^{\circ}\text{C}$); ^1H NMR (CDCl_3 , TMS): δ 1.97 (s, 3H), 2.41 (s, 3H), 7.07-7.35 (m, 10H), ^{13}C NMR (CDCl_3 , TMS): δ 13.37, 13.47, 126.52, 126.80, 128.12, 128.29, 128.82, 130.24, 131.84, 133.83, 134.70, 135.37, 137.61, 139.34. HRMS calcd for $\text{C}_{18}\text{H}_{16}\text{S}$ 264.0973, found 264.0971. Anal. Calcd. for $\text{C}_{18}\text{H}_{16}\text{S}$: C, 81.82; H, 6.06. Found: C, 81.58; H, 6.33.

Thiophene (11i). Light yellow liquid, isolated yield 48% (120 mg). ^1H NMR (CDCl_3 , TMS): δ 0.88-0.95 (m, 6H), 1.26-1.73 (m, 12H), 2.53-2.65 (m, 8H), ^{13}C NMR (CDCl_3 , TMS): δ 13.90, 22.50, 23.46, 25.07, 27.36, 33.34, 133.31, 133.94. HRMS calcd for $\text{C}_{16}\text{H}_{26}\text{S}$ 250.1755, found 250.1754.

Acknowledgements

This work was partially supported by the Natural Science Foundation of China (29825105, 20172003, 20232010) and the Major State Basic Research Development Program (G2000077502-D). Cheung Kong Scholars Programme, Qiu Shi Science & Technologies Foundation, and Dow Corning Corporation are gratefully acknowledged.

References and Notes

1. (a) Wakefield, B. J. *Organolithium Methods*, Academic Press, London, 1988, p 67. (b) Wakefield, B. J. in *Comprehensive Organometallic Chemistry*, ed. G. Wilkinson, Pergamon, Oxford, 1982, chapter 44.
2. (a) Seyferth, D.; Hui, R. C. *Tetrahedron Lett.* **1984**, 25, 2623. (b) Meijer, J.; Ruitenber, K.; Westmijze, H.; Vermeer, P. *Synthesis* **1981**, 551.
3. Maercker, A.; van de Fliedrt, J.; Girreser, U. *Tetrahedron* **2000**, 56, 3373.
4. (a) Micetich, R. G. *Can. J. Chem.* **1970**, 48, 2006. (b) P. Beak, P.; Worley, J. W. *J. Am. Chem. Soc.* **1972**, 94, 597. (c) Hartzler, H. D. *J. Am. Chem. Soc.* **1973**, 95, 4379. (d) Schaumann, E.; Walter, W. *Chem. Ber.* **1974**, 107, 3562. (e) Commercon, A.; Ponsinet, G. *Tetrahedron Lett.* **1985**, 26, 5131. (f) Alberti, A.; Benaglia, M.; Macciantelli, D.; Marcaccio, M.; Olmeda, A.; Pedulli, G. F.; Roffia, S. *J. Org. Chem.* **1997**, 62, 6309.

5. Preliminary results on the reaction of CS₂ with 1,4-dilithio-1,3-dienes have been reported. Chen, J.; Song, Q.; Xi, Z. *Tetrahedron Lett.* **2002**, *43*, 3533.
6. Xi, Z.; Song, Q. *J. Org. Chem.* **2000**, *65*, 9157.
7. Xi, Z.; Li, P. *Angew. Chem., Int. Ed. Engl.* **2000**, *39*, 2950.
8. Xi, Z.; Song, Q.; Chen, J.; Guan, H.; Li, P. *Angew. Chem., Int. Ed. Engl.* **2001**, *40*, 1913.
9. Song, Q.; Chen, J.; Jin, X.; Xi, Z. *J. Am. Chem. Soc.* **2001**, *123*, 10419.
10. Chen, J.; Song, Q.; Wang, C.; Xi, Z. *J. Am. Chem. Soc.* **2002**, *124*, 6238.
11. Chen, J.; Song, Q.; Li, P.; Guan, H.; Jin, X.; Xi, Z. *Org. Lett.* **2002**, *4*, 2269.
12. Song, Q.; Li, Z.; Chen, J.; Wang, C.; Xi, Z. *Org. Lett.* **2002**, *4*, 4627.
13. (a) Fagan, P. J.; Buchwald, S. L.; Fang, Q. *J. Org. Chem.* **1989**, *54*, 2793. (b) Fagan, P. J.; Nugent, W. A.; Calabrese, J. C. *J. Am. Chem. Soc.* **1994**, *116*, 1880.
14. Yamamoto, Y.; Takagishi, H.; Itoh, K. *J. Am. Chem. Soc.* **2002**, *124*, 28.
15. *Purification of Laboratory Chemicals*, Armarego, W. L. F.; Perrin, D. D. Eds., Butterworth-Heinemann, Bath, 4th edition, 1998, p 136.
16. Schrauzer, G. N.; Mayweg, V. P. *J. Am. Chem. Soc.* **1965**, *87*, 1483.
17. (a) Nakayama, J.; Machida, H.; Hoshino, M. *Tetrahedron Lett.* **1985**, *26*, 1981. (b) Nakayama, J.; Machida, H.; Saito, R.; Hoshino, M. *Tetrahedron Lett.* **1985**, *26*, 1983.